GRAPEFRUIT (GF): Current Season vs Previous Season

Current Season (2026) (YTD)

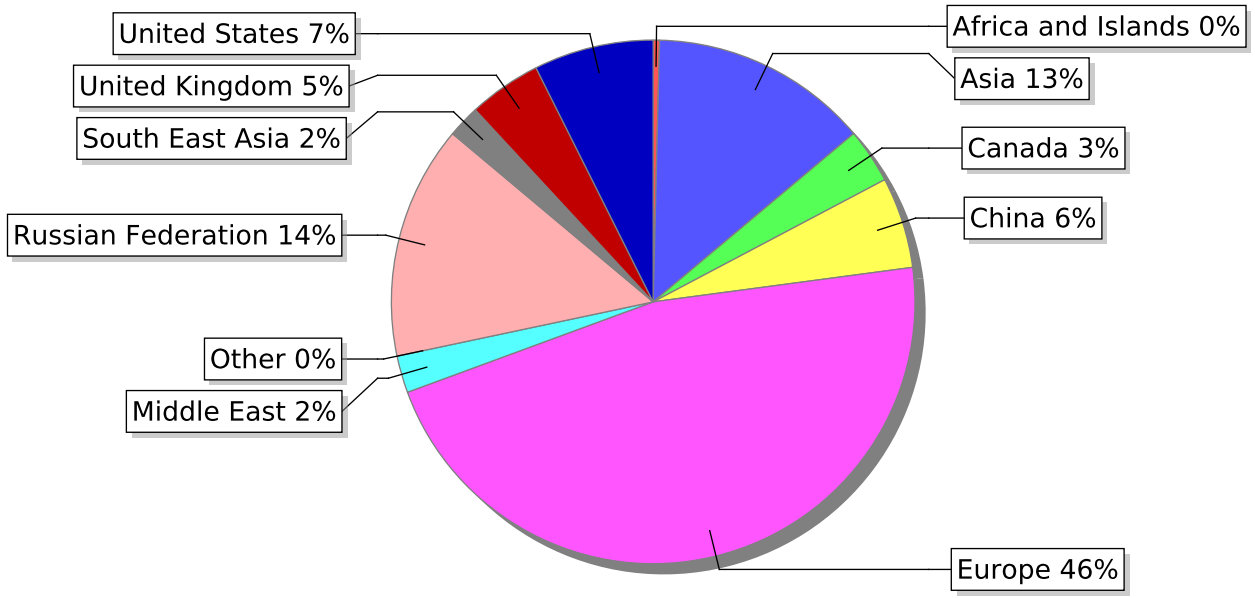

Previous Season (2025) (YTD)

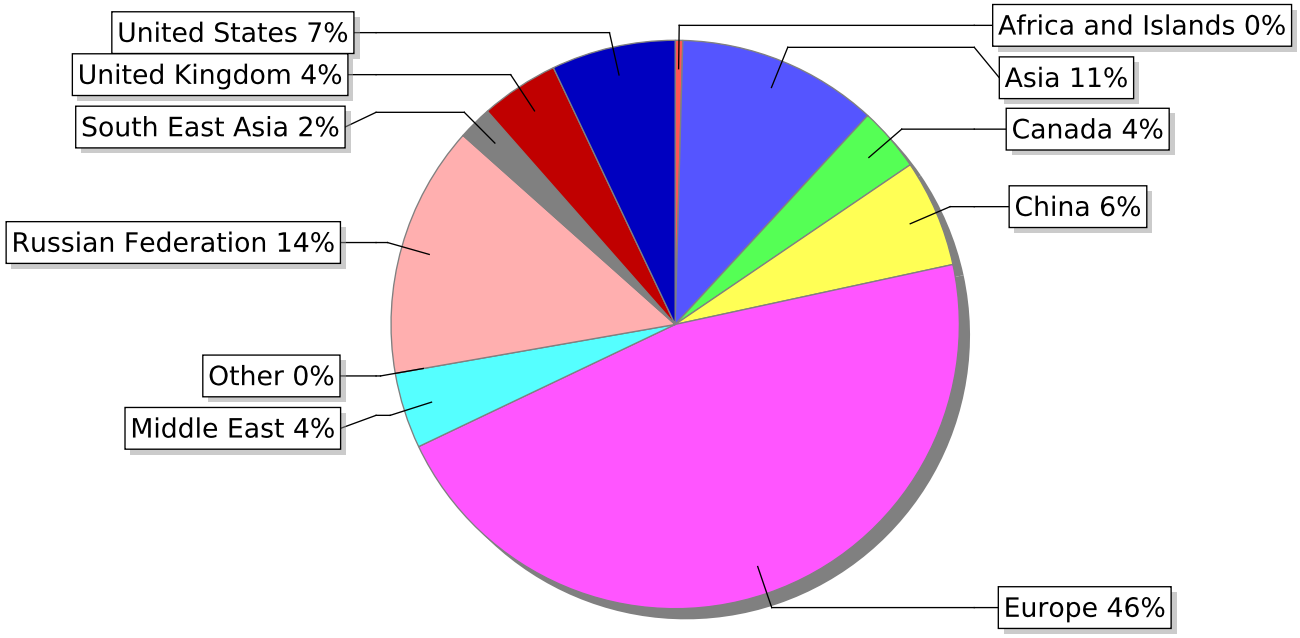

Indemnity:
Agri-hub shall take all reasonable precautions to ensure that any information and data provided by Agri-hub from its information sources are correct. Neither Agri-hub nor any of its directors, employees or information sources take any responsibility for action or losses that might occur as a result of the usage of this information.

Note: The airfreight volumes are supplied by PPECB.

GRAPEFRUIT Grade 1&2 Dispatches by Export Region

(with Historical Data) *(Values expressed in 17.00kg equivalent cartons)*

GRAPEFRUIT (GF) Exported to All Regions : Current Season vs Previous Seasons

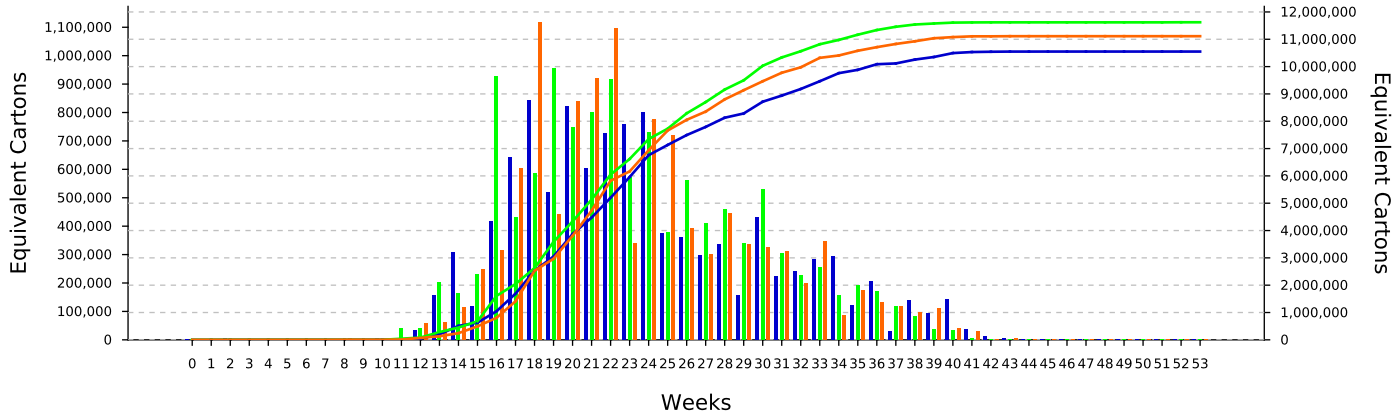

Week	2026 - Current	2026 - Cummulative	2025 - Current	2025 - Cummulative	2024 - Current	2024 - Cummulative
0	0	0	0	0	0	0
1	0	0	0	0	0	0
2	3,808	3,808	762	762	0	0
3	0	3,808	0	762	0	0
4	0	3,808	0	762	0	0
5	0	3,808	0	762	0	0
6	0	3,808	0	762	0	0
7	0	3,808	0	762	0	0
8	0	3,808	0	762	3,811	3,811
9	1,575	5,383	0	762	0	3,811
10	4,622	10,005	0	762	0	3,811
11	2,626	12,631	40,874	41,636	6,473	10,284
12	33,165	45,795	39,966	81,602	59,787	70,072
13	155,005	200,801	203,047	284,648	60,179	130,251
14	309,577	510,378	164,748	449,397	113,456	243,707
15	117,750	628,128	231,465	680,861	249,336	493,043
16	417,568	1,045,695	928,317	1,609,178	313,671	806,713
17	643,741	1,689,436	431,831	2,041,009	602,710	1,409,424
18	842,450	2,531,886	587,241	2,628,250	1,117,512	2,526,936
19	517,799	3,049,685	957,138	3,585,388	441,444	2,968,380
20	821,671	3,871,357	747,621	4,333,009	838,062	3,806,442
21	602,124	4,473,481	799,459	5,132,468	920,018	4,726,461
22	726,840	5,200,321	915,202	6,047,669	1,096,417	5,822,878
23	756,830	5,957,151	570,565	6,618,234	340,583	6,163,460
24	800,862	6,758,012	729,577	7,347,812	774,940	6,938,401
25	374,090	7,132,102	379,127	7,726,939	721,290	7,659,691
26	361,979	7,494,082	562,650	8,289,589	392,379	8,052,070
27	298,656	7,792,738	411,716	8,701,305	301,186	8,353,256
28	335,326	8,128,064	457,941	9,159,246	445,914	8,799,170
29	156,394	8,284,458	339,159	9,498,405	336,475	9,135,645
30	430,436	8,714,894	530,787	10,029,193	326,704	9,462,349
31	223,780	8,938,674	305,223	10,334,416	311,746	9,774,095
32	242,078	9,180,752	227,534	10,561,950	200,357	9,974,452
33	283,463	9,464,215	256,052	10,818,002	345,499	10,319,951
34	295,239	9,759,454	157,577	10,975,578	86,505	10,406,455
35	122,214	9,881,669	191,929	11,167,507	173,140	10,579,595
36	205,276	10,086,945	170,338	11,337,845	131,937	10,711,533
37	28,919	10,115,864	119,201	11,457,046	117,459	10,828,992
38	140,537	10,256,401	83,478	11,540,524	97,019	10,926,011
39	94,445	10,350,846	36,985	11,577,509	111,003	11,037,014
40	143,796	10,494,642	31,999	11,609,507	42,033	11,079,047
41	38,188	10,532,830	6,467	11,615,974	29,157	11,108,204
42	11,031	10,543,861	3,075	11,619,050	0	11,108,204
43	5,636	10,549,497	127	11,619,177	4,429	11,112,633
44	0	10,549,497	0	11,619,177	0	11,112,633
45	770	10,550,267	0	11,619,177	0	11,112,633
46	63	10,550,331	0	11,619,177	78	11,112,711
47	0	10,550,331	0	11,619,177	0	11,112,711
48	0	10,550,331	254	11,619,430	0	11,112,711
49	0	10,550,331	63	11,619,494	0	11,112,711
50	0	10,550,331	0	11,619,494	0	11,112,711
51	0	10,550,331	0	11,619,494	0	11,112,711
52	0	10,550,331	2,539	11,622,033	0	11,112,711
53	0	10,550,331	0	11,622,033	0	11,112,711

Indemnity:
Agri-hub shall take all reasonable precautions to ensure that any information and data provided by Agri-hub from its information sources are correct. Neither Agri-hub nor any of its directors, employees or information sources take any responsibility for action or losses that might occur as a result of the usage of this information.

Note: The airfreight volumes are supplied by PPECB.

GRAPEFRUIT Grade 1&2 Dispatches by Export Region

(with Historical Data) *(Values expressed in 17.00kg equivalent cartons)*

GRAPEFRUIT (GF) Exported to Africa and Islands (AFI) : Current Season vs Previous Seasons

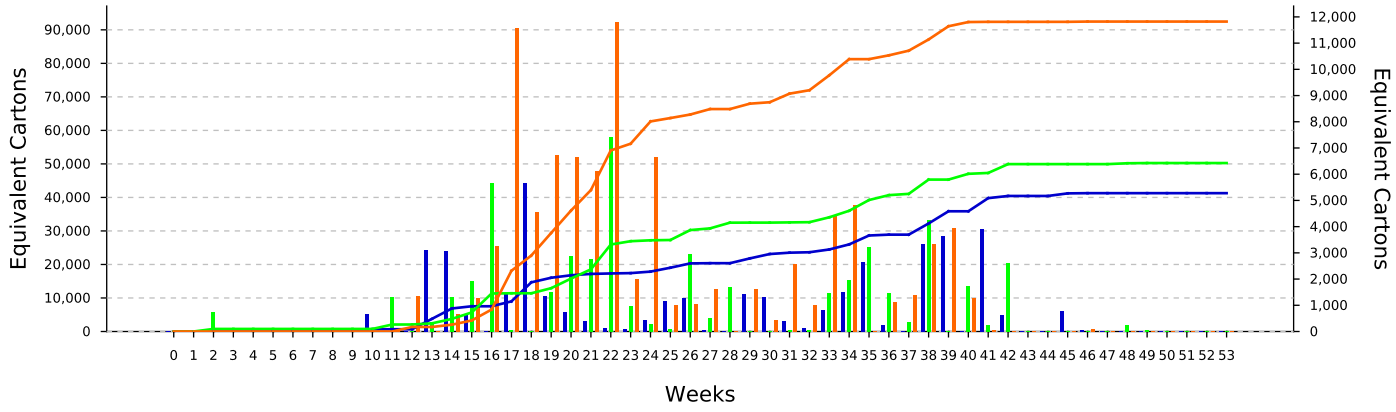

Week	2026 - Current	2026 - Cummulative	2025 - Current	2025 - Cummulative	2024 - Current	2024 - Cummulative
0	0	0	0	0	0	0
1	0	0	0	0	0	0
2	0	0	762	762	0	0
3	0	0	0	762	0	0
4	0	0	0	762	0	0
5	0	0	0	762	0	0
6	0	0	0	762	0	0
7	0	0	0	762	0	0
8	0	0	0	762	0	0
9	0	0	0	762	0	0
10	676	676	0	762	0	0
11	0	676	1,323	2,085	0	0
12	0	676	0	2,085	1,352	1,352
13	3,107	3,784	351	2,436	0	1,352
14	3,087	6,870	1,319	3,755	676	2,028
15	655	7,526	1,936	5,691	1,269	3,298
16	0	7,526	5,649	11,340	3,250	6,548
17	1,467	8,992	63	11,403	11,575	18,123
18	5,677	14,669	0	11,403	4,544	22,667
19	1,366	16,036	1,522	12,925	6,742	29,409
20	740	16,775	2,862	15,788	6,671	36,080
21	406	17,181	2,765	18,552	6,116	42,195
22	135	17,316	7,403	25,955	11,822	54,017
23	107	17,423	982	26,937	2,012	56,029
24	444	17,868	268	27,206	6,644	62,673
25	1,157	19,025	93	27,298	1,007	63,680
26	1,291	20,316	2,961	30,259	1,055	64,735
27	68	20,383	511	30,770	1,630	66,365
28	0	20,383	1,702	32,472	0	66,365
29	1,419	21,803	10	32,482	1,603	67,967
30	1,311	23,114	0	32,482	435	68,402
31	406	23,519	67	32,548	2,561	70,963
32	122	23,642	63	32,612	1,019	71,982
33	831	24,472	1,460	34,071	4,459	76,442
34	1,511	25,983	1,946	36,018	4,808	81,250
35	2,661	28,644	3,210	39,228	0	81,250
36	254	28,899	1,458	40,686	1,141	82,391
37	0	28,899	381	41,066	1,396	83,787
38	3,334	32,232	4,258	45,324	3,337	87,124
39	3,639	35,871	0	45,324	3,942	91,066
40	0	35,871	1,720	47,044	1,260	92,325
41	3,919	39,789	260	47,304	63	92,389
42	647	40,436	2,631	49,935	0	92,389
43	0	40,436	0	49,935	0	92,389
44	0	40,436	0	49,935	0	92,389
45	770	41,207	0	49,935	0	92,389
46	63	41,270	0	49,935	78	92,467
47	0	41,270	0	49,935	0	92,467
48	0	41,270	254	50,189	0	92,467
49	0	41,270	63	50,253	0	92,467
50	0	41,270	0	50,253	0	92,467
51	0	41,270	0	50,253	0	92,467
52	0	41,270	0	50,253	0	92,467
53	0	41,270	0	50,253	0	92,467

Indemnity:
Agri-hub shall take all reasonable precautions to ensure that any information and data provided by Agri-hub from its information sources are correct. Neither Agri-hub nor any of its directors, employees or information sources take any responsibility for action or losses that might occur as a result of the usage of this information.

Note: The airfreight volumes are supplied by PPECB.

GRAPEFRUIT Grade 1&2 Dispatches by Export Region

(with Historical Data) (Values expressed in 17.00kg equivalent cartons)

GRAPEFRUIT (GF) Exported to Asia (ASA) : Current Season vs Previous Seasons

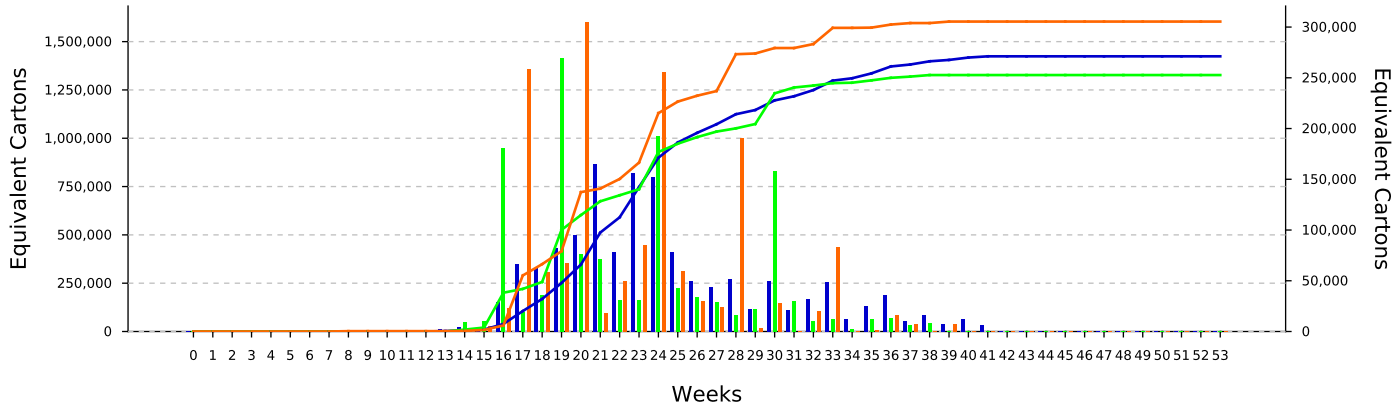

Week	2026 - Current	2026 - Cummulative	2025 - Current	2025 - Cummulative	2024 - Current	2024 - Cummulative
0	0	0	0	0	0	0
1	0	0	0	0	0	0
2	0	0	0	0	0	0
3	0	0	0	0	0	0
4	0	0	0	0	0	0
5	0	0	0	0	0	0
6	0	0	0	0	0	0
7	0	0	0	0	0	0
8	0	0	0	0	1,727	1,727
9	0	0	0	0	0	1,727
10	0	0	0	0	0	1,727
11	0	0	0	0	0	1,727
12	0	0	0	0	0	1,727
13	2,251	2,251	0	0	0	1,727
14	4,442	6,693	9,778	9,778	1,352	3,080
15	3,066	9,759	10,467	20,245	5,144	8,224
16	29,245	39,004	180,475	200,721	23,029	31,253
17	66,673	105,676	19,693	220,414	258,542	289,796
18	62,830	168,506	36,114	256,528	58,797	348,593
19	82,755	251,261	269,294	525,822	67,018	415,611
20	95,261	346,522	76,488	602,311	305,409	721,020
21	165,411	511,933	71,371	673,682	18,511	739,531
22	78,789	590,722	31,228	704,909	49,687	789,219
23	156,657	747,378	31,374	736,284	84,968	874,187
24	151,835	899,213	192,481	928,765	255,617	1,129,805
25	78,729	977,942	42,993	971,758	59,782	1,189,587
26	50,148	1,028,091	34,055	1,005,813	30,507	1,220,093
27	44,255	1,072,345	28,607	1,034,420	24,085	1,244,178
28	51,925	1,124,271	16,702	1,051,122	190,653	1,434,831
29	21,731	1,146,002	22,431	1,073,553	3,699	1,438,530
30	49,730	1,195,732	158,637	1,232,190	28,301	1,466,831
31	21,496	1,217,228	30,434	1,262,624	0	1,466,831
32	32,146	1,249,374	10,025	1,272,649	20,598	1,487,429
33	48,666	1,298,041	12,599	1,285,248	83,717	1,571,146
34	12,449	1,310,489	2,148	1,287,396	0	1,571,146
35	25,303	1,335,792	12,175	1,299,572	1,311	1,572,456
36	35,644	1,371,436	13,119	1,312,691	15,826	1,588,282
37	10,078	1,381,514	6,276	1,318,967	7,732	1,596,014
38	16,558	1,398,073	8,081	1,327,048	0	1,596,014
39	7,275	1,405,348	0	1,327,048	7,772	1,603,786
40	12,294	1,417,641	0	1,327,048	0	1,603,786
41	6,238	1,423,880	0	1,327,048	0	1,603,786
42	0	1,423,880	0	1,327,048	0	1,603,786
43	0	1,423,880	0	1,327,048	0	1,603,786
44	0	1,423,880	0	1,327,048	0	1,603,786
45	0	1,423,880	0	1,327,048	0	1,603,786
46	0	1,423,880	0	1,327,048	0	1,603,786
47	0	1,423,880	0	1,327,048	0	1,603,786
48	0	1,423,880	0	1,327,048	0	1,603,786
49	0	1,423,880	0	1,327,048	0	1,603,786
50	0	1,423,880	0	1,327,048	0	1,603,786
51	0	1,423,880	0	1,327,048	0	1,603,786
52	0	1,423,880	0	1,327,048	0	1,603,786
53	0	1,423,880	0	1,327,048	0	1,603,786

Indemnity:
Agri-hub shall take all reasonable precautions to ensure that any information and data provided by Agri-hub from its information sources are correct. Neither Agri-hub nor any of its directors, employees or information sources take any responsibility for action or losses that might occur as a result of the usage of this information.

Note: The airfreight volumes are supplied by PPECB.

GRAPEFRUIT Grade 1&2 Dispatches by Export Region

(with Historical Data) *(Values expressed in 17.00kg equivalent cartons)*

GRAPEFRUIT (GF) Exported to Canada (CAN) : Current Season vs Previous Seasons

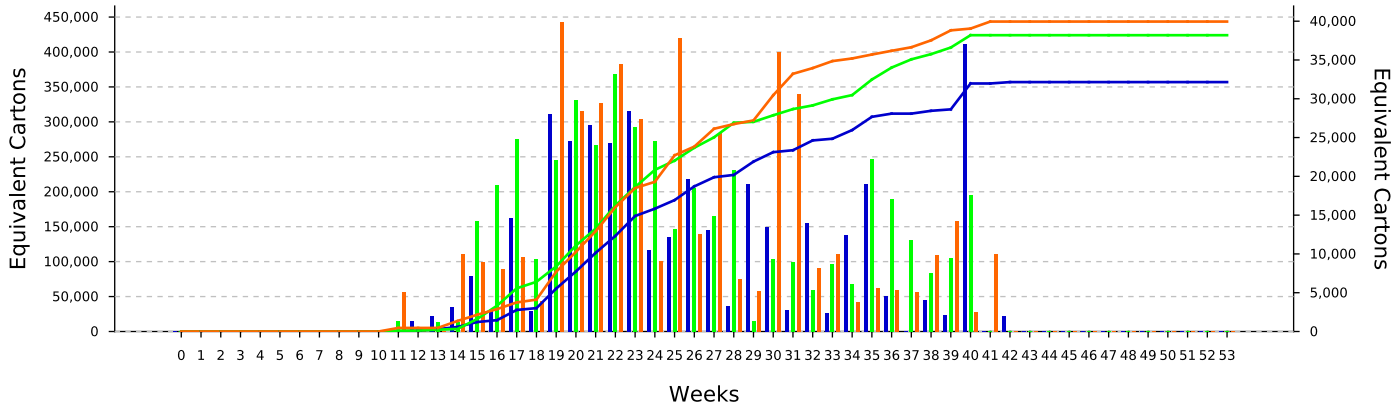

Week	2026 - Current	2026 - Cummulative	2025 - Current	2025 - Cummulative	2024 - Current	2024 - Cummulative
0	0	0	0	0	0	0
1	0	0	0	0	0	0
2	0	0	0	0	0	0
3	0	0	0	0	0	0
4	0	0	0	0	0	0
5	0	0	0	0	0	0
6	0	0	0	0	0	0
7	0	0	0	0	0	0
8	0	0	0	0	0	0
9	0	0	0	0	0	0
10	0	0	0	0	0	0
11	0	0	1,290	1,290	5,121	5,121
12	1,293	1,293	0	1,290	0	5,121
13	2,038	3,331	1,269	2,560	0	5,121
14	3,142	6,473	1,164	3,724	9,965	15,086
15	7,121	13,594	14,260	17,984	8,910	23,995
16	2,642	16,237	18,947	36,931	8,014	32,009
17	14,613	30,850	24,861	61,792	9,617	41,626
18	2,597	33,446	9,332	71,124	3,941	45,567
19	27,982	61,429	22,066	93,190	39,952	85,519
20	24,507	85,935	29,875	123,065	28,377	113,896
21	26,656	112,592	24,102	147,167	29,509	143,405
22	24,261	136,853	33,232	180,399	34,476	177,881
23	28,420	165,273	26,306	206,705	27,329	205,210
24	10,491	175,763	24,541	231,245	9,031	214,241
25	12,227	187,990	13,213	244,459	37,844	252,085
26	19,672	207,662	18,518	262,977	12,509	264,594
27	13,093	220,755	14,877	277,854	25,541	290,135
28	3,340	224,095	20,819	298,673	6,715	296,850
29	19,022	243,117	1,396	300,069	5,227	302,077
30	13,534	256,651	9,314	309,383	36,019	338,096
31	2,760	259,411	8,895	318,278	30,665	368,761
32	14,047	273,458	5,300	323,577	8,197	376,958
33	2,412	275,869	8,663	332,240	10,012	386,970
34	12,396	288,265	6,112	338,352	3,761	390,731
35	18,953	307,219	22,244	360,596	5,647	396,378
36	4,585	311,804	17,088	377,684	5,330	401,709
37	0	311,804	11,776	389,460	5,072	406,781
38	4,022	315,825	7,486	396,946	9,901	416,681
39	2,101	317,926	9,448	406,394	14,281	430,962
40	37,016	354,942	17,651	424,046	2,554	433,517
41	0	354,942	0	424,046	10,028	443,545
42	1,999	356,941	0	424,046	0	443,545
43	0	356,941	0	424,046	0	443,545
44	0	356,941	0	424,046	0	443,545
45	0	356,941	0	424,046	0	443,545
46	0	356,941	0	424,046	0	443,545
47	0	356,941	0	424,046	0	443,545
48	0	356,941	0	424,046	0	443,545
49	0	356,941	0	424,046	0	443,545
50	0	356,941	0	424,046	0	443,545
51	0	356,941	0	424,046	0	443,545
52	0	356,941	0	424,046	0	443,545
53	0	356,941	0	424,046	0	443,545

Indemnity:
Agri-hub shall take all reasonable precautions to ensure that any information and data provided by Agri-hub from its information sources are correct. Neither Agri-hub nor any of its directors, employees or information sources take any responsibility for action or losses that might occur as a result of the usage of this information.

Note: The airfreight volumes are supplied by PPECB.

GRAPEFRUIT Grade 1&2 Dispatches by Export Region

(with Historical Data) *(Values expressed in 17.00kg equivalent cartons)*

GRAPEFRUIT (GF) Exported to China (CHN) : Current Season vs Previous Seasons

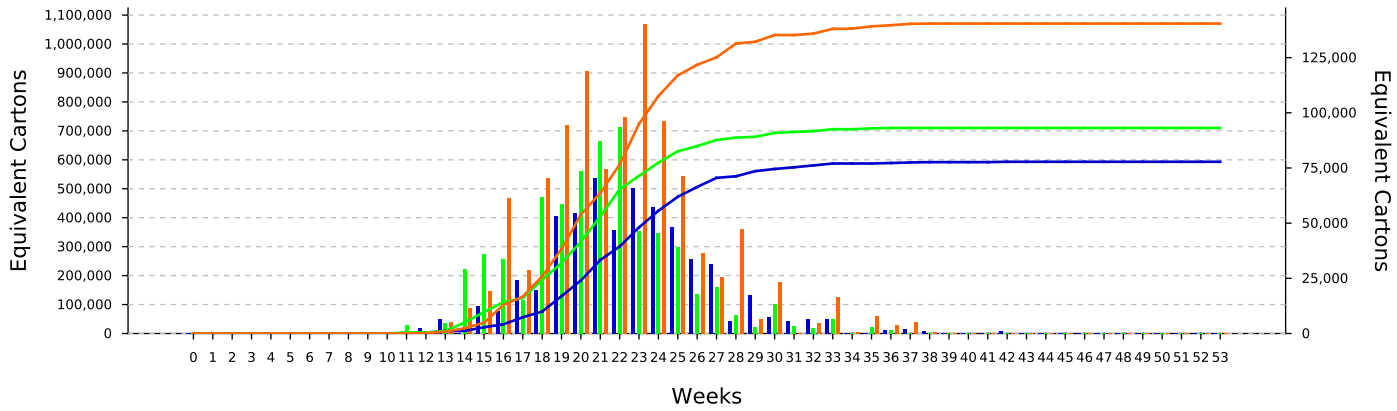

Week	2026 - Current	2026 - Cummulative	2025 - Current	2025 - Cummulative	2024 - Current	2024 - Cummulative
0	0	0	0	0	0	0
1	0	0	0	0	0	0
2	0	0	0	0	0	0
3	0	0	0	0	0	0
4	0	0	0	0	0	0
5	0	0	0	0	0	0
6	0	0	0	0	0	0
7	0	0	0	0	0	0
8	0	0	0	0	0	0
9	0	0	0	0	0	0
10	0	0	0	0	0	0
11	0	0	3,710	3,710	0	0
12	2,555	2,555	0	3,710	1,257	1,257
13	6,394	8,949	4,970	8,680	5,127	6,385
14	0	8,949	29,252	37,932	11,667	18,052
15	12,605	21,555	36,194	74,126	19,338	37,389
16	10,138	31,692	33,846	107,971	61,521	98,910
17	24,448	56,140	15,036	123,007	28,574	127,485
18	19,650	75,791	62,023	185,030	70,241	197,726
19	53,116	128,907	58,538	243,568	94,423	292,149
20	54,485	183,391	73,677	317,245	118,758	410,907
21	70,355	253,747	87,223	404,469	74,651	485,558
22	46,770	300,517	93,477	497,946	98,056	583,614
23	65,953	366,470	46,469	544,415	140,434	724,048
24	57,480	423,950	45,610	590,025	96,156	820,205
25	48,313	472,263	39,389	629,414	71,357	891,562
26	33,954	506,217	17,968	647,382	36,570	928,132
27	31,455	537,672	21,069	668,451	25,798	953,930
28	5,464	543,136	8,284	676,736	47,533	1,001,463
29	17,669	560,805	2,809	679,545	6,441	1,007,904
30	7,608	568,413	13,315	692,860	23,144	1,031,048
31	5,751	574,164	3,488	696,348	0	1,031,048
32	6,500	580,664	2,704	699,053	4,863	1,035,911
33	6,646	587,311	6,666	705,719	16,485	1,052,396
34	0	587,311	0	705,719	762	1,053,157
35	0	587,311	2,920	708,638	7,815	1,060,972
36	1,587	588,898	1,396	710,035	3,874	1,064,847
37	1,968	590,865	0	710,035	5,029	1,069,876
38	1,079	591,944	0	710,035	811	1,070,688
39	0	591,944	0	710,035	0	1,070,688
40	0	591,944	0	710,035	0	1,070,688
41	0	591,944	0	710,035	0	1,070,688
42	1,277	593,221	0	710,035	0	1,070,688
43	0	593,221	0	710,035	0	1,070,688
44	0	593,221	0	710,035	0	1,070,688
45	0	593,221	0	710,035	0	1,070,688
46	0	593,221	0	710,035	0	1,070,688
47	0	593,221	0	710,035	0	1,070,688
48	0	593,221	0	710,035	0	1,070,688
49	0	593,221	0	710,035	0	1,070,688
50	0	593,221	0	710,035	0	1,070,688
51	0	593,221	0	710,035	0	1,070,688
52	0	593,221	0	710,035	0	1,070,688
53	0	593,221	0	710,035	0	1,070,688

Indemnity:
Agri-hub shall take all reasonable precautions to ensure that any information and data provided by Agri-hub from its information sources are correct. Neither Agri-hub nor any of its directors, employees or information sources take any responsibility for action or losses that might occur as a result of the usage of this information.

Note: The airfreight volumes are supplied by PPECB.

GRAPEFRUIT Grade 1&2 Dispatches by Export Region

(with Historical Data) *(Values expressed in 17.00kg equivalent cartons)*

GRAPEFRUIT (GF) Exported to Europe (EUR) : Current Season vs Previous Seasons

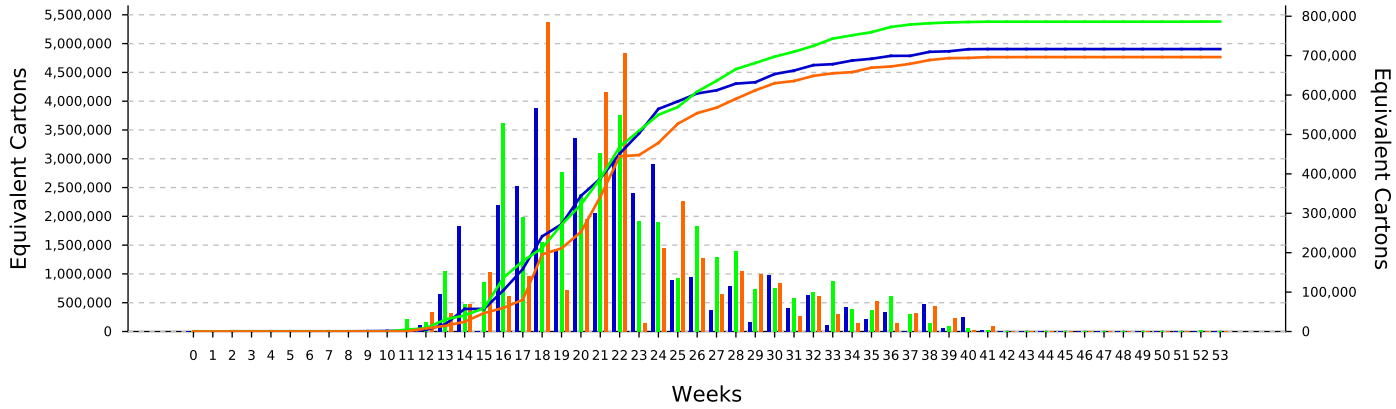

Week	2026 - Current	2026 - Cummulative	2025 - Current	2025 - Cummulative	2024 - Current	2024 - Cummulative
0	0	0	0	0	0	0
1	0	0	0	0	0	0
2	3,808	3,808	0	0	0	0
3	0	3,808	0	0	0	0
4	0	3,808	0	0	0	0
5	0	3,808	0	0	0	0
6	0	3,808	0	0	0	0
7	0	3,808	0	0	0	0
8	0	3,808	0	0	389	389
9	1,575	5,383	0	0	0	389
10	3,946	9,329	0	0	0	389
11	2,626	11,955	32,011	32,011	1,352	1,741
12	16,702	28,657	24,403	56,414	49,838	51,579
13	96,405	125,062	152,979	209,393	47,978	99,557
14	267,379	392,441	70,351	279,744	69,542	169,098
15	571	393,013	124,502	404,246	150,449	319,547
16	321,779	714,792	528,230	932,476	90,735	410,282
17	369,433	1,084,225	290,121	1,222,598	141,632	551,913
18	567,990	1,652,214	226,299	1,448,896	786,456	1,338,369
19	210,337	1,862,551	404,792	1,853,688	105,860	1,444,229
20	491,944	2,354,495	349,319	2,203,007	285,388	1,729,617
21	301,164	2,655,659	452,562	2,655,568	607,451	2,337,068
22	433,798	3,089,456	550,455	3,206,023	705,423	3,042,491
23	350,780	3,440,236	279,274	3,485,297	22,280	3,064,771
24	424,719	3,864,955	278,328	3,763,626	211,210	3,275,981
25	130,392	3,995,347	134,504	3,898,130	331,111	3,607,092
26	139,181	4,134,528	267,204	4,165,334	185,389	3,792,481
27	53,990	4,188,518	188,196	4,353,530	94,767	3,887,248
28	116,213	4,304,731	203,087	4,556,617	153,766	4,041,014
29	24,184	4,328,914	107,199	4,663,816	146,960	4,187,974
30	142,398	4,471,312	109,247	4,773,063	124,192	4,312,166
31	60,751	4,532,063	86,238	4,859,301	38,555	4,350,721
32	93,908	4,625,971	100,883	4,960,184	88,856	4,439,577
33	17,156	4,643,126	127,316	5,087,499	44,112	4,483,689
34	62,787	4,705,914	56,797	5,144,297	21,185	4,504,874
35	30,510	4,736,424	54,821	5,199,117	77,237	4,582,111
36	50,412	4,786,836	89,583	5,288,700	20,480	4,602,590
37	1,269	4,788,105	43,264	5,331,964	46,354	4,648,944
38	68,814	4,856,919	21,652	5,353,616	65,164	4,714,108
39	9,893	4,866,813	13,968	5,367,584	33,645	4,747,754
40	35,719	4,902,532	8,058	5,375,642	3,484	4,751,237
41	2,627	4,905,159	4,683	5,380,325	13,919	4,765,157
42	0	4,905,159	0	5,380,325	0	4,765,157
43	0	4,905,159	0	5,380,325	1,186	4,766,343
44	0	4,905,159	0	5,380,325	0	4,766,343
45	0	4,905,159	0	5,380,325	0	4,766,343
46	0	4,905,159	0	5,380,325	0	4,766,343
47	0	4,905,159	0	5,380,325	0	4,766,343
48	0	4,905,159	0	5,380,325	0	4,766,343
49	0	4,905,159	0	5,380,325	0	4,766,343
50	0	4,905,159	0	5,380,325	0	4,766,343
51	0	4,905,159	0	5,380,325	0	4,766,343
52	0	4,905,159	2,539	5,382,864	0	4,766,343
53	0	4,905,159	0	5,382,864	0	4,766,343

Indemnity:
Agri-hub shall take all reasonable precautions to ensure that any information and data provided by Agri-hub from its information sources are correct. Neither Agri-hub nor any of its directors, employees or information sources take any responsibility for action or losses that might occur as a result of the usage of this information.

Note: The airfreight volumes are supplied by PPECB.

GRAPEFRUIT Grade 1&2 Dispatches by Export Region

(with Historical Data) *(Values expressed in 17.00kg equivalent cartons)*

GRAPEFRUIT (GF) Exported to Middle East (MEA) : Current Season vs Previous Seasons

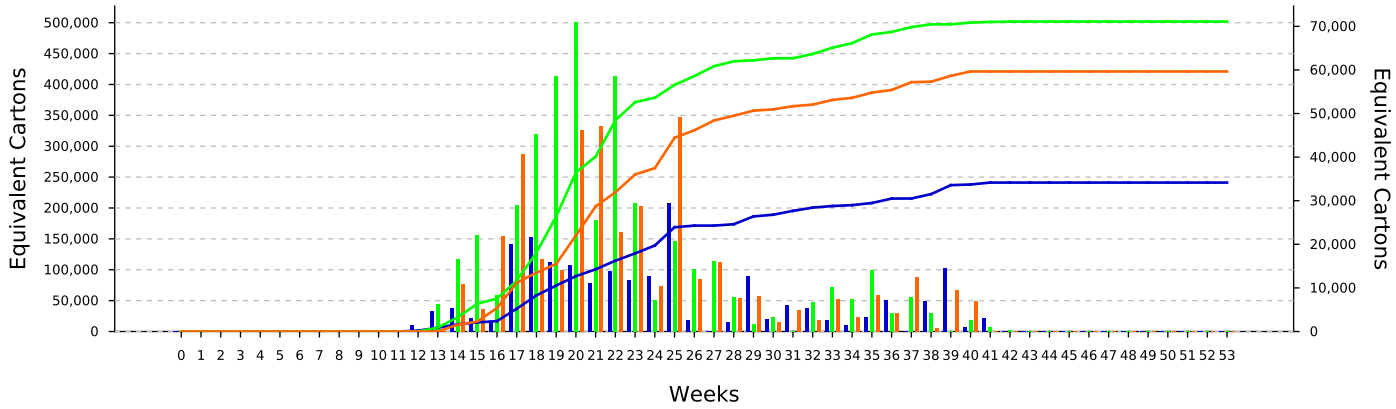

Week	2026 - Current	2026 - Cummulative	2025 - Current	2025 - Cummulative	2024 - Current	2024 - Cummulative
0	0	0	0	0	0	0
1	0	0	0	0	0	0
2	0	0	0	0	0	0
3	0	0	0	0	0	0
4	0	0	0	0	0	0
5	0	0	0	0	0	0
6	0	0	0	0	0	0
7	0	0	0	0	0	0
8	0	0	0	0	0	0
9	0	0	0	0	0	0
10	0	0	0	0	0	0
11	0	0	0	0	0	0
12	1,396	1,396	0	0	0	0
13	4,710	6,106	6,287	6,287	0	0
14	5,486	11,592	16,610	22,897	10,872	10,872
15	3,110	14,702	22,056	44,953	5,255	16,126
16	2,186	16,888	8,402	53,356	21,955	38,081
17	19,959	36,847	29,054	82,409	40,695	78,777
18	21,701	58,549	45,330	127,739	16,615	95,392
19	15,854	74,403	58,726	186,465	14,018	109,410
20	15,178	89,581	71,096	257,562	46,160	155,570
21	11,126	100,707	25,658	283,219	47,051	202,620
22	13,945	114,652	58,711	341,931	22,783	225,403
23	11,816	126,468	29,445	371,375	28,864	254,267
24	12,802	139,270	7,184	378,559	10,320	264,587
25	29,532	168,802	20,754	399,313	49,195	313,782
26	2,696	171,498	14,245	413,558	12,024	325,806
27	0	171,498	16,067	429,625	15,864	341,669
28	2,177	173,675	7,886	437,512	7,687	349,356
29	12,656	186,331	1,609	439,121	8,204	357,560
30	2,827	189,158	3,269	442,390	2,232	359,792
31	6,153	195,311	129	442,518	5,033	364,824
32	5,301	200,611	6,875	449,393	2,619	367,443
33	2,601	203,212	10,139	459,532	7,538	374,982
34	1,420	204,632	7,447	466,979	3,426	378,407
35	3,435	208,068	13,992	480,972	8,418	386,825
36	7,181	215,248	4,128	485,099	4,316	391,141
37	135	215,383	7,870	492,970	12,577	403,718
38	7,089	222,472	4,341	497,311	796	404,515
39	14,483	236,955	127	497,438	9,506	414,020
40	1,082	238,037	2,740	500,177	7,099	421,119
41	3,115	241,152	1,142	501,320	0	421,119
42	0	241,152	444	501,764	0	421,119
43	0	241,152	127	501,891	0	421,119
44	0	241,152	0	501,891	0	421,119
45	0	241,152	0	501,891	0	421,119
46	0	241,152	0	501,891	0	421,119
47	0	241,152	0	501,891	0	421,119
48	0	241,152	0	501,891	0	421,119
49	0	241,152	0	501,891	0	421,119
50	0	241,152	0	501,891	0	421,119
51	0	241,152	0	501,891	0	421,119
52	0	241,152	0	501,891	0	421,119
53	0	241,152	0	501,891	0	421,119

Indemnity:
Agri-hub shall take all reasonable precautions to ensure that any information and data provided by Agri-hub from its information sources are correct. Neither Agri-hub nor any of its directors, employees or information sources take any responsibility for action or losses that might occur as a result of the usage of this information.

Note: The airfreight volumes are supplied by PPECB.

GRAPEFRUIT Grade 1&2 Dispatches by Export Region

(with Historical Data) *(Values expressed in 17.00kg equivalent cartons)*

GRAPEFRUIT (GF) Exported to North-America (NAM) : Current Season vs Previous Seasons

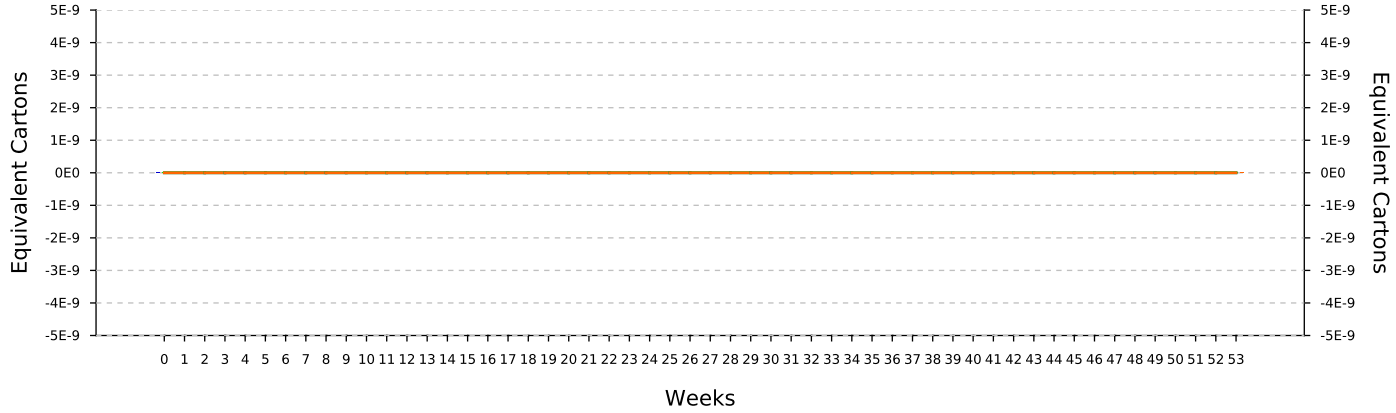



Week	2026 - Current	2026 - Cummulative	2025 - Current	2025 - Cummulative	2024 - Current	2024 - Cummulative
0	0	0	0	0	0	0
1	0	0	0	0	0	0
2	0	0	0	0	0	0
3	0	0	0	0	0	0
4	0	0	0	0	0	0
5	0	0	0	0	0	0
6	0	0	0	0	0	0
7	0	0	0	0	0	0
8	0	0	0	0	0	0
9	0	0	0	0	0	0
10	0	0	0	0	0	0
11	0	0	0	0	0	0
12	0	0	0	0	0	0
13	0	0	0	0	0	0
14	0	0	0	0	0	0
15	0	0	0	0	0	0
16	0	0	0	0	0	0
17	0	0	0	0	0	0
18	0	0	0	0	0	0
19	0	0	0	0	0	0
20	0	0	0	0	0	0
21	0	0	0	0	0	0
22	0	0	0	0	0	0
23	0	0	0	0	0	0
24	0	0	0	0	0	0
25	0	0	0	0	0	0
26	0	0	0	0	0	0
27	0	0	0	0	0	0
28	0	0	0	0	0	0
29	0	0	0	0	0	0
30	0	0	0	0	0	0
31	0	0	0	0	0	0
32	0	0	0	0	0	0
33	0	0	0	0	0	0
34	0	0	0	0	0	0
35	0	0	0	0	0	0
36	0	0	0	0	0	0
37	0	0	0	0	0	0
38	0	0	0	0	0	0
39	0	0	0	0	0	0
40	0	0	0	0	0	0
41	0	0	0	0	0	0
42	0	0	0	0	0	0
43	0	0	0	0	0	0
44	0	0	0	0	0	0
45	0	0	0	0	0	0
46	0	0	0	0	0	0
47	0	0	0	0	0	0
48	0	0	0	0	0	0
49	0	0	0	0	0	0
50	0	0	0	0	0	0
51	0	0	0	0	0	0
52	0	0	0	0	0	0
53	0	0	0	0	0	0

Indemnity:
Agri-hub shall take all reasonable precautions to ensure that any information and data provided by Agri-hub from its information sources are correct. Neither Agri-hub nor any of its directors, employees or information sources take any responsibility for action or losses that might occur as a result of the usage of this information.

Note: The airfreight volumes are supplied by PPECB.

GRAPEFRUIT Grade 1&2 Dispatches by Export Region

(with Historical Data) *(Values expressed in 17.00kg equivalent cartons)*

GRAPEFRUIT (GF) Exported to Other (OTH) : Current Season vs Previous Seasons

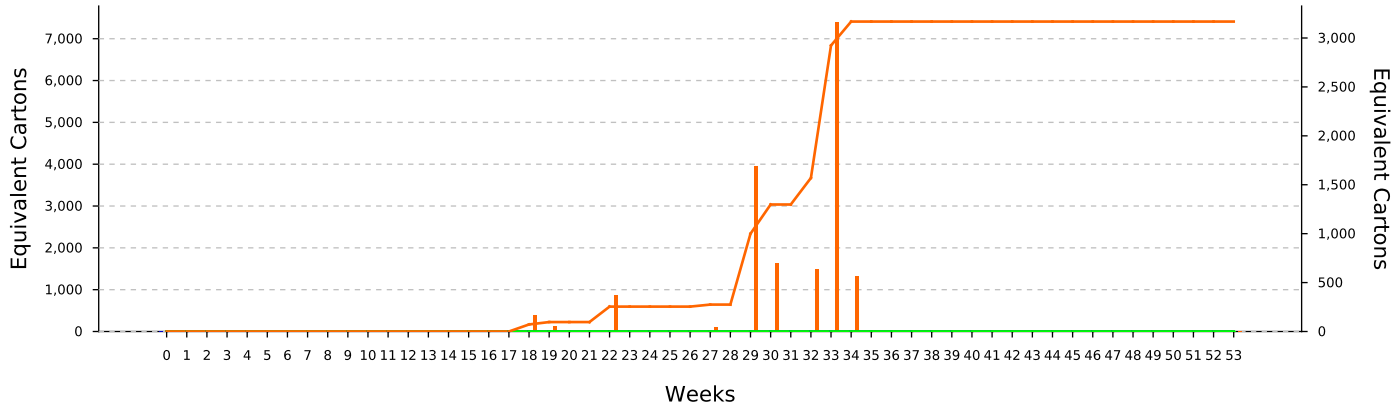

Week	2026 - Current	2026 - Cummulative	2025 - Current	2025 - Cummulative	2024 - Current	2024 - Cummulative
0	0	0	0	0	0	0
1	0	0	0	0	0	0
2	0	0	0	0	0	0
3	0	0	0	0	0	0
4	0	0	0	0	0	0
5	0	0	0	0	0	0
6	0	0	0	0	0	0
7	0	0	0	0	0	0
8	0	0	0	0	0	0
9	0	0	0	0	0	0
10	0	0	0	0	0	0
11	0	0	0	0	0	0
12	0	0	0	0	0	0
13	0	0	0	0	0	0
14	0	0	0	0	0	0
15	0	0	0	0	0	0
16	0	0	0	0	0	0
17	0	0	0	0	0	0
18	0	0	0	0	168	168
19	0	0	0	0	58	226
20	0	0	0	0	0	226
21	0	0	0	0	0	226
22	0	0	0	0	369	595
23	0	0	0	0	0	595
24	0	0	0	0	0	595
25	0	0	0	0	0	595
26	0	0	0	0	0	595
27	0	0	0	0	49	644
28	0	0	0	0	0	644
29	0	0	0	0	1,694	2,338
30	0	0	0	0	698	3,036
31	0	0	0	0	0	3,036
32	0	0	0	0	635	3,671
33	0	0	0	0	3,168	6,839
34	0	0	0	0	571	7,410
35	0	0	0	0	0	7,410
36	0	0	0	0	0	7,410
37	0	0	0	0	0	7,410
38	0	0	0	0	0	7,410
39	0	0	0	0	0	7,410
40	0	0	0	0	0	7,410
41	0	0	0	0	0	7,410
42	0	0	0	0	0	7,410
43	0	0	0	0	0	7,410
44	0	0	0	0	0	7,410
45	0	0	0	0	0	7,410
46	0	0	0	0	0	7,410
47	0	0	0	0	0	7,410
48	0	0	0	0	0	7,410
49	0	0	0	0	0	7,410
50	0	0	0	0	0	7,410
51	0	0	0	0	0	7,410
52	0	0	0	0	0	7,410
53	0	0	0	0	0	7,410

Indemnity:
Agri-hub shall take all reasonable precautions to ensure that any information and data provided by Agri-hub from its information sources are correct. Neither Agri-hub nor any of its directors, employees or information sources take any responsibility for action or losses that might occur as a result of the usage of this information.

Note: The airfreight volumes are supplied by PPECB.

GRAPEFRUIT Grade 1&2 Dispatches by Export Region

(with Historical Data) (Values expressed in 17.00kg equivalent cartons)

GRAPEFRUIT (GF) Exported to Russian Federation (RUS) : Current Season vs Previous Seasons

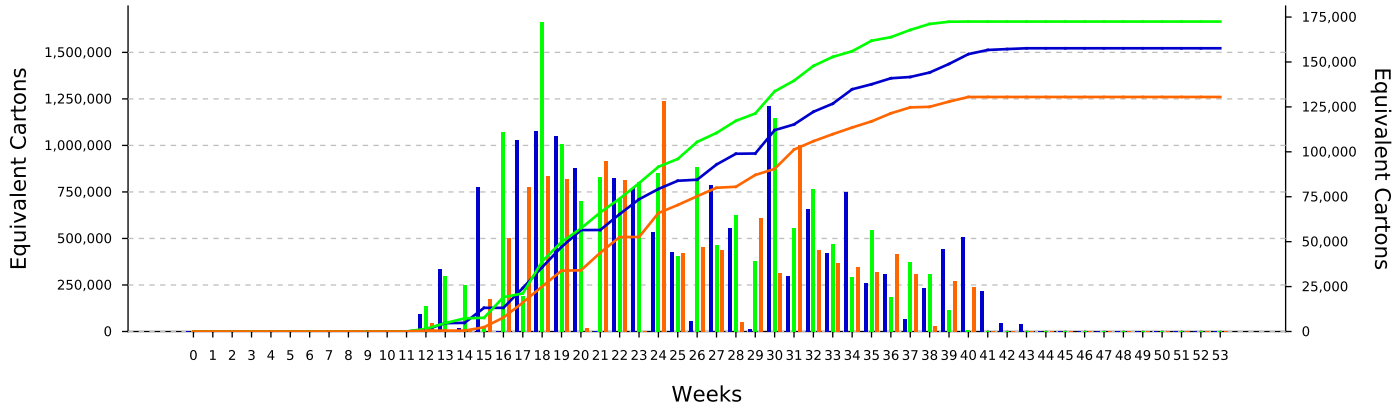

Week	2026 - Current	2026 - Cummulative	2025 - Current	2025 - Cummulative	2024 - Current	2024 - Cummulative
0	0	0	0	0	0	0
1	0	0	0	0	0	0
2	0	0	0	0	0	0
3	0	0	0	0	0	0
4	0	0	0	0	0	0
5	0	0	0	0	0	0
6	0	0	0	0	0	0
7	0	0	0	0	0	0
8	0	0	0	0	0	0
9	0	0	0	0	0	0
10	0	0	0	0	0	0
11	0	0	0	0	0	0
12	9,949	9,949	14,294	14,294	4,801	4,801
13	34,728	44,676	30,843	45,137	0	4,801
14	1,878	46,554	25,701	70,838	0	4,801
15	80,601	127,156	2,665	73,504	18,111	22,912
16	0	127,156	111,064	184,567	51,944	74,856
17	106,343	233,499	19,857	204,425	80,591	155,447
18	111,801	345,300	172,485	376,910	86,610	242,057
19	108,965	454,265	104,258	481,168	84,787	326,844
20	90,758	545,022	72,790	553,958	1,844	328,688
21	529	545,551	85,870	639,828	94,648	423,336
22	85,210	630,761	73,916	713,744	84,129	507,466
23	79,626	710,387	83,290	797,034	470	507,935
24	55,452	765,839	88,077	885,111	128,364	636,299
25	44,242	810,081	42,241	927,352	43,496	679,795
26	5,651	815,731	91,464	1,018,817	47,202	726,996
27	81,632	897,364	48,409	1,067,225	45,472	772,469
28	57,782	955,146	65,022	1,132,247	5,333	777,802
29	1,427	956,573	39,328	1,171,575	63,390	841,191
30	125,253	1,081,826	118,870	1,290,446	32,727	873,918
31	30,936	1,112,762	57,440	1,347,885	103,632	977,550
32	68,096	1,180,858	79,175	1,427,060	45,115	1,022,666
33	43,457	1,224,315	48,717	1,475,777	37,895	1,060,561
34	77,375	1,301,689	30,223	1,506,000	35,652	1,096,213
35	26,941	1,328,631	56,602	1,562,602	32,938	1,129,151
36	32,241	1,360,872	19,251	1,581,854	43,345	1,172,496
37	6,981	1,367,853	38,743	1,620,597	31,926	1,204,422
38	24,005	1,391,857	32,237	1,652,834	3,097	1,207,519
39	45,958	1,437,816	11,908	1,664,742	27,830	1,235,349
40	52,835	1,490,651	878	1,665,620	24,982	1,260,330
41	22,289	1,512,940	0	1,665,620	0	1,260,330
42	4,857	1,517,797	0	1,665,620	0	1,260,330
43	4,367	1,522,164	0	1,665,620	0	1,260,330
44	0	1,522,164	0	1,665,620	0	1,260,330
45	0	1,522,164	0	1,665,620	0	1,260,330
46	0	1,522,164	0	1,665,620	0	1,260,330
47	0	1,522,164	0	1,665,620	0	1,260,330
48	0	1,522,164	0	1,665,620	0	1,260,330
49	0	1,522,164	0	1,665,620	0	1,260,330
50	0	1,522,164	0	1,665,620	0	1,260,330
51	0	1,522,164	0	1,665,620	0	1,260,330
52	0	1,522,164	0	1,665,620	0	1,260,330
53	0	1,522,164	0	1,665,620	0	1,260,330

Indemnity:
Agri-hub shall take all reasonable precautions to ensure that any information and data provided by Agri-hub from its information sources are correct. Neither Agri-hub nor any of its directors, employees or information sources take any responsibility for action or losses that might occur as a result of the usage of this information.

Note: The airfreight volumes are supplied by PPECB.

GRAPEFRUIT Grade 1&2 Dispatches by Export Region

(with Historical Data) *(Values expressed in 17.00kg equivalent cartons)*

GRAPEFRUIT (GF) Exported to South East Asia (SEA) : Current Season vs Previous Seasons

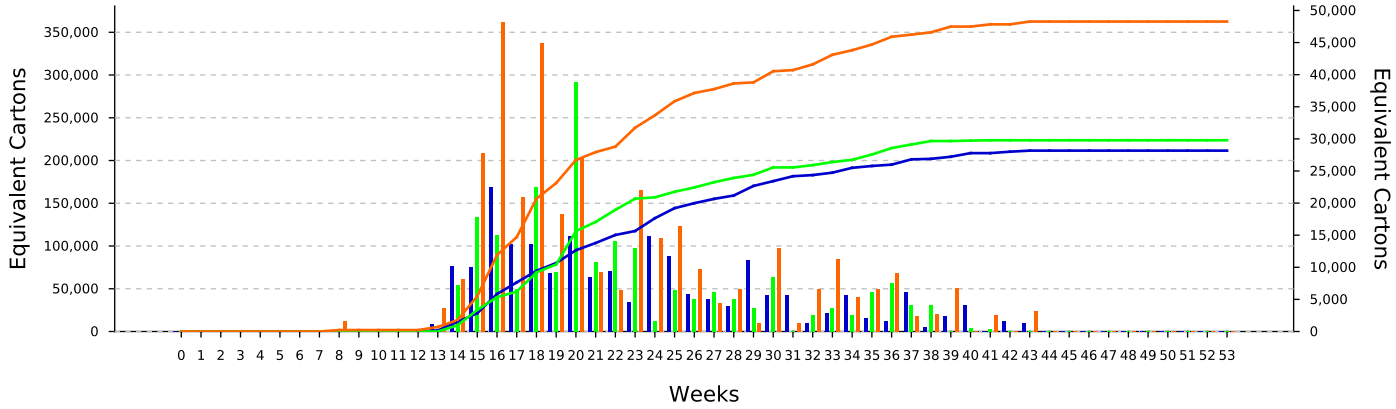

Week	2026 - Current	2026 - Cummulative	2025 - Current	2025 - Cummulative	2024 - Current	2024 - Cummulative
0	0	0	0	0	0	0
1	0	0	0	0	0	0
2	0	0	0	0	0	0
3	0	0	0	0	0	0
4	0	0	0	0	0	0
5	0	0	0	0	0	0
6	0	0	0	0	0	0
7	0	0	0	0	0	0
8	0	0	0	0	1,695	1,695
9	0	0	0	0	0	1,695
10	0	0	0	0	0	1,695
11	0	0	0	0	0	1,695
12	0	0	0	0	0	1,695
13	1,205	1,205	0	0	3,583	5,278
14	10,124	11,330	7,247	7,247	8,113	13,392
15	10,019	21,349	17,891	25,138	27,816	41,208
16	22,453	43,802	14,978	40,116	48,272	89,480
17	13,621	57,423	6,555	46,671	20,971	110,451
18	13,572	70,996	22,470	69,141	44,864	155,316
19	9,108	80,104	9,340	78,481	18,324	173,639
20	14,944	95,048	38,884	117,365	26,957	200,596
21	8,498	103,546	10,831	128,196	9,213	209,809
22	9,347	112,893	14,106	142,301	6,450	216,259
23	4,653	117,546	13,066	155,368	22,073	238,332
24	14,943	132,489	1,586	156,954	14,530	252,862
25	11,748	144,238	6,488	163,442	16,418	269,280
26	5,833	150,070	5,016	168,458	9,702	278,983
27	5,026	155,096	6,147	174,605	4,515	283,497
28	3,978	159,074	5,006	179,611	6,645	290,142
29	11,214	170,288	3,715	183,327	1,285	291,427
30	5,611	175,899	8,560	191,886	12,994	304,421
31	5,720	181,620	63	191,950	1,352	305,773
32	1,342	182,961	2,622	194,571	6,657	312,430
33	2,843	185,804	3,657	198,228	11,270	323,700
34	5,650	191,454	2,622	200,850	5,326	329,026
35	2,167	193,620	6,137	206,987	6,667	335,693
36	1,598	195,218	7,569	214,555	9,091	344,784
37	6,126	201,344	4,162	218,717	2,475	347,259
38	636	201,980	4,075	222,791	2,704	349,964
39	2,475	204,455	0	222,791	6,716	356,680
40	4,192	208,647	508	223,299	0	356,680
41	0	208,647	381	223,680	2,622	359,302
42	1,679	210,326	0	223,680	0	359,302
43	1,269	211,596	0	223,680	3,243	362,545
44	0	211,596	0	223,680	0	362,545
45	0	211,596	0	223,680	0	362,545
46	0	211,596	0	223,680	0	362,545
47	0	211,596	0	223,680	0	362,545
48	0	211,596	0	223,680	0	362,545
49	0	211,596	0	223,680	0	362,545
50	0	211,596	0	223,680	0	362,545
51	0	211,596	0	223,680	0	362,545
52	0	211,596	0	223,680	0	362,545
53	0	211,596	0	223,680	0	362,545

Indemnity:
Agri-hub shall take all reasonable precautions to ensure that any information and data provided by Agri-hub from its information sources are correct. Neither Agri-hub nor any of its directors, employees or information sources take any responsibility for action or losses that might occur as a result of the usage of this information.

Note: The airfreight volumes are supplied by PPECB.

GRAPEFRUIT Grade 1&2 Dispatches by Export Region

(with Historical Data) *(Values expressed in 17.00kg equivalent cartons)*

GRAPEFRUIT (GF) Exported to United Kingdom (UKI) : Current Season vs Previous Seasons

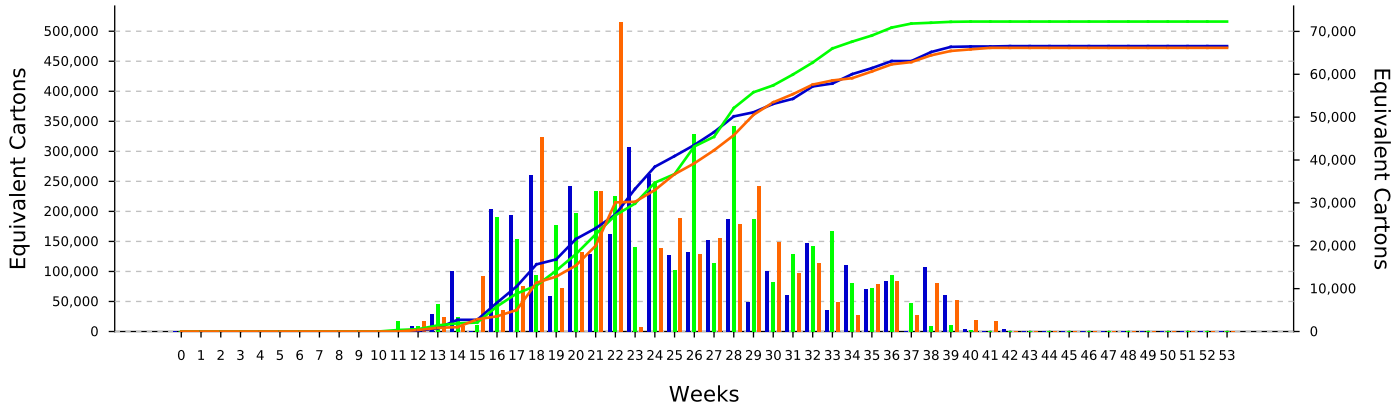

Week	2026 - Current	2026 - Cummulative	2025 - Current	2025 - Cummulative	2024 - Current	2024 - Cummulative
0	0	0	0	0	0	0
1	0	0	0	0	0	0
2	0	0	0	0	0	0
3	0	0	0	0	0	0
4	0	0	0	0	0	0
5	0	0	0	0	0	0
6	0	0	0	0	0	0
7	0	0	0	0	0	0
8	0	0	0	0	0	0
9	0	0	0	0	0	0
10	0	0	0	0	0	0
11	0	0	2,539	2,539	0	0
12	1,269	1,269	1,269	3,808	2,539	2,539
13	4,167	5,436	6,347	10,155	3,491	6,030
14	14,038	19,474	3,325	13,481	1,269	7,299
15	0	19,474	1,493	14,974	13,044	20,343
16	28,478	47,952	26,726	41,700	4,951	25,294
17	27,185	75,137	21,558	63,258	10,512	35,806
18	36,616	111,753	13,188	76,446	45,276	81,081
19	8,315	120,068	24,863	101,309	10,263	91,344
20	33,856	153,924	27,543	128,852	18,498	109,843
21	17,979	171,903	32,883	161,734	32,868	142,711
22	22,758	194,661	31,706	193,440	72,295	215,006
23	42,918	237,579	19,711	213,151	1,000	216,005
24	36,750	274,329	34,654	247,806	19,542	235,547
25	17,750	292,079	14,277	262,083	26,389	261,936
26	18,445	310,524	46,036	308,119	18,039	279,975
27	21,434	331,959	16,052	324,170	21,742	301,717
28	26,147	358,106	47,855	372,025	25,103	326,821
29	6,872	364,977	26,306	398,332	33,954	360,775
30	14,011	378,988	11,473	409,805	20,839	381,614
31	8,431	387,420	18,154	427,959	13,628	395,241
32	20,616	408,036	19,887	447,846	15,891	411,132
33	4,920	412,956	23,406	471,252	6,880	418,012
34	15,584	428,539	11,410	482,662	3,808	421,820
35	10,026	438,565	10,161	492,823	11,155	432,974
36	11,724	450,289	13,192	506,015	11,833	444,808
37	0	450,289	6,728	512,743	3,808	448,616
38	15,001	465,290	1,349	514,092	11,209	459,824
39	8,621	473,911	1,533	515,626	7,311	467,136
40	658	474,569	444	516,070	2,655	469,790
41	0	474,569	0	516,070	2,524	472,314
42	571	475,140	0	516,070	0	472,314
43	0	475,140	0	516,070	0	472,314
44	0	475,140	0	516,070	0	472,314
45	0	475,140	0	516,070	0	472,314
46	0	475,140	0	516,070	0	472,314
47	0	475,140	0	516,070	0	472,314
48	0	475,140	0	516,070	0	472,314
49	0	475,140	0	516,070	0	472,314
50	0	475,140	0	516,070	0	472,314
51	0	475,140	0	516,070	0	472,314
52	0	475,140	0	516,070	0	472,314
53	0	475,140	0	516,070	0	472,314

Indemnity:
Agri-hub shall take all reasonable precautions to ensure that any information and data provided by Agri-hub from its information sources are correct. Neither Agri-hub nor any of its directors, employees or information sources take any responsibility for action or losses that might occur as a result of the usage of this information.

Note: The airfreight volumes are supplied by PPECB.

GRAPEFRUIT Grade 1&2 Dispatches by Export Region

(with Historical Data) *(Values expressed in 17.00kg equivalent cartons)*

GRAPEFRUIT (GF) Exported to United States (US) : Current Season vs Previous Seasons

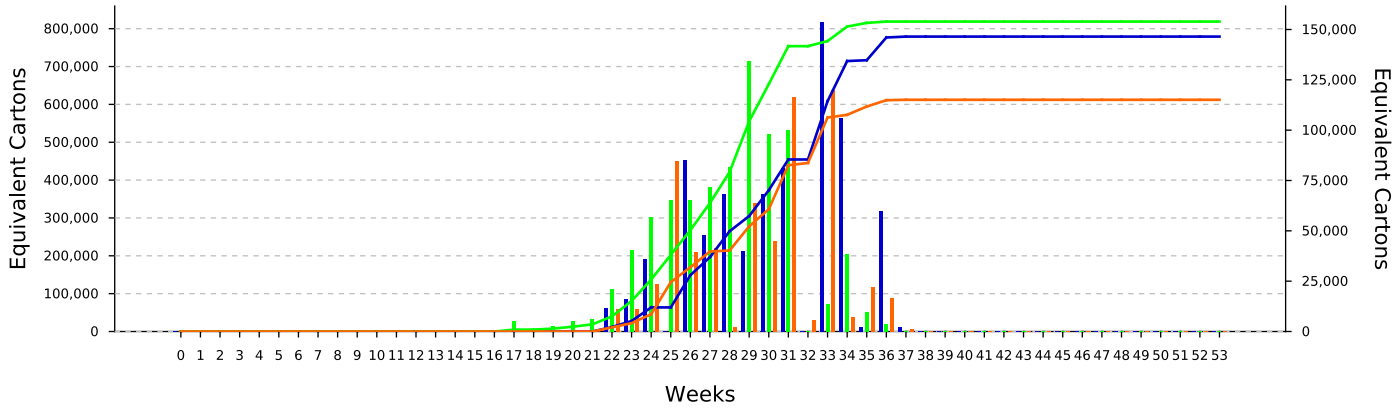

Week	2026 - Current	2026 - Cummulative	2025 - Current	2025 - Cummulative	2024 - Current	2024 - Cummulative
0	0	0	0	0	0	0
1	0	0	0	0	0	0
2	0	0	0	0	0	0
3	0	0	0	0	0	0
4	0	0	0	0	0	0
5	0	0	0	0	0	0
6	0	0	0	0	0	0
7	0	0	0	0	0	0
8	0	0	0	0	0	0
9	0	0	0	0	0	0
10	0	0	0	0	0	0
11	0	0	0	0	0	0
12	0	0	0	0	0	0
13	0	0	0	0	0	0
14	0	0	0	0	0	0
15	0	0	0	0	0	0
16	0	0	0	0	0	0
17	0	0	5,033	5,033	0	0
18	0	0	0	5,033	0	0
19	0	0	2,576	7,609	0	0
20	0	0	5,087	12,696	0	0
21	0	0	6,194	18,890	0	0
22	11,824	11,824	20,969	39,859	10,927	10,927
23	15,900	27,723	40,647	80,507	11,153	22,080
24	35,943	63,667	56,847	137,354	23,526	45,606
25	0	63,667	65,174	202,528	84,690	130,296
26	85,109	148,776	65,184	267,711	39,383	169,679
27	47,703	196,479	71,782	339,493	41,725	211,404
28	68,300	264,779	81,577	421,070	2,479	213,883
29	40,200	304,978	134,355	555,425	64,019	277,902
30	68,154	373,132	98,102	653,527	45,122	323,025
31	81,375	454,507	100,316	753,843	116,321	439,346
32	0	454,507	0	753,843	5,908	445,253
33	153,933	608,440	13,429	767,272	119,962	565,215
34	106,068	714,508	38,331	805,603	7,205	572,421
35	2,218	716,726	9,668	815,271	21,953	594,374
36	60,050	776,776	3,554	818,824	16,701	611,075
37	2,362	779,138	0	818,824	1,089	612,164
38	0	779,138	0	818,824	0	612,164
39	0	779,138	0	818,824	0	612,164
40	0	779,138	0	818,824	0	612,164
41	0	779,138	0	818,824	0	612,164
42	0	779,138	0	818,824	0	612,164
43	0	779,138	0	818,824	0	612,164
44	0	779,138	0	818,824	0	612,164
45	0	779,138	0	818,824	0	612,164
46	0	779,138	0	818,824	0	612,164
47	0	779,138	0	818,824	0	612,164
48	0	779,138	0	818,824	0	612,164
49	0	779,138	0	818,824	0	612,164
50	0	779,138	0	818,824	0	612,164
51	0	779,138	0	818,824	0	612,164
52	0	779,138	0	818,824	0	612,164
53	0	779,138	0	818,824	0	612,164

Indemnity:
Agri-hub shall take all reasonable precautions to ensure that any information and data provided by Agri-hub from its information sources are correct. Neither Agri-hub nor any of its directors, employees or information sources take any responsibility for action or losses that might occur as a result of the usage of this information.

Note: The airfreight volumes are supplied by PPECB.

Glossary of Key Terms

Actual Cartons (ActCtn)

- Number of cartons that are on a pallet as provided by data source. (The number cartons can differ depending on the pack type code e.g. J60B has 2 cartons, and A15C has 80 cartons)

Country of Origin

- Reports are based on South African exports only. The country of origin code in the data source is ZA.

Equivalent Cartons (EqvCtns)

- The net mass provided by the data source, divided by the standard mass as per commodity.
- Nett mass is validated to be within certain tolerance based on pack type codes. e.g. Grapes standard mass is 4.5 kg where the Oranges are 15kg and Grapefruit is at 17kg

Pallet Quantity (Plt_Qty)

- The Pallet Quantity provided by data source. No distinction is made between pallet types

Port Of Loading (POL)

- Port of Loading

Shipped Date

- Shipped date is the sail date from the Port of Loading for the vessel.
- Pomefruit & Stonefruit - Shipped Date / Export Week is the date of the last South African port of loading
- (Initially the shipped date is received from the data source.
  The vessel sail date is updated according to Marine traffic and Transnet to use the actual shipped dates)

Shipped_week

- The week of the year, starting on a Monday, derived from the shipped date.
- Pome and Stone fruit use Shipped_week_za in this field.

Shipped_week_pol

- The week of the year, starting on a Monday, derived from the shipped date when the vessel left the port.

Shipped_week_za

- The week of the year, starting on a Monday, derived from the shipped date when the vessel left the last South African POL. (NOT the port the container was loaded in)

Indemnity:
Agri-hub shall take all reasonable precautions to ensure that any information and data provided by Agri-hub from its information sources are correct. Neither Agri-hub nor any of its directors, employees or information sources take any responsibility for action or losses that might occur as a result of the usage of this information.

Glossary of Key Terms

Year To Date (YTD)

- Year To Date (YTD) Data for the current season. The season dates are managed on commodity level.

Indemnity:
Agri-hub shall take all reasonable precautions to ensure that any information and data provided by Agri-hub from its information sources are correct. Neither Agri-hub nor any of its directors, employees or information sources take any responsibility for action or losses that might occur as a result of the usage of this information.