GRAPEFRUIT (GF): Current Season vs Previous Season

Current Season (2026) (YTD)

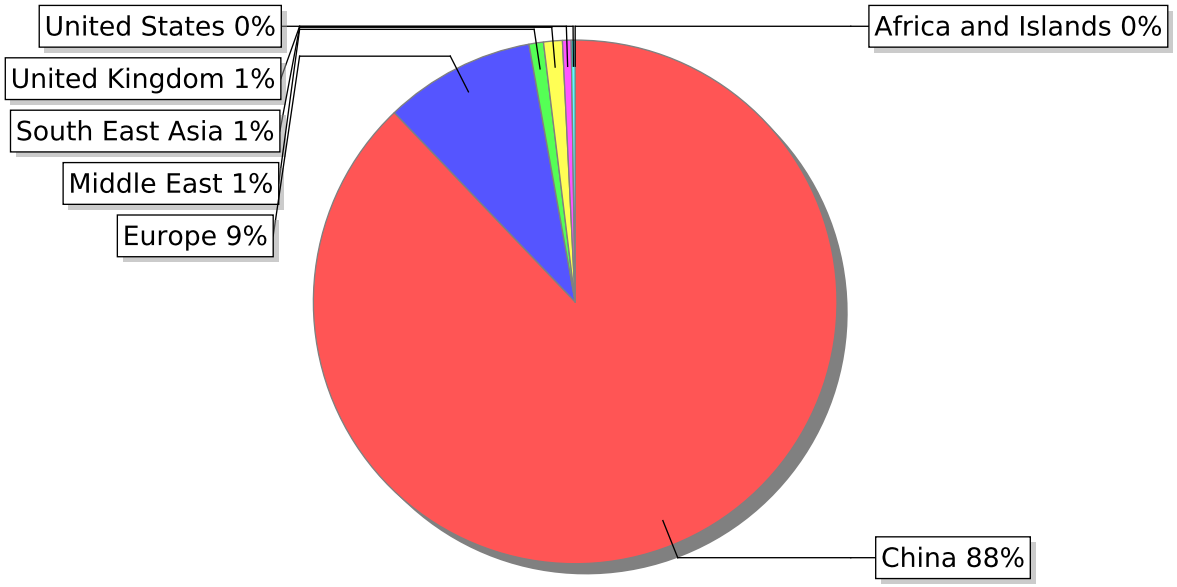

Previous Season (2025) (YTD)

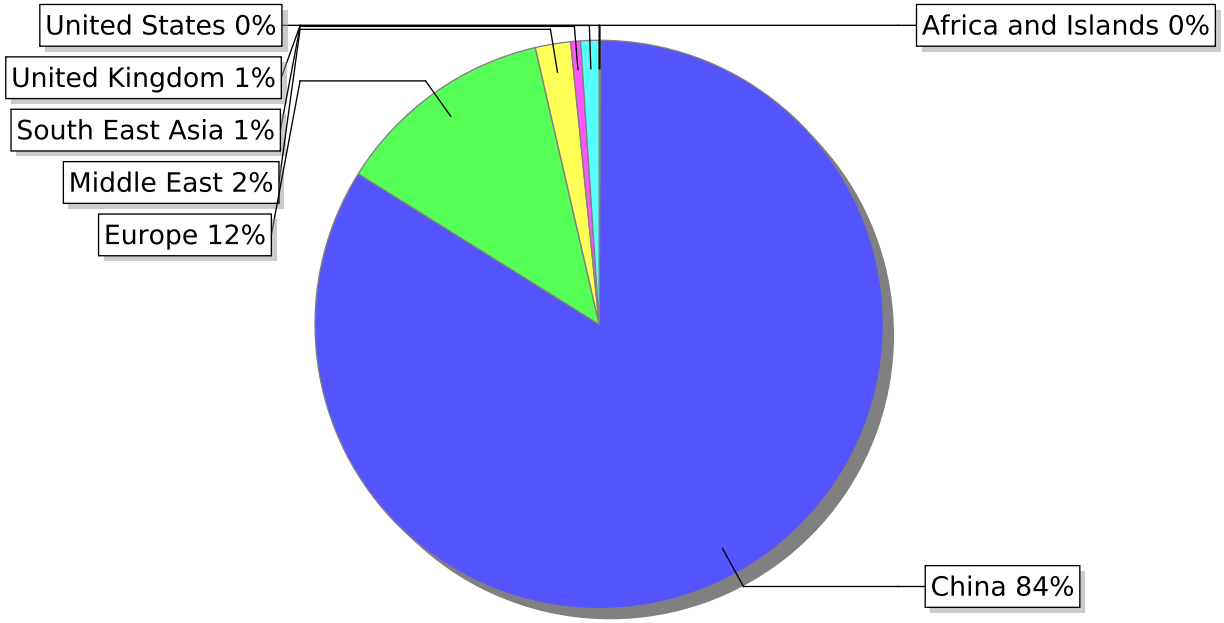

Indemnity:
Agri-hub shall take all reasonable precautions to ensure that any information and data provided by Agri-hub from its information sources are correct. Neither Agri-hub nor any of its directors, employees or information sources take any responsibility for action or losses that might occur as a result of the usage of this information.

Note: The airfreight volumes are supplied by PPECB.

GRAPEFRUIT Grade P Dispatches by Export Region

(with Historical Data) *(Values expressed in 17.00kg equivalent cartons)*

GRAPEFRUIT (GF) Exported to All Regions : Current Season vs Previous Seasons

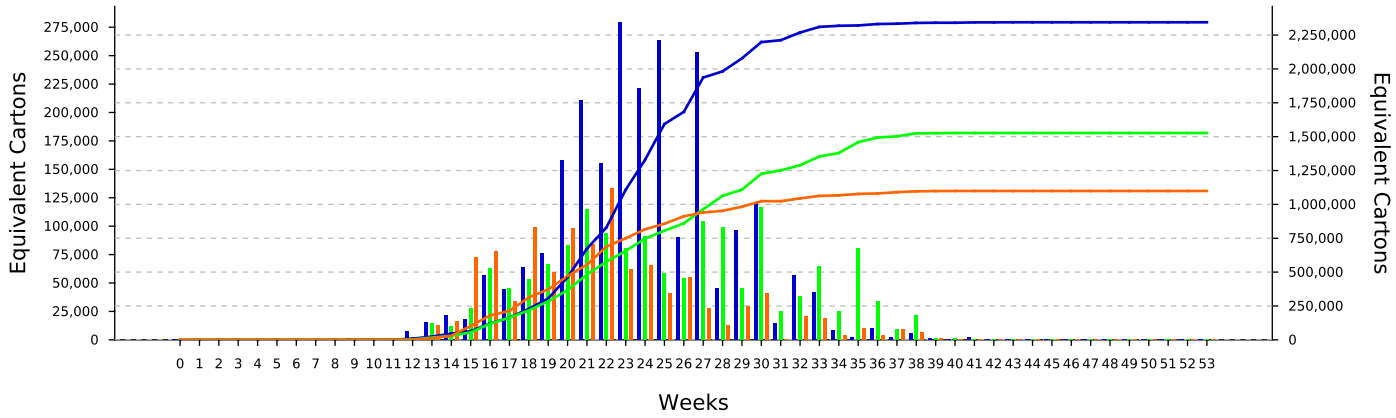

Week	2026 - Current	2026 - Cummulative	2025 - Current	2025 - Cummulative	2024 - Current	2024 - Cummulative
0	0	0	0	0	0	0
1	0	0	0	0	0	0
2	0	0	0	0	0	0
3	0	0	0	0	0	0
4	0	0	0	0	0	0
5	0	0	0	0	0	0
6	0	0	0	0	0	0
7	0	0	0	0	0	0
8	0	0	0	0	0	0
9	1,029	1,029	0	0	0	0
10	0	1,029	0	0	0	0
11	0	1,029	0	0	0	0
12	7,714	8,743	2,571	2,571	0	0
13	15,429	24,171	14,143	16,714	12,857	12,857
14	21,857	46,029	11,571	28,286	16,714	29,572
15	18,000	64,029	27,322	55,607	72,843	102,414
16	56,572	120,600	62,872	118,479	77,840	180,254
17	44,068	164,668	45,579	164,058	33,863	214,118
18	63,964	228,633	53,518	217,576	98,783	312,900
19	76,339	304,972	66,568	284,144	59,657	372,558
20	157,629	462,601	83,122	367,265	97,879	470,437
21	210,408	673,009	114,911	482,176	84,279	554,716
22	155,508	828,516	94,082	576,259	133,042	687,758
23	279,354	1,107,871	80,132	656,391	62,100	749,858
24	221,433	1,329,303	90,728	747,119	65,861	815,719
25	263,604	1,592,908	58,468	805,587	41,272	856,991
26	90,141	1,683,049	54,289	859,876	55,029	912,019
27	253,204	1,936,253	104,354	964,230	28,093	940,112
28	45,666	1,981,920	98,969	1,063,199	12,407	952,519
29	96,007	2,077,927	45,257	1,108,456	29,893	982,412
30	120,048	2,197,974	116,968	1,225,424	41,143	1,023,555
31	14,130	2,212,104	25,200	1,250,624	0	1,023,555
32	56,773	2,268,878	38,572	1,289,196	20,571	1,044,127
33	41,417	2,310,294	64,543	1,353,739	18,514	1,062,641
34	8,400	2,318,694	25,264	1,379,003	3,857	1,066,498
35	2,388	2,321,082	80,374	1,459,377	10,479	1,076,977
36	10,399	2,331,482	33,688	1,493,065	3,857	1,080,834
37	2,571	2,334,053	9,514	1,502,580	9,257	1,090,091
38	5,721	2,339,775	21,954	1,524,534	6,429	1,096,520
39	1,350	2,341,125	1,093	1,525,627	1,704	1,098,223
40	0	2,341,125	1,093	1,526,720	771	1,098,995
41	2,571	2,343,696	0	1,526,720	0	1,098,995
42	0	2,343,696	0	1,526,720	0	1,098,995
43	707	2,344,403	0	1,526,720	0	1,098,995
44	0	2,344,403	0	1,526,720	0	1,098,995
45	0	2,344,403	0	1,526,720	0	1,098,995
46	0	2,344,403	0	1,526,720	0	1,098,995
47	0	2,344,403	0	1,526,720	0	1,098,995
48	0	2,344,403	0	1,526,720	0	1,098,995
49	0	2,344,403	0	1,526,720	0	1,098,995
50	0	2,344,403	0	1,526,720	0	1,098,995
51	0	2,344,403	0	1,526,720	0	1,098,995
52	0	2,344,403	0	1,526,720	0	1,098,995
53	0	2,344,403	0	1,526,720	0	1,098,995

Indemnity:
Agri-hub shall take all reasonable precautions to ensure that any information and data provided by Agri-hub from its information sources are correct. Neither Agri-hub nor any of its directors, employees or information sources take any responsibility for action or losses that might occur as a result of the usage of this information.

Note: The airfreight volumes are supplied by PPECB.

GRAPEFRUIT Grade P Dispatches by Export Region

(with Historical Data) *(Values expressed in 17.00kg equivalent cartons)*

GRAPEFRUIT (GF) Exported to Africa and Islands (AFI) : Current Season vs Previous Seasons

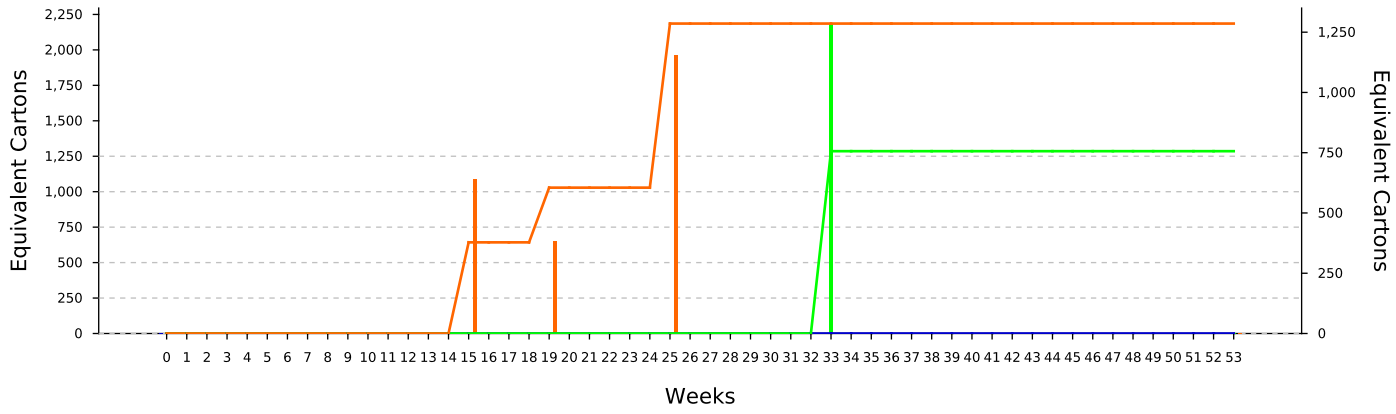



Week	2026 - Current	2026 - Cummulative	2025 - Current	2025 - Cummulative	2024 - Current	2024 - Cummulative
0	0	0	0	0	0	0
1	0	0	0	0	0	0
2	0	0	0	0	0	0
3	0	0	0	0	0	0
4	0	0	0	0	0	0
5	0	0	0	0	0	0
6	0	0	0	0	0	0
7	0	0	0	0	0	0
8	0	0	0	0	0	0
9	0	0	0	0	0	0
10	0	0	0	0	0	0
11	0	0	0	0	0	0
12	0	0	0	0	0	0
13	0	0	0	0	0	0
14	0	0	0	0	0	0
15	0	0	0	0	643	643
16	0	0	0	0	0	643
17	0	0	0	0	0	643
18	0	0	0	0	0	643
19	0	0	0	0	386	1,029
20	0	0	0	0	0	1,029
21	0	0	0	0	0	1,029
22	0	0	0	0	0	1,029
23	0	0	0	0	0	1,029
24	0	0	0	0	0	1,029
25	0	0	0	0	1,157	2,186
26	0	0	0	0	0	2,186
27	0	0	0	0	0	2,186
28	0	0	0	0	0	2,186
29	0	0	0	0	0	2,186
30	0	0	0	0	0	2,186
31	0	0	0	0	0	2,186
32	0	0	0	0	0	2,186
33	0	0	1,286	1,286	0	2,186
34	0	0	0	1,286	0	2,186
35	0	0	0	1,286	0	2,186
36	0	0	0	1,286	0	2,186
37	0	0	0	1,286	0	2,186
38	0	0	0	1,286	0	2,186
39	0	0	0	1,286	0	2,186
40	0	0	0	1,286	0	2,186
41	0	0	0	1,286	0	2,186
42	0	0	0	1,286	0	2,186
43	0	0	0	1,286	0	2,186
44	0	0	0	1,286	0	2,186
45	0	0	0	1,286	0	2,186
46	0	0	0	1,286	0	2,186
47	0	0	0	1,286	0	2,186
48	0	0	0	1,286	0	2,186
49	0	0	0	1,286	0	2,186
50	0	0	0	1,286	0	2,186
51	0	0	0	1,286	0	2,186
52	0	0	0	1,286	0	2,186
53	0	0	0	1,286	0	2,186

Indemnity:
Agri-hub shall take all reasonable precautions to ensure that any information and data provided by Agri-hub from its information sources are correct. Neither Agri-hub nor any of its directors, employees or information sources take any responsibility for action or losses that might occur as a result of the usage of this information.

Note: The airfreight volumes are supplied by PPECB.

GRAPEFRUIT Grade P Dispatches by Export Region

(with Historical Data) *(Values expressed in 17.00kg equivalent cartons)*

GRAPEFRUIT (GF) Exported to Asia (ASA) : Current Season vs Previous Seasons

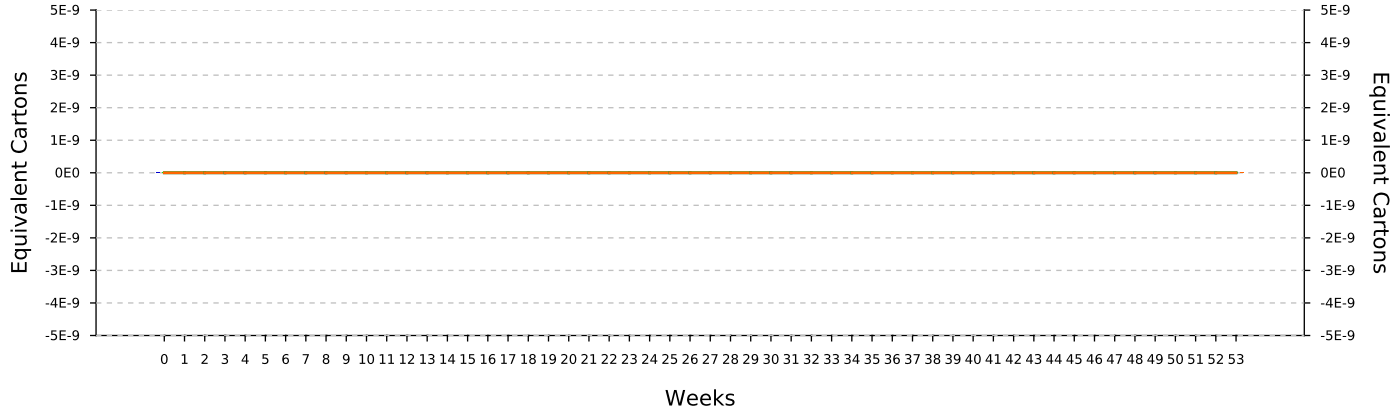

2026 - Cummulative | 2025 - Cummulative | 2024 - Cummulative | 2026 | 2025 | 2024

Week	2026 - Current	2026 - Cummulative	2025 - Current	2025 - Cummulative	2024 - Current	2024 - Cummulative
0	0	0	0	0	0	0
1	0	0	0	0	0	0
2	0	0	0	0	0	0
3	0	0	0	0	0	0
4	0	0	0	0	0	0
5	0	0	0	0	0	0
6	0	0	0	0	0	0
7	0	0	0	0	0	0
8	0	0	0	0	0	0
9	0	0	0	0	0	0
10	0	0	0	0	0	0
11	0	0	0	0	0	0
12	0	0	0	0	0	0
13	0	0	0	0	0	0
14	0	0	0	0	0	0
15	0	0	0	0	0	0
16	0	0	0	0	0	0
17	0	0	0	0	0	0
18	0	0	0	0	0	0
19	0	0	0	0	0	0
20	0	0	0	0	0	0
21	0	0	0	0	0	0
22	0	0	0	0	0	0
23	0	0	0	0	0	0
24	0	0	0	0	0	0
25	0	0	0	0	0	0
26	0	0	0	0	0	0
27	0	0	0	0	0	0
28	0	0	0	0	0	0
29	0	0	0	0	0	0
30	0	0	0	0	0	0
31	0	0	0	0	0	0
32	0	0	0	0	0	0
33	0	0	0	0	0	0
34	0	0	0	0	0	0
35	0	0	0	0	0	0
36	0	0	0	0	0	0
37	0	0	0	0	0	0
38	0	0	0	0	0	0
39	0	0	0	0	0	0
40	0	0	0	0	0	0
41	0	0	0	0	0	0
42	0	0	0	0	0	0
43	0	0	0	0	0	0
44	0	0	0	0	0	0
45	0	0	0	0	0	0
46	0	0	0	0	0	0
47	0	0	0	0	0	0
48	0	0	0	0	0	0
49	0	0	0	0	0	0
50	0	0	0	0	0	0
51	0	0	0	0	0	0
52	0	0	0	0	0	0
53	0	0	0	0	0	0

Indemnity:
Agri-hub shall take all reasonable precautions to ensure that any information and data provided by Agri-hub from its information sources are correct. Neither Agri-hub nor any of its directors, employees or information sources take any responsibility for action or losses that might occur as a result of the usage of this information.

Note: The airfreight volumes are supplied by PPECB.

GRAPEFRUIT Grade P Dispatches by Export Region

(with Historical Data) *(Values expressed in 17.00kg equivalent cartons)*

GRAPEFRUIT (GF) Exported to Canada (CAN) : Current Season vs Previous Seasons

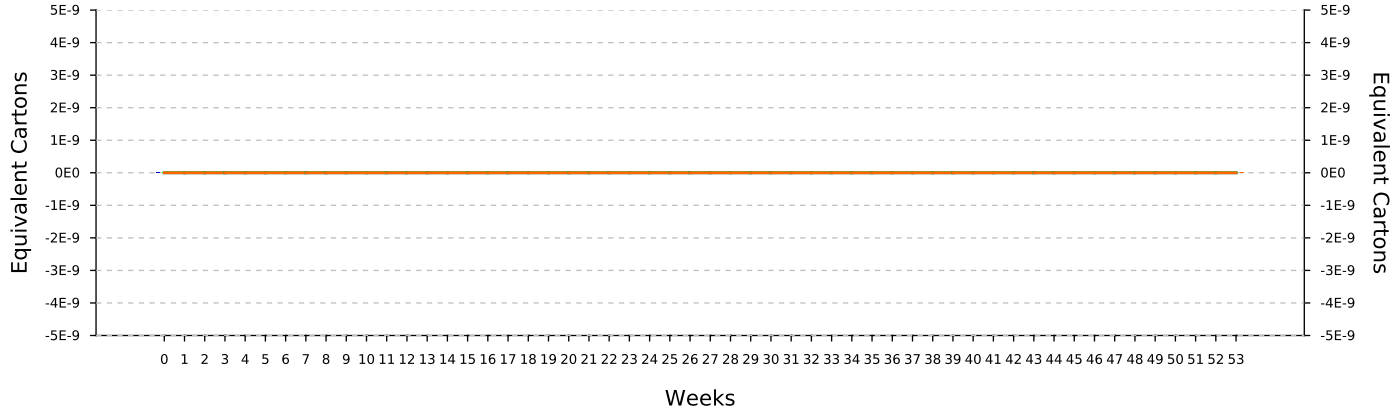

2026 - Cummulative | 2025 - Cummulative | 2024 - Cummulative | 2026 | 2025 | 2024

Week	2026 - Current	2026 - Cummulative	2025 - Current	2025 - Cummulative	2024 - Current	2024 - Cummulative
0	0	0	0	0	0	0
1	0	0	0	0	0	0
2	0	0	0	0	0	0
3	0	0	0	0	0	0
4	0	0	0	0	0	0
5	0	0	0	0	0	0
6	0	0	0	0	0	0
7	0	0	0	0	0	0
8	0	0	0	0	0	0
9	0	0	0	0	0	0
10	0	0	0	0	0	0
11	0	0	0	0	0	0
12	0	0	0	0	0	0
13	0	0	0	0	0	0
14	0	0	0	0	0	0
15	0	0	0	0	0	0
16	0	0	0	0	0	0
17	0	0	0	0	0	0
18	0	0	0	0	0	0
19	0	0	0	0	0	0
20	0	0	0	0	0	0
21	0	0	0	0	0	0
22	0	0	0	0	0	0
23	0	0	0	0	0	0
24	0	0	0	0	0	0
25	0	0	0	0	0	0
26	0	0	0	0	0	0
27	0	0	0	0	0	0
28	0	0	0	0	0	0
29	0	0	0	0	0	0
30	0	0	0	0	0	0
31	0	0	0	0	0	0
32	0	0	0	0	0	0
33	0	0	0	0	0	0
34	0	0	0	0	0	0
35	0	0	0	0	0	0
36	0	0	0	0	0	0
37	0	0	0	0	0	0
38	0	0	0	0	0	0
39	0	0	0	0	0	0
40	0	0	0	0	0	0
41	0	0	0	0	0	0
42	0	0	0	0	0	0
43	0	0	0	0	0	0
44	0	0	0	0	0	0
45	0	0	0	0	0	0
46	0	0	0	0	0	0
47	0	0	0	0	0	0
48	0	0	0	0	0	0
49	0	0	0	0	0	0
50	0	0	0	0	0	0
51	0	0	0	0	0	0
52	0	0	0	0	0	0
53	0	0	0	0	0	0

Indemnity:
Agri-hub shall take all reasonable precautions to ensure that any information and data provided by Agri-hub from its information sources are correct. Neither Agri-hub nor any of its directors, employees or information sources take any responsibility for action or losses that might occur as a result of the usage of this information.

Note: The airfreight volumes are supplied by PPECB.

GRAPEFRUIT Grade P Dispatches by Export Region

(with Historical Data) *(Values expressed in 17.00kg equivalent cartons)*

GRAPEFRUIT (GF) Exported to China (CHN) : Current Season vs Previous Seasons

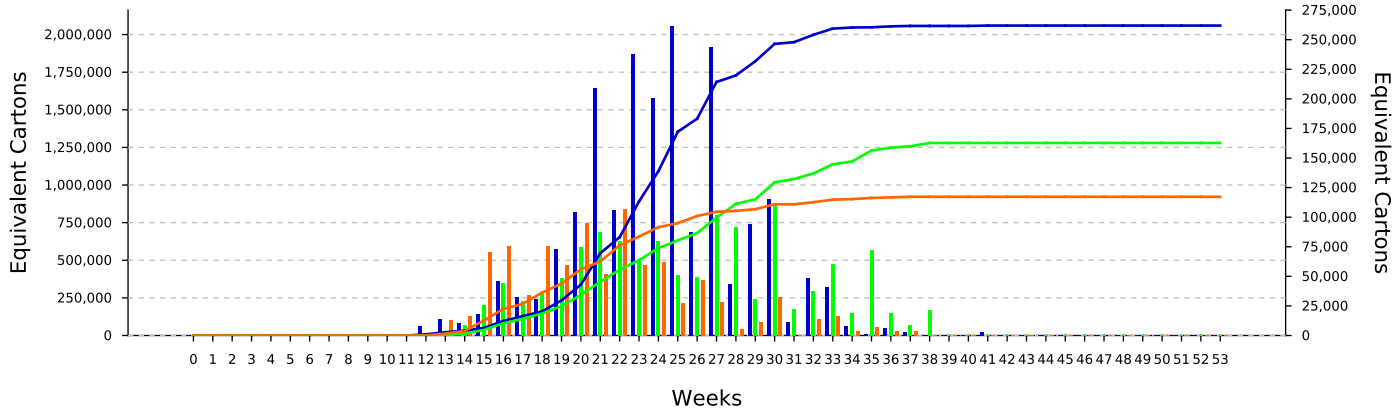

Week	2026 - Current	2026 - Cummulative	2025 - Current	2025 - Cummulative	2024 - Current	2024 - Cummulative
0	0	0	0	0	0	0
1	0	0	0	0	0	0
2	0	0	0	0	0	0
3	0	0	0	0	0	0
4	0	0	0	0	0	0
5	0	0	0	0	0	0
6	0	0	0	0	0	0
7	0	0	0	0	0	0
8	0	0	0	0	0	0
9	0	0	0	0	0	0
10	0	0	0	0	0	0
11	0	0	0	0	0	0
12	7,714	7,714	0	0	0	0
13	14,143	21,857	2,571	2,571	12,857	12,857
14	10,286	32,143	9,000	11,571	16,714	29,572
15	18,000	50,143	25,714	37,286	70,848	100,419
16	46,286	96,429	43,972	81,257	75,937	176,356
17	32,497	128,925	28,929	110,186	33,863	210,220
18	31,114	160,040	36,129	146,315	75,373	285,592
19	73,382	233,422	48,697	195,011	59,272	344,864
20	104,657	338,079	74,668	269,679	95,244	440,108
21	208,865	546,944	87,622	357,301	51,557	491,665
22	105,943	652,887	79,875	437,176	106,878	598,543
23	238,211	891,099	63,289	500,466	59,529	658,071
24	200,733	1,091,831	80,088	580,554	61,747	719,818
25	261,933	1,353,764	51,332	631,886	27,064	746,882
26	87,397	1,441,161	49,147	681,033	47,186	794,068
27	243,740	1,684,901	102,168	783,201	28,093	822,161
28	43,714	1,728,615	91,512	874,713	5,914	828,075
29	93,922	1,822,537	30,600	905,313	11,571	839,647
30	115,457	1,937,994	112,403	1,017,716	32,143	871,790
31	11,571	1,949,566	22,371	1,040,088	0	871,790
32	48,857	1,998,423	37,286	1,077,374	14,143	885,933
33	40,950	2,039,373	60,429	1,137,802	16,714	902,647
34	7,714	2,047,087	19,286	1,157,088	3,857	906,504
35	1,157	2,048,245	72,338	1,229,427	7,586	914,090
36	6,429	2,054,673	19,159	1,248,586	3,857	917,947
37	2,571	2,057,245	9,000	1,257,586	3,857	921,804
38	0	2,057,245	21,954	1,279,540	0	921,804
39	0	2,057,245	0	1,279,540	0	921,804
40	0	2,057,245	0	1,279,540	0	921,804
41	2,571	2,059,816	0	1,279,540	0	921,804
42	0	2,059,816	0	1,279,540	0	921,804
43	0	2,059,816	0	1,279,540	0	921,804
44	0	2,059,816	0	1,279,540	0	921,804
45	0	2,059,816	0	1,279,540	0	921,804
46	0	2,059,816	0	1,279,540	0	921,804
47	0	2,059,816	0	1,279,540	0	921,804
48	0	2,059,816	0	1,279,540	0	921,804
49	0	2,059,816	0	1,279,540	0	921,804
50	0	2,059,816	0	1,279,540	0	921,804
51	0	2,059,816	0	1,279,540	0	921,804
52	0	2,059,816	0	1,279,540	0	921,804
53	0	2,059,816	0	1,279,540	0	921,804

Indemnity:
Agri-hub shall take all reasonable precautions to ensure that any information and data provided by Agri-hub from its information sources are correct. Neither Agri-hub nor any of its directors, employees or information sources take any responsibility for action or losses that might occur as a result of the usage of this information.

Note: The airfreight volumes are supplied by PPECB.

GRAPEFRUIT Grade P Dispatches by Export Region

(with Historical Data) *(Values expressed in 17.00kg equivalent cartons)*

GRAPEFRUIT (GF) Exported to Europe (EUR) : Current Season vs Previous Seasons

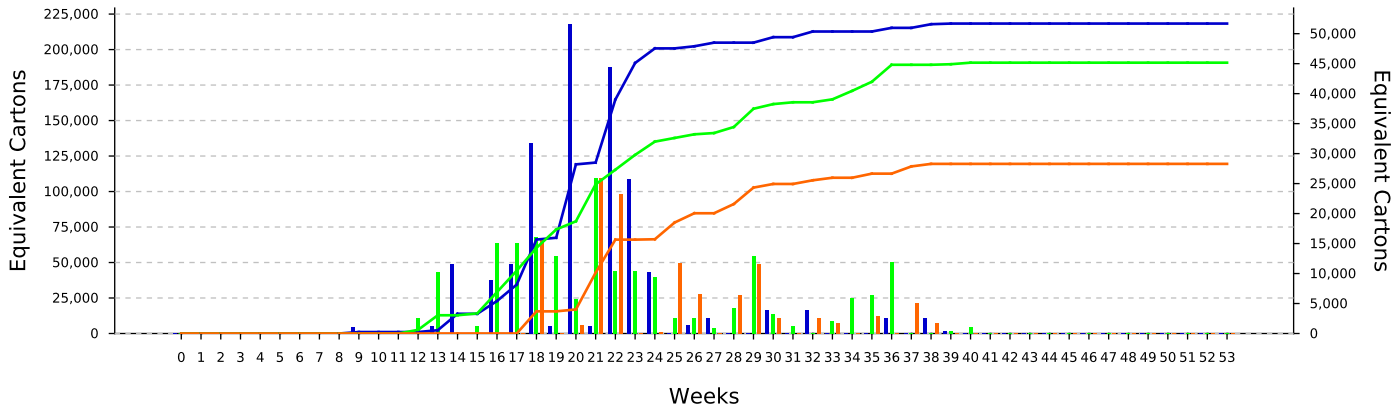

Week	2026 - Current	2026 - Cummulative	2025 - Current	2025 - Cummulative	2024 - Current	2024 - Cummulative
0	0	0	0	0	0	0
1	0	0	0	0	0	0
2	0	0	0	0	0	0
3	0	0	0	0	0	0
4	0	0	0	0	0	0
5	0	0	0	0	0	0
6	0	0	0	0	0	0
7	0	0	0	0	0	0
8	0	0	0	0	0	0
9	1,029	1,029	0	0	0	0
10	0	1,029	0	0	0	0
11	0	1,029	0	0	0	0
12	0	1,029	2,571	2,571	0	0
13	1,286	2,314	10,286	12,857	0	0
14	11,571	13,886	0	12,857	0	0
15	0	13,886	1,286	14,143	0	0
16	9,000	22,886	15,043	29,186	0	0
17	11,571	34,457	15,043	44,229	0	0
18	31,693	66,150	16,104	60,332	15,589	15,589
19	1,286	67,436	12,921	73,254	0	15,589
20	51,686	119,122	5,786	79,039	1,350	16,939
21	1,286	120,407	26,004	105,043	25,907	42,847
22	44,422	164,829	10,350	115,393	23,271	66,118
23	25,714	190,543	10,414	125,807	0	66,118
24	10,286	200,829	9,354	135,161	257	66,375
25	0	200,829	2,571	137,733	11,764	78,139
26	1,479	202,308	2,571	140,304	6,557	84,697
27	2,571	204,879	900	141,204	0	84,697
28	0	204,879	4,243	145,447	6,493	91,190
29	0	204,879	12,857	158,304	11,571	102,761
30	3,857	208,736	3,279	161,583	2,571	105,332
31	0	208,736	1,286	162,868	0	105,332
32	3,986	212,722	0	162,868	2,571	107,904
33	0	212,722	2,057	164,925	1,800	109,704
34	0	212,722	5,979	170,904	0	109,704
35	0	212,722	6,429	177,333	2,893	112,597
36	2,571	215,293	11,957	189,290	0	112,597
37	0	215,293	0	189,290	5,079	117,675
38	2,571	217,865	0	189,290	1,800	119,475
39	450	218,315	386	189,675	0	119,475
40	0	218,315	1,093	190,768	0	119,475
41	0	218,315	0	190,768	0	119,475
42	0	218,315	0	190,768	0	119,475
43	0	218,315	0	190,768	0	119,475
44	0	218,315	0	190,768	0	119,475
45	0	218,315	0	190,768	0	119,475
46	0	218,315	0	190,768	0	119,475
47	0	218,315	0	190,768	0	119,475
48	0	218,315	0	190,768	0	119,475
49	0	218,315	0	190,768	0	119,475
50	0	218,315	0	190,768	0	119,475
51	0	218,315	0	190,768	0	119,475
52	0	218,315	0	190,768	0	119,475
53	0	218,315	0	190,768	0	119,475

Indemnity:
Agri-hub shall take all reasonable precautions to ensure that any information and data provided by Agri-hub from its information sources are correct. Neither Agri-hub nor any of its directors, employees or information sources take any responsibility for action or losses that might occur as a result of the usage of this information.

Note: The airfreight volumes are supplied by PPECB.

GRAPEFRUIT Grade P Dispatches by Export Region

(with Historical Data) *(Values expressed in 17.00kg equivalent cartons)*

GRAPEFRUIT (GF) Exported to Middle East (MEA) : Current Season vs Previous Seasons

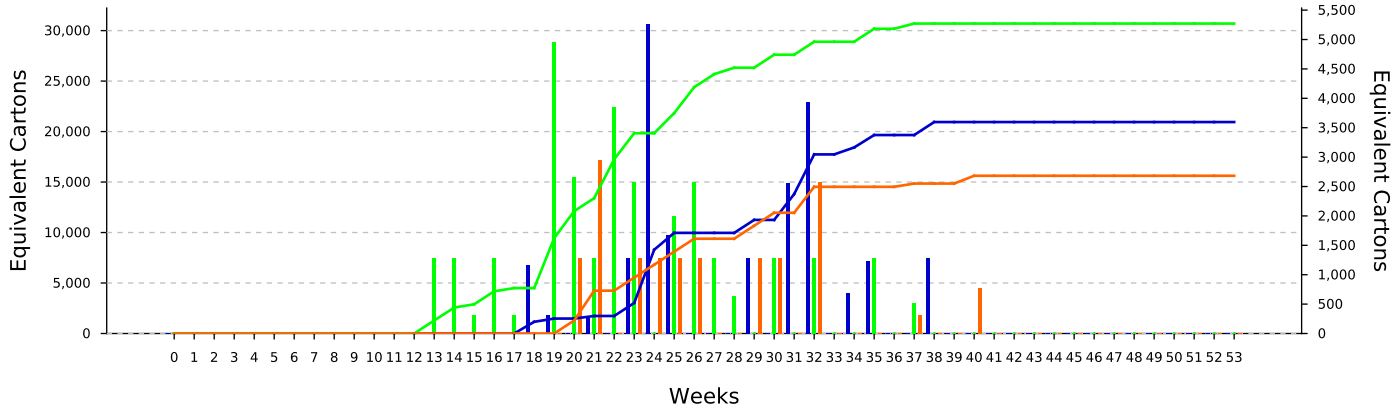

Week	2026 - Current	2026 - Cummulative	2025 - Current	2025 - Cummulative	2024 - Current	2024 - Cummulative
0	0	0	0	0	0	0
1	0	0	0	0	0	0
2	0	0	0	0	0	0
3	0	0	0	0	0	0
4	0	0	0	0	0	0
5	0	0	0	0	0	0
6	0	0	0	0	0	0
7	0	0	0	0	0	0
8	0	0	0	0	0	0
9	0	0	0	0	0	0
10	0	0	0	0	0	0
11	0	0	0	0	0	0
12	0	0	0	0	0	0
13	0	0	1,286	1,286	0	0
14	0	0	1,286	2,571	0	0
15	0	0	321	2,893	0	0
16	0	0	1,286	4,179	0	0
17	0	0	321	4,500	0	0
18	1,157	1,157	0	4,500	0	0
19	321	1,479	4,950	9,450	0	0
20	0	1,479	2,668	12,118	1,286	1,286
21	257	1,736	1,286	13,404	2,957	4,243
22	0	1,736	3,857	17,261	0	4,243
23	1,286	3,021	2,571	19,832	1,286	5,529
24	5,271	8,293	0	19,832	1,286	6,814
25	1,671	9,964	1,993	21,825	1,286	8,100
26	0	9,964	2,571	24,396	1,286	9,386
27	0	9,964	1,286	25,682	0	9,386
28	0	9,964	643	26,325	0	9,386
29	1,286	11,250	0	26,325	1,286	10,671
30	0	11,250	1,286	27,611	1,286	11,957
31	2,559	13,809	0	27,611	0	11,957
32	3,930	17,739	1,286	28,897	2,571	14,529
33	0	17,739	0	28,897	0	14,529
34	686	18,425	0	28,897	0	14,529
35	1,231	19,656	1,286	30,182	0	14,529
36	0	19,656	0	30,182	0	14,529
37	0	19,656	514	30,697	321	14,850
38	1,286	20,942	0	30,697	0	14,850
39	0	20,942	0	30,697	0	14,850
40	0	20,942	0	30,697	771	15,621
41	0	20,942	0	30,697	0	15,621
42	0	20,942	0	30,697	0	15,621
43	0	20,942	0	30,697	0	15,621
44	0	20,942	0	30,697	0	15,621
45	0	20,942	0	30,697	0	15,621
46	0	20,942	0	30,697	0	15,621
47	0	20,942	0	30,697	0	15,621
48	0	20,942	0	30,697	0	15,621
49	0	20,942	0	30,697	0	15,621
50	0	20,942	0	30,697	0	15,621
51	0	20,942	0	30,697	0	15,621
52	0	20,942	0	30,697	0	15,621
53	0	20,942	0	30,697	0	15,621

Indemnity:
Agri-hub shall take all reasonable precautions to ensure that any information and data provided by Agri-hub from its information sources are correct. Neither Agri-hub nor any of its directors, employees or information sources take any responsibility for action or losses that might occur as a result of the usage of this information.

Note: The airfreight volumes are supplied by PPECB.

GRAPEFRUIT Grade P Dispatches by Export Region

(with Historical Data) *(Values expressed in 17.00kg equivalent cartons)*

GRAPEFRUIT (GF) Exported to North-America (NAM) : Current Season vs Previous Seasons

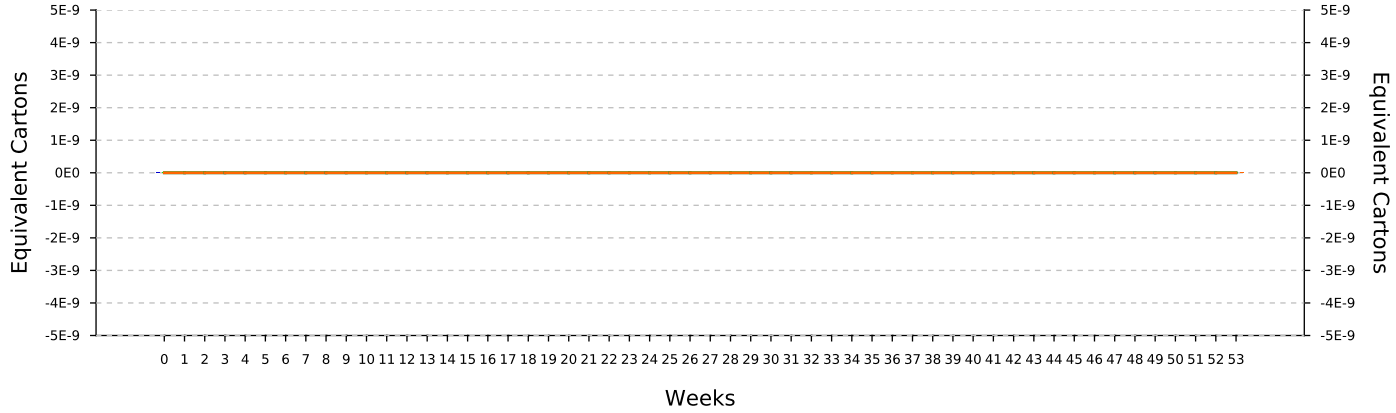

2026 - Cummulative | 2025 - Cummulative | 2024 - Cummulative | 2026 | 2025 | 2024

Week	2026 - Current	2026 - Cummulative	2025 - Current	2025 - Cummulative	2024 - Current	2024 - Cummulative
0	0	0	0	0	0	0
1	0	0	0	0	0	0
2	0	0	0	0	0	0
3	0	0	0	0	0	0
4	0	0	0	0	0	0
5	0	0	0	0	0	0
6	0	0	0	0	0	0
7	0	0	0	0	0	0
8	0	0	0	0	0	0
9	0	0	0	0	0	0
10	0	0	0	0	0	0
11	0	0	0	0	0	0
12	0	0	0	0	0	0
13	0	0	0	0	0	0
14	0	0	0	0	0	0
15	0	0	0	0	0	0
16	0	0	0	0	0	0
17	0	0	0	0	0	0
18	0	0	0	0	0	0
19	0	0	0	0	0	0
20	0	0	0	0	0	0
21	0	0	0	0	0	0
22	0	0	0	0	0	0
23	0	0	0	0	0	0
24	0	0	0	0	0	0
25	0	0	0	0	0	0
26	0	0	0	0	0	0
27	0	0	0	0	0	0
28	0	0	0	0	0	0
29	0	0	0	0	0	0
30	0	0	0	0	0	0
31	0	0	0	0	0	0
32	0	0	0	0	0	0
33	0	0	0	0	0	0
34	0	0	0	0	0	0
35	0	0	0	0	0	0
36	0	0	0	0	0	0
37	0	0	0	0	0	0
38	0	0	0	0	0	0
39	0	0	0	0	0	0
40	0	0	0	0	0	0
41	0	0	0	0	0	0
42	0	0	0	0	0	0
43	0	0	0	0	0	0
44	0	0	0	0	0	0
45	0	0	0	0	0	0
46	0	0	0	0	0	0
47	0	0	0	0	0	0
48	0	0	0	0	0	0
49	0	0	0	0	0	0
50	0	0	0	0	0	0
51	0	0	0	0	0	0
52	0	0	0	0	0	0
53	0	0	0	0	0	0

Indemnity:
Agri-hub shall take all reasonable precautions to ensure that any information and data provided by Agri-hub from its information sources are correct. Neither Agri-hub nor any of its directors, employees or information sources take any responsibility for action or losses that might occur as a result of the usage of this information.

Note: The airfreight volumes are supplied by PPECB.

GRAPEFRUIT Grade P Dispatches by Export Region

(with Historical Data) *(Values expressed in 17.00kg equivalent cartons)*

GRAPEFRUIT (GF) Exported to Other (OTH) : Current Season vs Previous Seasons

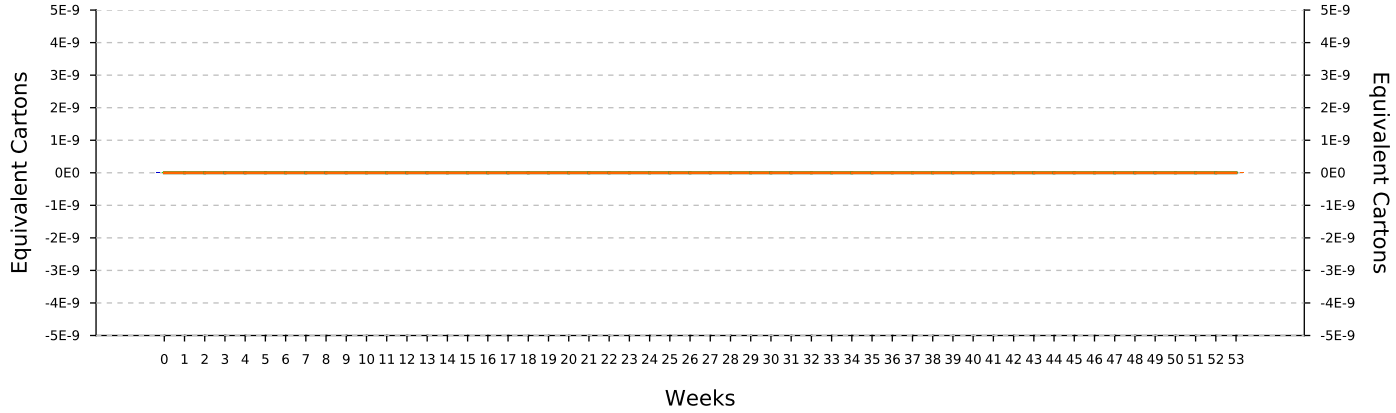

2026 - Cummulative | 2025 - Cummulative | 2024 - Cummulative | 2026 | 2025 | 2024

Week	2026 - Current	2026 - Cummulative	2025 - Current	2025 - Cummulative	2024 - Current	2024 - Cummulative
0	0	0	0	0	0	0
1	0	0	0	0	0	0
2	0	0	0	0	0	0
3	0	0	0	0	0	0
4	0	0	0	0	0	0
5	0	0	0	0	0	0
6	0	0	0	0	0	0
7	0	0	0	0	0	0
8	0	0	0	0	0	0
9	0	0	0	0	0	0
10	0	0	0	0	0	0
11	0	0	0	0	0	0
12	0	0	0	0	0	0
13	0	0	0	0	0	0
14	0	0	0	0	0	0
15	0	0	0	0	0	0
16	0	0	0	0	0	0
17	0	0	0	0	0	0
18	0	0	0	0	0	0
19	0	0	0	0	0	0
20	0	0	0	0	0	0
21	0	0	0	0	0	0
22	0	0	0	0	0	0
23	0	0	0	0	0	0
24	0	0	0	0	0	0
25	0	0	0	0	0	0
26	0	0	0	0	0	0
27	0	0	0	0	0	0
28	0	0	0	0	0	0
29	0	0	0	0	0	0
30	0	0	0	0	0	0
31	0	0	0	0	0	0
32	0	0	0	0	0	0
33	0	0	0	0	0	0
34	0	0	0	0	0	0
35	0	0	0	0	0	0
36	0	0	0	0	0	0
37	0	0	0	0	0	0
38	0	0	0	0	0	0
39	0	0	0	0	0	0
40	0	0	0	0	0	0
41	0	0	0	0	0	0
42	0	0	0	0	0	0
43	0	0	0	0	0	0
44	0	0	0	0	0	0
45	0	0	0	0	0	0
46	0	0	0	0	0	0
47	0	0	0	0	0	0
48	0	0	0	0	0	0
49	0	0	0	0	0	0
50	0	0	0	0	0	0
51	0	0	0	0	0	0
52	0	0	0	0	0	0
53	0	0	0	0	0	0

Indemnity:
Agri-hub shall take all reasonable precautions to ensure that any information and data provided by Agri-hub from its information sources are correct. Neither Agri-hub nor any of its directors, employees or information sources take any responsibility for action or losses that might occur as a result of the usage of this information.

Note: The airfreight volumes are supplied by PPECB.

GRAPEFRUIT Grade P Dispatches by Export Region

(with Historical Data) *(Values expressed in 17.00kg equivalent cartons)*

GRAPEFRUIT (GF) Exported to Russian Federation (RUS) : Current Season vs Previous Seasons

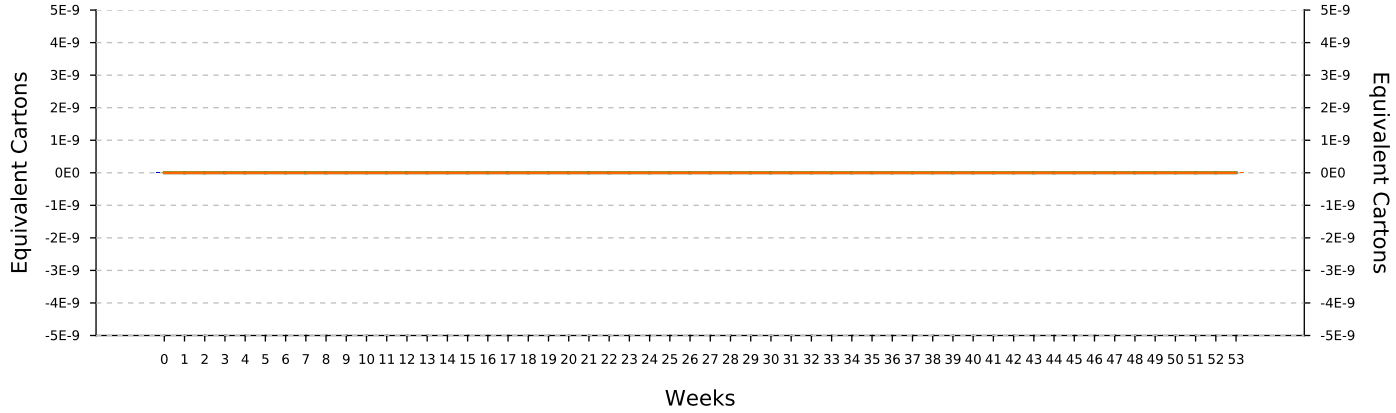

2026 - Cummulative | 2025 - Cummulative | 2024 - Cummulative | 2026 | 2025 | 2024

Week	2026 - Current	2026 - Cummulative	2025 - Current	2025 - Cummulative	2024 - Current	2024 - Cummulative
0	0	0	0	0	0	0
1	0	0	0	0	0	0
2	0	0	0	0	0	0
3	0	0	0	0	0	0
4	0	0	0	0	0	0
5	0	0	0	0	0	0
6	0	0	0	0	0	0
7	0	0	0	0	0	0
8	0	0	0	0	0	0
9	0	0	0	0	0	0
10	0	0	0	0	0	0
11	0	0	0	0	0	0
12	0	0	0	0	0	0
13	0	0	0	0	0	0
14	0	0	0	0	0	0
15	0	0	0	0	0	0
16	0	0	0	0	0	0
17	0	0	0	0	0	0
18	0	0	0	0	0	0
19	0	0	0	0	0	0
20	0	0	0	0	0	0
21	0	0	0	0	0	0
22	0	0	0	0	0	0
23	0	0	0	0	0	0
24	0	0	0	0	0	0
25	0	0	0	0	0	0
26	0	0	0	0	0	0
27	0	0	0	0	0	0
28	0	0	0	0	0	0
29	0	0	0	0	0	0
30	0	0	0	0	0	0
31	0	0	0	0	0	0
32	0	0	0	0	0	0
33	0	0	0	0	0	0
34	0	0	0	0	0	0
35	0	0	0	0	0	0
36	0	0	0	0	0	0
37	0	0	0	0	0	0
38	0	0	0	0	0	0
39	0	0	0	0	0	0
40	0	0	0	0	0	0
41	0	0	0	0	0	0
42	0	0	0	0	0	0
43	0	0	0	0	0	0
44	0	0	0	0	0	0
45	0	0	0	0	0	0
46	0	0	0	0	0	0
47	0	0	0	0	0	0
48	0	0	0	0	0	0
49	0	0	0	0	0	0
50	0	0	0	0	0	0
51	0	0	0	0	0	0
52	0	0	0	0	0	0
53	0	0	0	0	0	0

Indemnity:
Agri-hub shall take all reasonable precautions to ensure that any information and data provided by Agri-hub from its information sources are correct. Neither Agri-hub nor any of its directors, employees or information sources take any responsibility for action or losses that might occur as a result of the usage of this information.

Note: The airfreight volumes are supplied by PPECB.

GRAPEFRUIT Grade P Dispatches by Export Region

(with Historical Data) *(Values expressed in 17.00kg equivalent cartons)*

GRAPEFRUIT (GF) Exported to South East Asia (SEA) : Current Season vs Previous Seasons

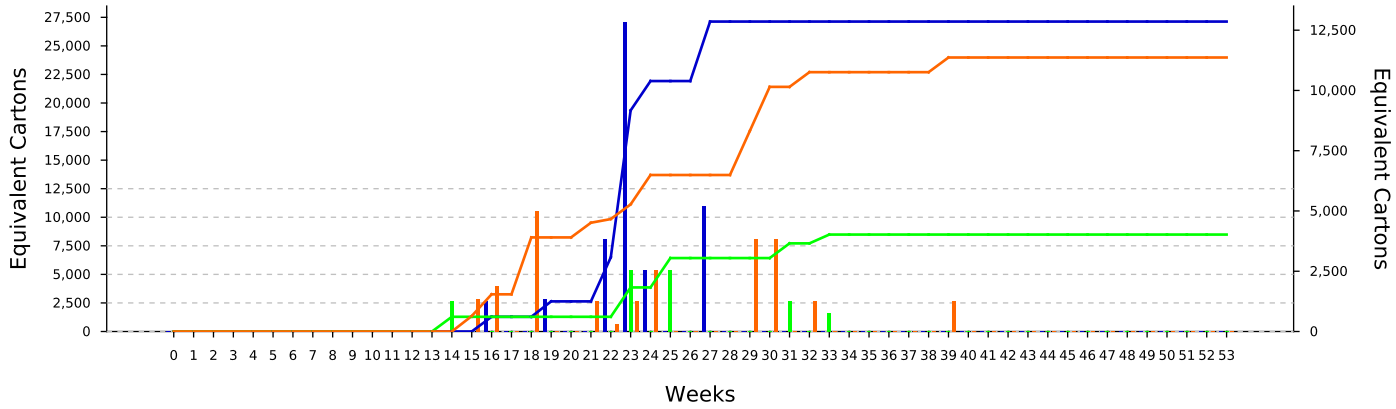

Week	2026 - Current	2026 - Cummulative	2025 - Current	2025 - Cummulative	2024 - Current	2024 - Cummulative
0	0	0	0	0	0	0
1	0	0	0	0	0	0
2	0	0	0	0	0	0
3	0	0	0	0	0	0
4	0	0	0	0	0	0
5	0	0	0	0	0	0
6	0	0	0	0	0	0
7	0	0	0	0	0	0
8	0	0	0	0	0	0
9	0	0	0	0	0	0
10	0	0	0	0	0	0
11	0	0	0	0	0	0
12	0	0	0	0	0	0
13	0	0	0	0	0	0
14	0	0	1,286	1,286	0	0
15	0	0	0	1,286	1,352	1,352
16	1,286	1,286	0	1,286	1,903	3,255
17	0	1,286	0	1,286	0	3,255
18	0	1,286	0	1,286	4,979	8,234
19	1,350	2,636	0	1,286	0	8,234
20	0	2,636	0	1,286	0	8,234
21	0	2,636	0	1,286	1,286	9,520
22	3,857	6,493	0	1,286	321	9,841
23	12,857	19,350	2,571	3,857	1,286	11,127
24	2,571	21,921	0	3,857	2,571	13,698
25	0	21,921	2,571	6,429	0	13,698
26	0	21,921	0	6,429	0	13,698
27	5,207	27,129	0	6,429	0	13,698
28	0	27,129	0	6,429	0	13,698
29	0	27,129	0	6,429	3,857	17,555
30	0	27,129	0	6,429	3,857	21,413
31	0	27,129	1,286	7,714	0	21,413
32	0	27,129	0	7,714	1,286	22,698
33	0	27,129	771	8,486	0	22,698
34	0	27,129	0	8,486	0	22,698
35	0	27,129	0	8,486	0	22,698
36	0	27,129	0	8,486	0	22,698
37	0	27,129	0	8,486	0	22,698
38	0	27,129	0	8,486	0	22,698
39	0	27,129	0	8,486	1,286	23,984
40	0	27,129	0	8,486	0	23,984
41	0	27,129	0	8,486	0	23,984
42	0	27,129	0	8,486	0	23,984
43	0	27,129	0	8,486	0	23,984
44	0	27,129	0	8,486	0	23,984
45	0	27,129	0	8,486	0	23,984
46	0	27,129	0	8,486	0	23,984
47	0	27,129	0	8,486	0	23,984
48	0	27,129	0	8,486	0	23,984
49	0	27,129	0	8,486	0	23,984
50	0	27,129	0	8,486	0	23,984
51	0	27,129	0	8,486	0	23,984
52	0	27,129	0	8,486	0	23,984
53	0	27,129	0	8,486	0	23,984

Indemnity:
Agri-hub shall take all reasonable precautions to ensure that any information and data provided by Agri-hub from its information sources are correct. Neither Agri-hub nor any of its directors, employees or information sources take any responsibility for action or losses that might occur as a result of the usage of this information.

Note: The airfreight volumes are supplied by PPECB.

GRAPEFRUIT Grade P Dispatches by Export Region

(with Historical Data) *(Values expressed in 17.00kg equivalent cartons)*

GRAPEFRUIT (GF) Exported to United Kingdom (UKI) : Current Season vs Previous Seasons

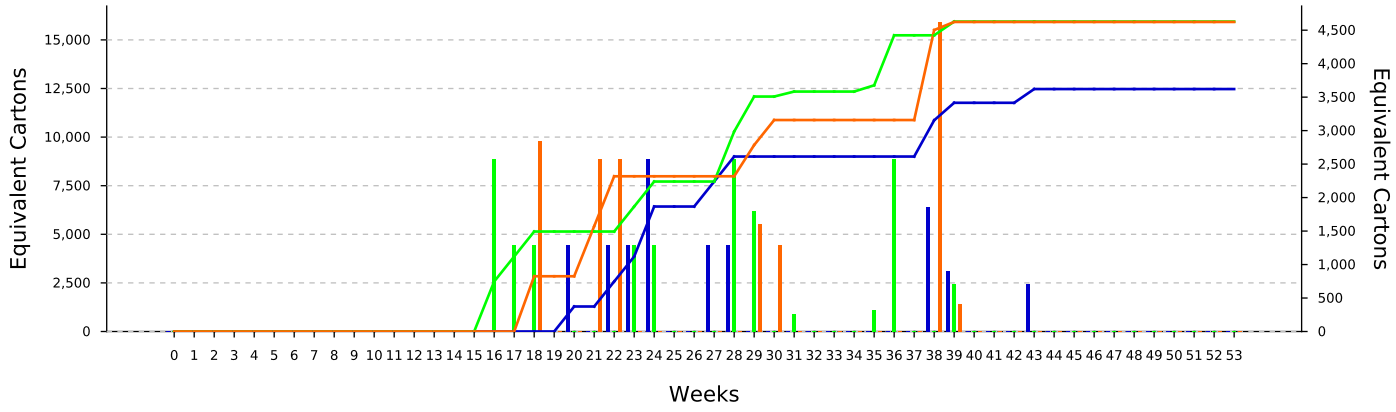

Week	2026 - Current	2026 - Cummulative	2025 - Current	2025 - Cummulative	2024 - Current	2024 - Cummulative
0	0	0	0	0	0	0
1	0	0	0	0	0	0
2	0	0	0	0	0	0
3	0	0	0	0	0	0
4	0	0	0	0	0	0
5	0	0	0	0	0	0
6	0	0	0	0	0	0
7	0	0	0	0	0	0
8	0	0	0	0	0	0
9	0	0	0	0	0	0
10	0	0	0	0	0	0
11	0	0	0	0	0	0
12	0	0	0	0	0	0
13	0	0	0	0	0	0
14	0	0	0	0	0	0
15	0	0	0	0	0	0
16	0	0	2,571	2,571	0	0
17	0	0	1,286	3,857	0	0
18	0	0	1,286	5,143	2,842	2,842
19	0	0	0	5,143	0	2,842
20	1,286	1,286	0	5,143	0	2,842
21	0	1,286	0	5,143	2,571	5,413
22	1,286	2,571	0	5,143	2,571	7,985
23	1,286	3,857	1,286	6,429	0	7,985
24	2,571	6,429	1,286	7,714	0	7,985
25	0	6,429	0	7,714	0	7,985
26	0	6,429	0	7,714	0	7,985
27	1,286	7,714	0	7,714	0	7,985
28	1,286	9,000	2,571	10,286	0	7,985
29	0	9,000	1,800	12,086	1,607	9,592
30	0	9,000	0	12,086	1,286	10,878
31	0	9,000	257	12,343	0	10,878
32	0	9,000	0	12,343	0	10,878
33	0	9,000	0	12,343	0	10,878
34	0	9,000	0	12,343	0	10,878
35	0	9,000	321	12,664	0	10,878
36	0	9,000	2,571	15,236	0	10,878
37	0	9,000	0	15,236	0	10,878
38	1,864	10,864	0	15,236	4,629	15,506
39	900	11,764	707	15,943	418	15,924
40	0	11,764	0	15,943	0	15,924
41	0	11,764	0	15,943	0	15,924
42	0	11,764	0	15,943	0	15,924
43	707	12,471	0	15,943	0	15,924
44	0	12,471	0	15,943	0	15,924
45	0	12,471	0	15,943	0	15,924
46	0	12,471	0	15,943	0	15,924
47	0	12,471	0	15,943	0	15,924
48	0	12,471	0	15,943	0	15,924
49	0	12,471	0	15,943	0	15,924
50	0	12,471	0	15,943	0	15,924
51	0	12,471	0	15,943	0	15,924
52	0	12,471	0	15,943	0	15,924
53	0	12,471	0	15,943	0	15,924

Indemnity:
Agri-hub shall take all reasonable precautions to ensure that any information and data provided by Agri-hub from its information sources are correct. Neither Agri-hub nor any of its directors, employees or information sources take any responsibility for action or losses that might occur as a result of the usage of this information.

Note: The airfreight volumes are supplied by PPECB.

GRAPEFRUIT Grade P Dispatches by Export Region

(with Historical Data) *(Values expressed in 17.00kg equivalent cartons)*

GRAPEFRUIT (GF) Exported to United States (US) : Current Season vs Previous Seasons

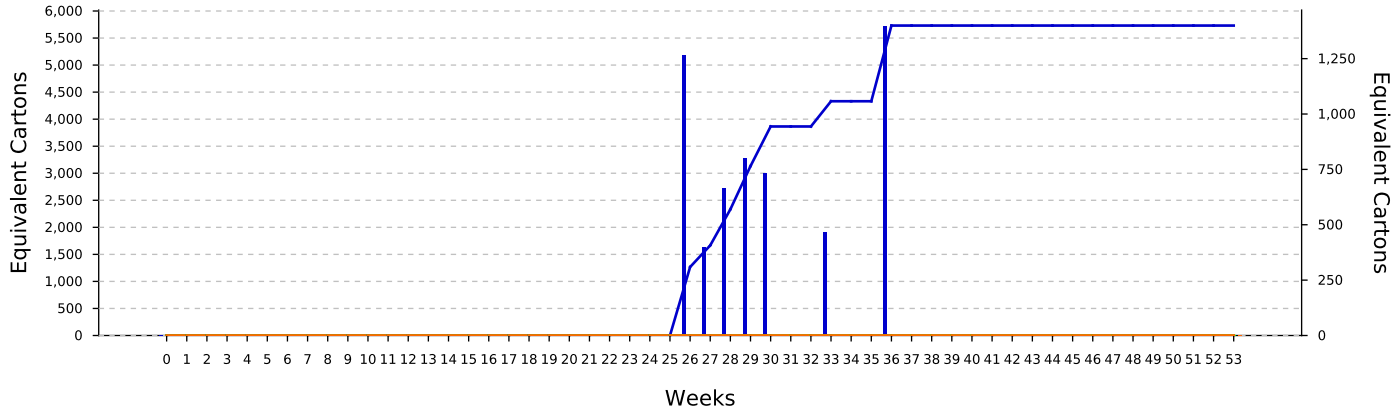

Week	2026 - Current	2026 - Cummulative	2025 - Current	2025 - Cummulative	2024 - Current	2024 - Cummulative
0	0	0	0	0	0	0
1	0	0	0	0	0	0
2	0	0	0	0	0	0
3	0	0	0	0	0	0
4	0	0	0	0	0	0
5	0	0	0	0	0	0
6	0	0	0	0	0	0
7	0	0	0	0	0	0
8	0	0	0	0	0	0
9	0	0	0	0	0	0
10	0	0	0	0	0	0
11	0	0	0	0	0	0
12	0	0	0	0	0	0
13	0	0	0	0	0	0
14	0	0	0	0	0	0
15	0	0	0	0	0	0
16	0	0	0	0	0	0
17	0	0	0	0	0	0
18	0	0	0	0	0	0
19	0	0	0	0	0	0
20	0	0	0	0	0	0
21	0	0	0	0	0	0
22	0	0	0	0	0	0
23	0	0	0	0	0	0
24	0	0	0	0	0	0
25	0	0	0	0	0	0
26	1,266	1,266	0	0	0	0
27	400	1,666	0	0	0	0
28	666	2,332	0	0	0	0
29	800	3,132	0	0	0	0
30	733	3,865	0	0	0	0
31	0	3,865	0	0	0	0
32	0	3,865	0	0	0	0
33	466	4,331	0	0	0	0
34	0	4,331	0	0	0	0
35	0	4,331	0	0	0	0
36	1,399	5,731	0	0	0	0
37	0	5,731	0	0	0	0
38	0	5,731	0	0	0	0
39	0	5,731	0	0	0	0
40	0	5,731	0	0	0	0
41	0	5,731	0	0	0	0
42	0	5,731	0	0	0	0
43	0	5,731	0	0	0	0
44	0	5,731	0	0	0	0
45	0	5,731	0	0	0	0
46	0	5,731	0	0	0	0
47	0	5,731	0	0	0	0
48	0	5,731	0	0	0	0
49	0	5,731	0	0	0	0
50	0	5,731	0	0	0	0
51	0	5,731	0	0	0	0
52	0	5,731	0	0	0	0
53	0	5,731	0	0	0	0

Indemnity:
Agri-hub shall take all reasonable precautions to ensure that any information and data provided by Agri-hub from its information sources are correct. Neither Agri-hub nor any of its directors, employees or information sources take any responsibility for action or losses that might occur as a result of the usage of this information.

Note: The airfreight volumes are supplied by PPECB.

Glossary of Key Terms

Actual Cartons (ActCtn)

- Number of cartons that are on a pallet as provided by data source. (The number cartons can differ depending on the pack type code e.g. J60B has 2 cartons, and A15C has 80 cartons)

Country of Origin

- Reports are based on South African exports only. The country of origin code in the data source is ZA.

Equivalent Cartons (EqvCtns)

- The net mass provided by the data source, divided by the standard mass as per commodity.
- Nett mass is validated to be within certain tolerance based on pack type codes. e.g. Grapes standard mass is 4.5 kg where the Oranges are 15kg and Grapefruit is at 17kg

Pallet Quantity (Plt_Qty)

- The Pallet Quantity provided by data source. No distinction is made between pallet types

Port Of Loading (POL)

- Port of Loading

Shipped Date

- Shipped date is the sail date from the Port of Loading for the vessel.
- Pomefruit & Stonefruit - Shipped Date / Export Week is the date of the last South African port of loading
- (Initially the shipped date is received from the data source.
  The vessel sail date is updated according to Marine traffic and Transnet to use the actual shipped dates)

Shipped_week

- The week of the year, starting on a Monday, derived from the shipped date.
- Pome and Stone fruit use Shipped_week_za in this field.

Shipped_week_pol

- The week of the year, starting on a Monday, derived from the shipped date when the vessel left the port.

Shipped_week_za

- The week of the year, starting on a Monday, derived from the shipped date when the vessel left the last South African POL. (NOT the port the container was loaded in)

Indemnity:
Agri-hub shall take all reasonable precautions to ensure that any information and data provided by Agri-hub from its information sources are correct. Neither Agri-hub nor any of its directors, employees or information sources take any responsibility for action or losses that might occur as a result of the usage of this information.

Glossary of Key Terms

Year To Date (YTD)

- Year To Date (YTD) Data for the current season. The season dates are managed on commodity level.

Indemnity:
Agri-hub shall take all reasonable precautions to ensure that any information and data provided by Agri-hub from its information sources are correct. Neither Agri-hub nor any of its directors, employees or information sources take any responsibility for action or losses that might occur as a result of the usage of this information.