LEMONS (LE): Current Season vs Previous Season

Current Season (2026) (YTD)

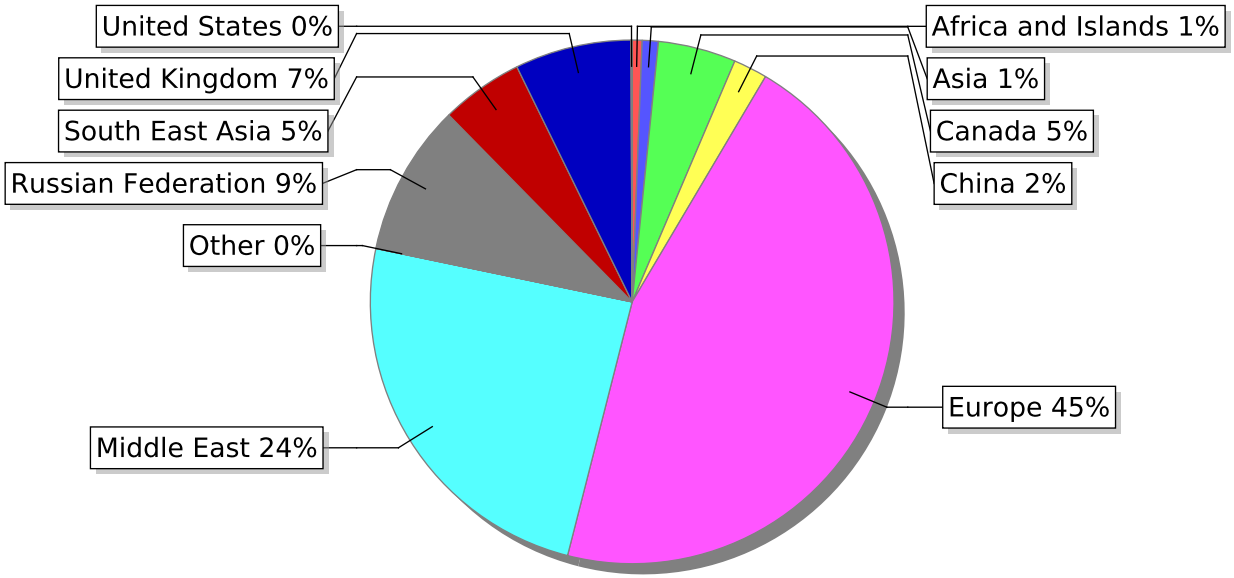

Previous Season (2025) (YTD)

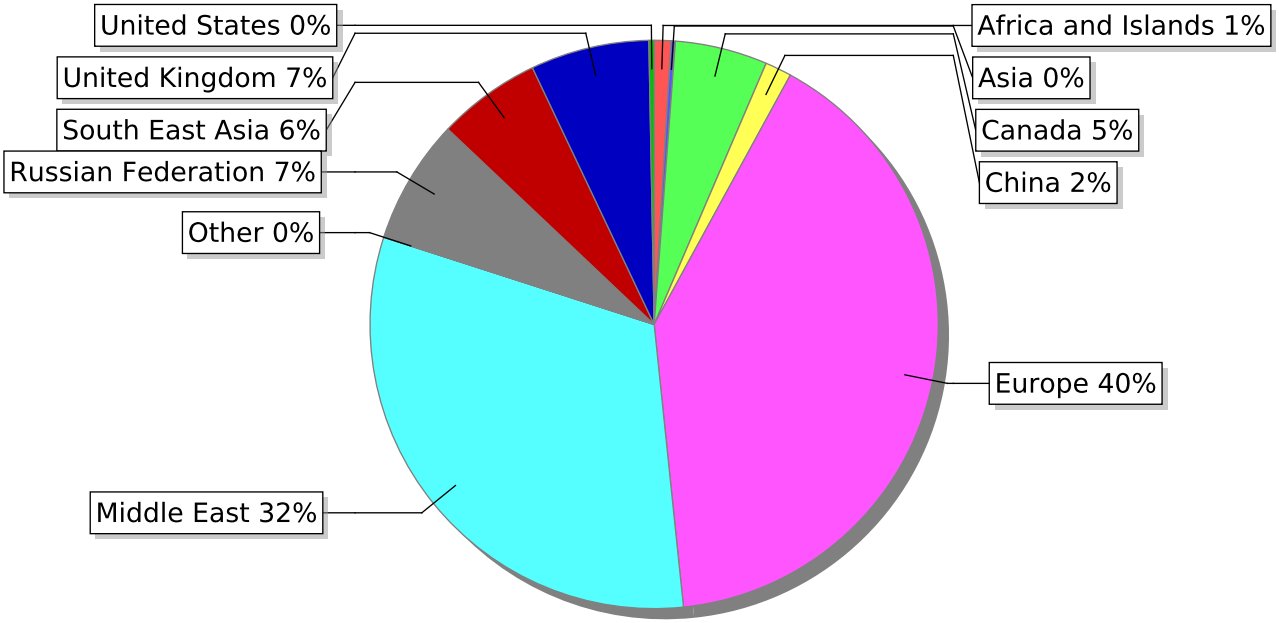

Indemnity:
Agri-hub shall take all reasonable precautions to ensure that any information and data provided by Agri-hub from its information sources are correct. Neither Agri-hub nor any of its directors, employees or information sources take any responsibility for action or losses that might occur as a result of the usage of this information.

Note: The airfreight volumes are supplied by PPECB.

LEMONS Despatch Summary per Export Region

(with Historical Data) *(Values expressed in 15.00kg equivalent cartons)*

LEMONS (LE) Exported to All Regions : Current Season vs Previous Seasons

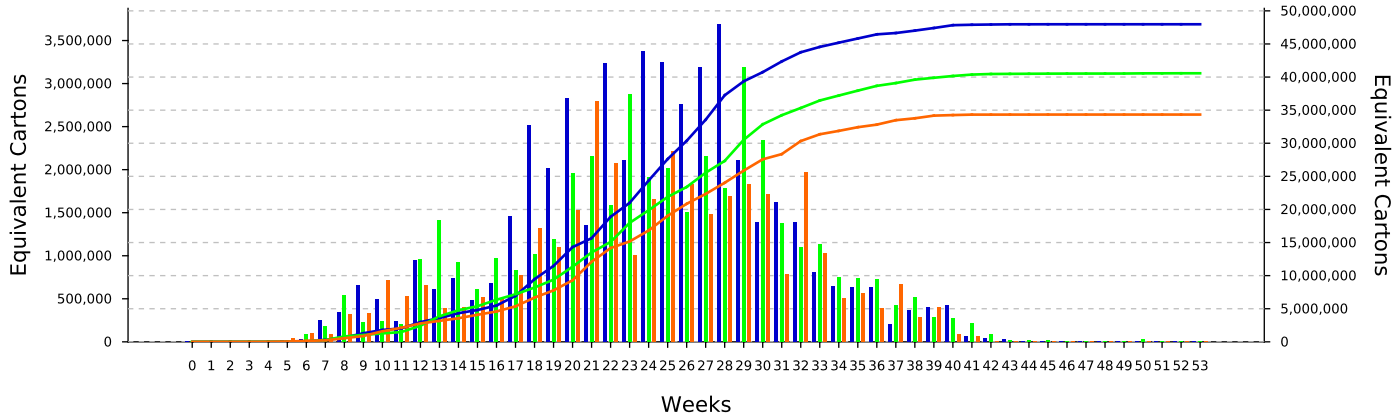

Week	2026 - Current	2026 - Cummulative	2025 - Current	2025 - Cummulative	2024 - Current	2024 - Cummulative
0	0	0	0	0	0	0
1	2,203	2,203	0	0	0	0
2	0	2,203	1,922	1,922	0	0
3	3,399	5,603	0	1,922	0	0
4	3,343	8,945	3,819	5,741	3,451	3,451
5	13,204	22,149	3,343	9,084	40,582	44,033
6	27,720	49,869	88,530	97,613	99,150	143,183
7	249,374	299,243	176,494	274,108	81,882	225,065
8	345,611	644,854	539,358	813,466	318,851	543,916
9	651,903	1,296,757	224,883	1,038,349	336,797	880,713
10	495,291	1,792,048	236,720	1,275,069	715,233	1,595,946
11	242,067	2,034,115	204,805	1,479,874	530,870	2,126,815
12	947,736	2,981,851	954,319	2,434,194	653,672	2,780,487
13	607,124	3,588,975	1,416,790	3,850,984	387,637	3,168,124
14	737,789	4,326,764	923,609	4,774,593	396,866	3,564,990
15	480,415	4,807,178	606,299	5,380,892	520,225	4,085,215
16	678,434	5,485,612	975,565	6,356,458	504,959	4,590,174
17	1,461,772	6,947,384	833,084	7,189,542	774,615	5,364,789
18	2,510,406	9,457,790	1,012,408	8,201,950	1,314,671	6,679,460
19	2,015,878	11,473,668	1,190,614	9,392,563	1,092,783	7,772,243
20	2,833,895	14,307,563	1,957,243	11,349,806	1,522,560	9,294,803
21	1,349,503	15,657,067	2,149,538	13,499,343	2,795,786	12,090,589
22	3,229,600	18,886,667	1,589,346	15,088,689	2,073,892	14,164,481
23	2,107,024	20,993,690	2,878,404	17,967,093	999,620	15,164,101
24	3,370,325	24,364,015	1,914,052	19,881,145	1,655,549	16,819,650
25	3,248,531	27,612,546	2,013,086	21,894,231	2,209,024	19,028,674
26	2,755,466	30,368,012	1,499,370	23,393,601	1,826,570	20,855,244
27	3,188,608	33,556,620	2,152,724	25,546,325	1,485,603	22,340,847
28	3,688,809	37,245,429	1,782,225	27,328,551	1,689,653	24,030,500
29	2,109,394	39,354,823	3,188,097	30,516,648	1,833,991	25,864,491
30	1,384,731	40,739,554	2,337,151	32,853,800	1,708,052	27,572,543
31	1,619,178	42,358,732	1,373,424	34,227,224	784,558	28,357,101
32	1,383,989	43,742,721	1,102,048	35,329,272	1,974,841	30,331,942
33	811,060	44,553,781	1,129,356	36,458,628	1,023,680	31,355,623
34	641,178	45,194,960	746,764	37,205,392	510,283	31,865,905
35	630,335	45,825,295	742,484	37,947,875	558,783	32,424,688
36	627,585	46,452,880	721,764	38,669,639	389,388	32,814,076
37	200,590	46,653,470	423,848	39,093,488	671,067	33,485,143
38	361,490	47,014,960	516,921	39,610,409	284,957	33,770,099
39	396,166	47,411,126	279,601	39,890,009	403,336	34,173,435
40	424,274	47,835,399	269,501	40,159,510	83,012	34,256,447
41	67,498	47,902,897	215,373	40,374,883	68,004	34,324,452
42	35,985	47,938,882	86,646	40,461,530	2,239	34,326,691
43	29,877	47,968,759	23,059	40,484,589	3,942	34,330,632
44	366	47,969,125	16,428	40,501,016	585	34,331,218
45	4,179	47,973,304	13,957	40,514,973	836	34,332,053
46	84	47,973,387	10,196	40,525,169	1,003	34,333,056
47	0	47,973,387	1,671	40,526,841	0	34,333,056
48	0	47,973,387	0	40,526,841	135	34,333,191
49	0	47,973,387	3,583	40,530,423	0	34,333,191
50	0	47,973,387	28,415	40,558,838	84	34,333,275
51	0	47,973,387	5,014	40,563,853	0	34,333,275
52	0	47,973,387	6,987	40,570,840	0	34,333,275
53	0	47,973,387	0	40,570,840	0	34,333,275

Indemnity:
Agri-hub shall take all reasonable precautions to ensure that any information and data provided by Agri-hub from its information sources are correct. Neither Agri-hub nor any of its directors, employees or information sources take any responsibility for action or losses that might occur as a result of the usage of this information.

Note: The airfreight volumes are supplied by PPECB.

LEMONS Despatch Summary per Export Region

(with Historical Data) *(Values expressed in 15.00kg equivalent cartons)*

LEMONS (LE) Exported to Africa and Islands (AFI) : Current Season vs Previous Seasons

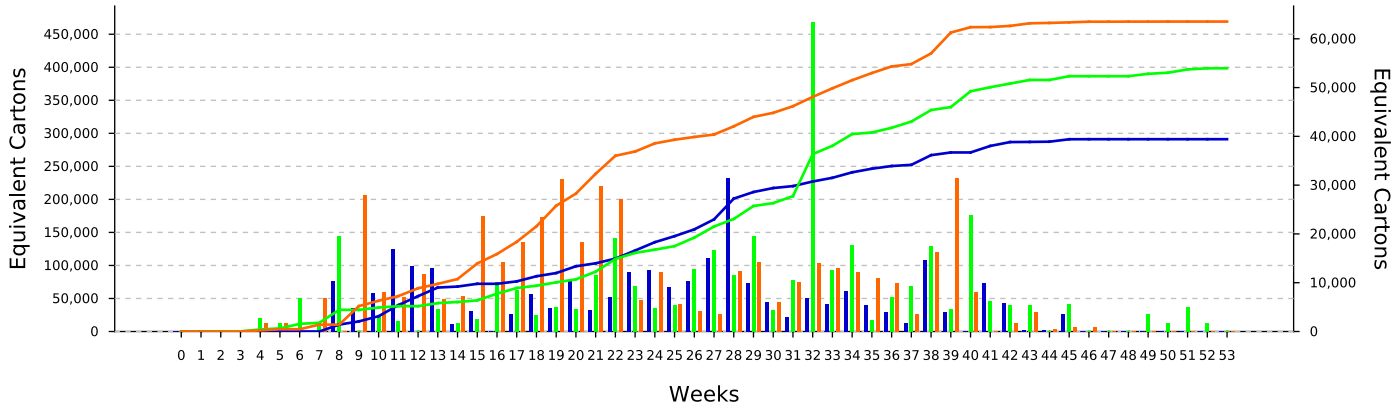

Week	2026 - Current	2026 - Cummulative	2025 - Current	2025 - Cummulative	2024 - Current	2024 - Cummulative
0	0	0	0	0	0	0
1	0	0	0	0	0	0
2	0	0	251	251	0	0
3	0	0	0	251	0	0
4	0	0	2,827	3,078	1,671	1,671
5	0	0	1,671	4,749	1,818	3,489
6	0	0	6,802	11,551	0	3,489
7	0	0	1,671	13,222	6,937	10,426
8	10,435	10,435	19,570	32,792	0	10,426
9	4,855	15,291	0	32,792	27,976	38,402
10	7,818	23,109	3,460	36,252	8,117	46,519
11	16,877	39,985	2,095	38,347	7,048	53,567
12	13,528	53,514	0	38,347	11,868	65,436
13	13,025	66,539	4,617	42,965	6,686	72,122
14	1,467	68,006	1,671	44,636	7,253	79,375
15	4,179	72,184	2,507	47,144	23,575	102,950
16	0	72,184	10,098	57,241	14,348	117,298
17	3,677	75,861	8,593	65,834	18,422	135,720
18	7,772	83,634	3,427	69,260	23,457	159,177
19	4,847	88,481	5,119	74,379	31,183	190,360
20	10,261	98,742	4,597	78,976	18,445	208,805
21	4,454	103,196	11,544	90,519	29,923	238,728
22	7,114	110,310	19,222	109,741	27,245	265,973
23	12,292	122,602	9,249	118,990	6,508	272,481
24	12,597	135,199	4,879	123,868	12,280	284,762
25	9,116	144,314	5,344	129,213	5,542	290,303
26	10,264	154,578	12,870	142,083	4,179	294,482
27	15,124	169,702	16,798	158,881	3,677	298,159
28	31,489	201,191	11,532	170,413	12,411	310,570
29	9,943	211,135	19,528	189,941	14,281	324,851
30	6,017	217,152	4,429	194,370	6,142	330,992
31	2,956	220,108	10,530	204,900	10,046	341,038
32	6,957	227,066	63,531	268,432	14,089	355,128
33	5,599	232,665	12,656	281,088	12,968	368,096
34	8,274	240,939	17,759	298,847	12,291	380,387
35	5,516	246,455	2,413	301,260	10,890	391,276
36	4,012	250,466	7,072	308,332	9,888	401,164
37	1,839	252,305	9,423	317,755	3,640	404,804
38	14,614	266,919	17,467	335,222	16,213	421,017
39	4,095	271,014	4,513	339,735	31,468	452,485
40	0	271,014	23,853	363,588	8,190	460,675
41	9,885	280,899	6,182	369,770	167	460,842
42	5,850	286,749	5,535	375,304	1,755	462,597
43	219	286,968	5,500	380,804	3,942	466,539
44	366	287,334	0	380,804	585	467,124
45	3,677	291,011	5,683	386,487	836	467,959
46	84	291,095	0	386,487	1,003	468,962
47	0	291,095	0	386,487	0	468,962
48	0	291,095	0	386,487	135	469,097
49	0	291,095	3,583	390,070	0	469,097
50	0	291,095	1,671	391,741	84	469,181
51	0	291,095	5,014	396,756	0	469,181
52	0	291,095	1,671	398,427	0	469,181
53	0	291,095	0	398,427	0	469,181

Indemnity:
Agri-hub shall take all reasonable precautions to ensure that any information and data provided by Agri-hub from its information sources are correct. Neither Agri-hub nor any of its directors, employees or information sources take any responsibility for action or losses that might occur as a result of the usage of this information.

Note: The airfreight volumes are supplied by PPECB.

LEMONS Despatch Summary per Export Region

(with Historical Data) *(Values expressed in 15.00kg equivalent cartons)*

LEMONS (LE) Exported to Asia (ASA) : Current Season vs Previous Seasons

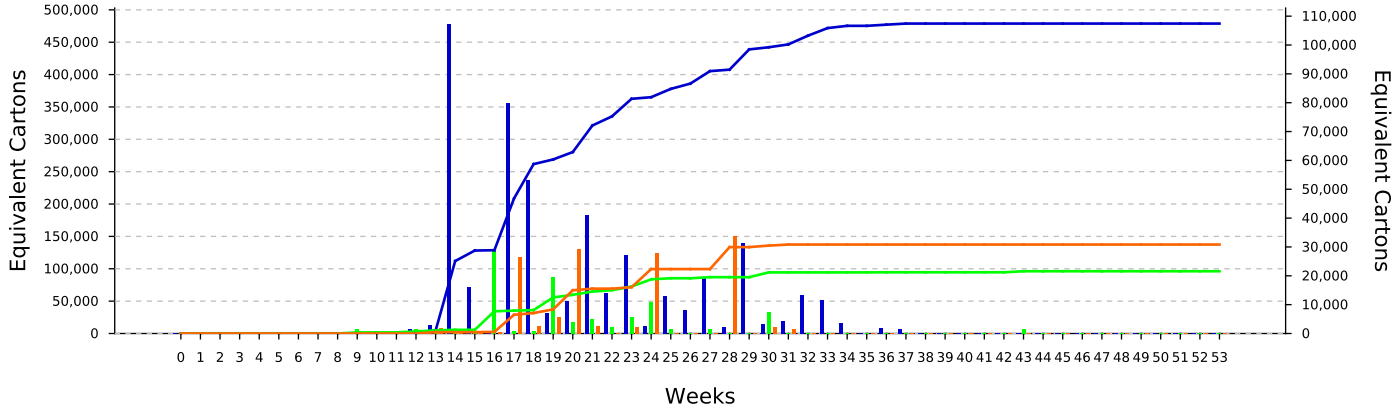



Week	2026 - Current	2026 - Cummulative	2025 - Current	2025 - Cummulative	2024 - Current	2024 - Cummulative
0	0	0	0	0	0	0
1	0	0	0	0	0	0
2	0	0	0	0	0	0
3	0	0	0	0	0	0
4	0	0	0	0	0	0
5	0	0	0	0	0	0
6	0	0	0	0	0	0
7	0	0	0	0	0	0
8	0	0	0	0	0	0
9	0	0	1,671	1,671	0	0
10	0	0	0	1,671	0	0
11	0	0	0	1,671	0	0
12	1,671	1,671	1,504	3,176	0	0
13	2,841	4,513	1,671	4,847	2,059	2,059
14	107,433	111,946	836	5,683	0	2,059
15	16,213	128,158	0	5,683	0	2,059
16	501	128,660	28,629	34,312	418	2,477
17	79,858	208,518	1,003	35,315	26,410	28,887
18	53,180	261,698	836	36,151	2,677	31,565
19	7,183	268,881	19,577	55,728	5,721	37,285
20	11,431	280,312	4,012	59,739	29,461	66,747
21	40,983	321,295	5,014	64,754	2,507	69,254
22	14,134	335,429	2,173	66,927	0	69,254
23	27,129	362,558	5,683	72,610	2,256	71,510
24	2,507	365,065	11,031	83,640	28,001	99,511
25	12,837	377,902	1,712	85,353	0	99,511
26	8,180	386,082	0	85,353	0	99,511
27	19,222	405,304	1,671	87,024	0	99,511
28	2,340	407,644	0	87,024	33,876	133,387
29	31,215	438,859	0	87,024	84	133,471
30	3,342	442,200	7,386	94,410	2,298	135,769
31	4,429	446,630	0	94,410	1,671	137,440
32	13,455	460,085	0	94,410	0	137,440
33	11,700	471,785	0	94,410	0	137,440
34	3,517	475,303	0	94,410	0	137,440
35	0	475,303	0	94,410	0	137,440
36	1,839	477,141	167	94,577	0	137,440
37	1,671	478,813	0	94,577	0	137,440
38	0	478,813	0	94,577	0	137,440
39	0	478,813	0	94,577	0	137,440
40	0	478,813	0	94,577	0	137,440
41	0	478,813	0	94,577	0	137,440
42	0	478,813	0	94,577	0	137,440
43	0	478,813	1,588	96,165	0	137,440
44	0	478,813	0	96,165	0	137,440
45	0	478,813	0	96,165	0	137,440
46	0	478,813	0	96,165	0	137,440
47	0	478,813	0	96,165	0	137,440
48	0	478,813	0	96,165	0	137,440
49	0	478,813	0	96,165	0	137,440
50	0	478,813	0	96,165	0	137,440
51	0	478,813	0	96,165	0	137,440
52	0	478,813	0	96,165	0	137,440
53	0	478,813	0	96,165	0	137,440

Indemnity:
Agri-hub shall take all reasonable precautions to ensure that any information and data provided by Agri-hub from its information sources are correct. Neither Agri-hub nor any of its directors, employees or information sources take any responsibility for action or losses that might occur as a result of the usage of this information.

Note: The airfreight volumes are supplied by PPECB.

LEMONS Despatch Summary per Export Region

(with Historical Data) *(Values expressed in 15.00kg equivalent cartons)*

LEMONS (LE) Exported to Canada (CAN) : Current Season vs Previous Seasons

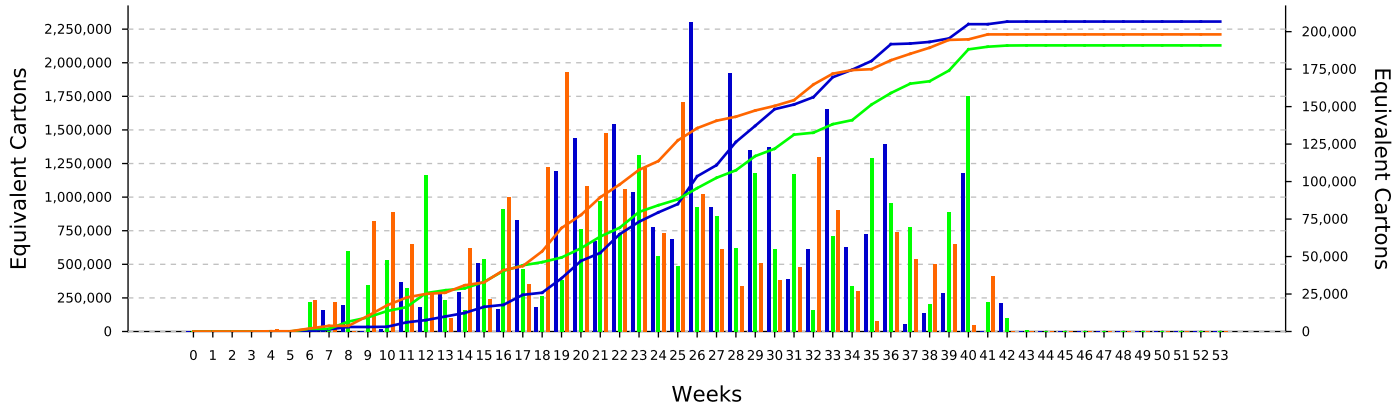

Week	2026 - Current	2026 - Cummulative	2025 - Current	2025 - Cummulative	2024 - Current	2024 - Cummulative
0	0	0	0	0	0	0
1	0	0	0	0	0	0
2	0	0	0	0	0	0
3	0	0	0	0	0	0
4	0	0	0	0	1,779	1,779
5	0	0	0	0	0	1,779
6	1,421	1,421	19,937	19,937	20,690	22,469
7	14,574	15,995	0	19,937	19,624	42,093
8	17,673	33,668	53,887	73,824	0	42,093
9	0	33,668	30,852	104,676	73,486	115,579
10	1,378	35,046	47,821	152,497	79,497	195,076
11	33,162	68,208	28,774	181,272	58,058	253,134
12	16,630	84,838	104,458	285,730	26,607	279,741
13	26,670	111,508	21,291	307,021	8,988	288,729
14	26,381	137,889	14,034	321,055	55,363	344,092
15	45,475	183,364	48,110	369,165	21,846	365,938
16	14,961	198,325	81,624	450,789	89,892	455,830
17	74,412	272,737	41,700	492,488	31,342	487,172
18	16,033	288,770	23,600	516,089	109,624	596,796
19	107,013	395,783	34,547	550,636	173,195	769,991
20	128,990	524,773	68,567	619,203	96,898	866,889
21	60,493	585,266	87,313	706,516	132,104	998,993
22	138,673	723,939	65,411	771,927	94,762	1,093,754
23	92,709	816,648	117,528	889,455	109,169	1,202,923
24	69,822	886,470	50,111	939,566	65,738	1,268,662
25	61,746	948,216	43,813	983,379	153,025	1,421,687
26	206,721	1,154,937	83,204	1,066,583	91,505	1,513,192
27	82,896	1,237,834	77,180	1,143,763	55,110	1,568,303
28	172,409	1,410,243	55,952	1,199,715	30,275	1,598,578
29	120,879	1,531,122	105,591	1,305,306	45,959	1,644,537
30	123,191	1,654,312	54,919	1,360,226	34,297	1,678,834
31	34,693	1,689,006	104,747	1,464,973	42,871	1,721,705
32	54,766	1,743,771	14,421	1,479,394	116,106	1,837,811
33	148,316	1,892,087	63,427	1,542,821	80,826	1,918,637
34	56,114	1,948,201	30,140	1,572,960	26,758	1,945,395
35	64,985	2,013,186	115,732	1,688,692	6,682	1,952,076
36	124,848	2,138,034	85,642	1,774,334	66,385	2,018,461
37	4,847	2,142,881	69,950	1,844,284	48,219	2,066,680
38	12,090	2,154,971	18,025	1,862,310	45,112	2,111,792
39	25,963	2,180,934	79,954	1,942,264	58,039	2,169,831
40	106,000	2,286,934	157,033	2,099,297	4,125	2,173,956
41	0	2,286,934	19,932	2,119,230	36,943	2,210,900
42	19,079	2,306,012	8,963	2,128,193	0	2,210,900
43	418	2,306,430	919	2,129,112	0	2,210,900
44	0	2,306,430	0	2,129,112	0	2,210,900
45	0	2,306,430	0	2,129,112	0	2,210,900
46	0	2,306,430	0	2,129,112	0	2,210,900
47	0	2,306,430	0	2,129,112	0	2,210,900
48	0	2,306,430	0	2,129,112	0	2,210,900
49	0	2,306,430	0	2,129,112	0	2,210,900
50	0	2,306,430	0	2,129,112	0	2,210,900
51	0	2,306,430	0	2,129,112	0	2,210,900
52	0	2,306,430	0	2,129,112	0	2,210,900
53	0	2,306,430	0	2,129,112	0	2,210,900

Indemnity:
Agri-hub shall take all reasonable precautions to ensure that any information and data provided by Agri-hub from its information sources are correct. Neither Agri-hub nor any of its directors, employees or information sources take any responsibility for action or losses that might occur as a result of the usage of this information.

Note: The airfreight volumes are supplied by PPECB.

LEMONS Despatch Summary per Export Region

(with Historical Data) *(Values expressed in 15.00kg equivalent cartons)*

LEMONS (LE) Exported to China (CHN) : Current Season vs Previous Seasons

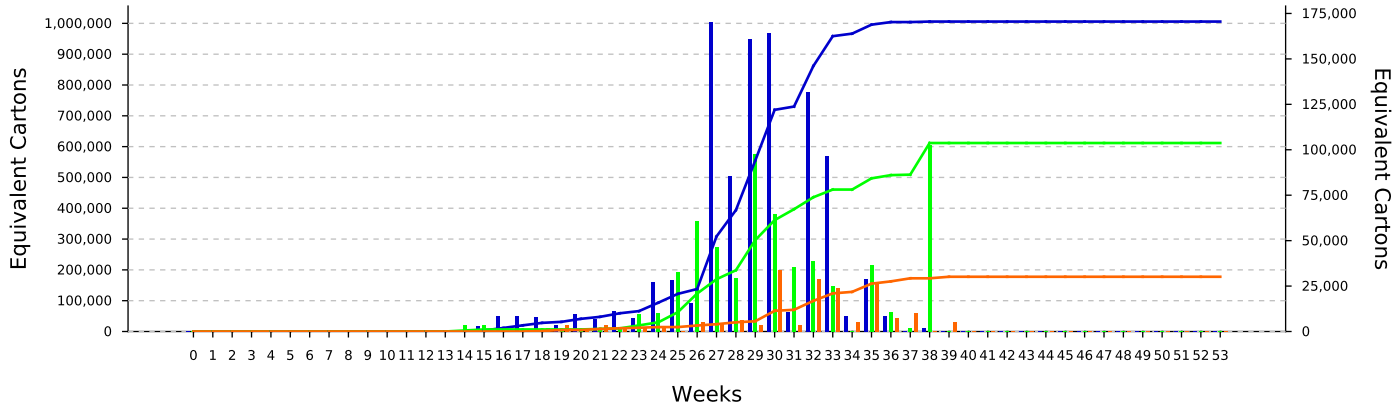

Week	2026 - Current	2026 - Cummulative	2025 - Current	2025 - Cummulative	2024 - Current	2024 - Cummulative
0	0	0	0	0	0	0
1	0	0	0	0	0	0
2	0	0	0	0	0	0
3	0	0	0	0	0	0
4	0	0	0	0	0	0
5	0	0	0	0	0	0
6	0	0	0	0	0	0
7	0	0	0	0	0	0
8	0	0	0	0	0	0
9	0	0	0	0	0	0
10	0	0	0	0	0	0
11	0	0	0	0	0	0
12	0	0	0	0	0	0
13	0	0	0	0	0	0
14	0	0	3,325	3,325	0	0
15	3,247	3,247	3,343	6,668	0	0
16	8,357	11,604	0	6,668	0	0
17	8,357	19,962	0	6,668	0	0
18	8,046	28,007	0	6,668	1,671	1,671
19	3,343	31,350	0	6,668	3,343	5,014
20	9,760	41,110	0	6,668	0	5,014
21	6,613	47,723	1,706	8,374	3,343	8,357
22	11,360	59,083	1,671	10,045	2,135	10,493
23	7,180	66,263	9,778	19,823	1,671	12,164
24	27,411	93,674	10,124	29,947	2,178	14,342
25	28,415	122,089	32,646	62,593	0	14,342
26	15,833	137,922	60,598	123,191	5,148	19,490
27	170,544	308,466	46,368	169,559	4,218	23,709
28	85,464	393,930	29,263	198,822	6,223	29,932
29	160,967	554,897	97,839	296,661	3,343	33,275
30	164,460	719,357	64,881	361,543	33,820	67,095
31	10,697	730,054	35,254	396,797	3,343	70,438
32	131,695	861,749	38,875	435,672	29,004	99,442
33	96,671	958,420	24,949	460,621	24,157	123,599
34	8,274	966,694	0	460,621	5,014	128,613
35	29,074	995,768	36,354	496,974	26,568	155,181
36	8,396	1,004,164	10,480	507,454	7,442	162,623
37	0	1,004,164	1,671	509,125	10,029	172,652
38	1,671	1,005,836	102,571	611,696	0	172,652
39	0	1,005,836	0	611,696	5,014	177,666
40	0	1,005,836	0	611,696	0	177,666
41	0	1,005,836	0	611,696	0	177,666
42	0	1,005,836	0	611,696	0	177,666
43	0	1,005,836	0	611,696	0	177,666
44	0	1,005,836	0	611,696	0	177,666
45	0	1,005,836	0	611,696	0	177,666
46	0	1,005,836	0	611,696	0	177,666
47	0	1,005,836	0	611,696	0	177,666
48	0	1,005,836	0	611,696	0	177,666
49	0	1,005,836	0	611,696	0	177,666
50	0	1,005,836	0	611,696	0	177,666
51	0	1,005,836	0	611,696	0	177,666
52	0	1,005,836	0	611,696	0	177,666
53	0	1,005,836	0	611,696	0	177,666

Indemnity:
Agri-hub shall take all reasonable precautions to ensure that any information and data provided by Agri-hub from its information sources are correct. Neither Agri-hub nor any of its directors, employees or information sources take any responsibility for action or losses that might occur as a result of the usage of this information.

Note: The airfreight volumes are supplied by PPECB.

LEMONS Despatch Summary per Export Region

(with Historical Data) *(Values expressed in 15.00kg equivalent cartons)*

LEMONS (LE) Exported to Europe (EUR) : Current Season vs Previous Seasons

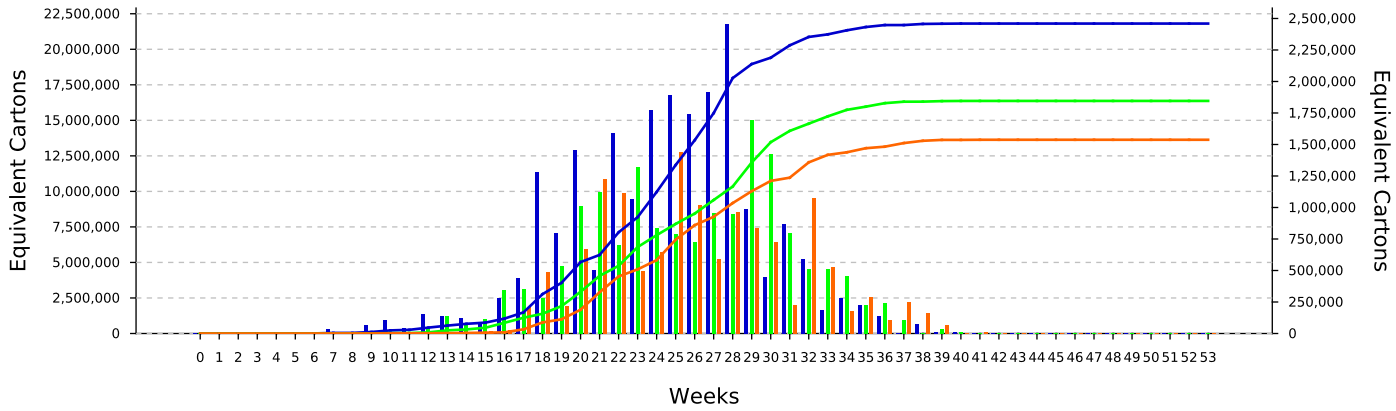

Week	2026 - Current	2026 - Cummulative	2025 - Current	2025 - Cummulative	2024 - Current	2024 - Cummulative
0	0	0	0	0	0	0
1	0	0	0	0	0	0
2	0	0	1,671	1,671	0	0
3	0	0	0	1,671	0	0
4	1,671	1,671	0	1,671	0	0
5	4,743	6,414	0	1,671	0	0
6	0	6,414	0	1,671	2,633	2,633
7	32,193	38,607	0	1,671	0	2,633
8	1,790	40,397	8,428	10,100	0	2,633
9	66,185	106,582	0	10,100	0	2,633
10	110,309	216,891	12,035	22,134	8,398	11,031
11	42,064	258,955	5,964	28,098	3,301	14,332
12	155,469	414,424	50,593	78,692	5,109	19,441
13	141,006	555,430	142,631	221,323	9,159	28,600
14	125,355	680,785	65,772	287,095	11,751	40,351
15	84,518	765,303	118,553	405,648	17,193	57,544
16	284,386	1,049,689	349,156	754,804	24,061	81,605
17	436,626	1,486,314	353,289	1,108,093	212,750	294,355
18	1,282,659	2,768,973	282,563	1,390,656	485,194	779,549
19	801,040	3,570,013	534,515	1,925,171	220,231	999,780
20	1,453,473	5,023,486	1,011,081	2,936,252	673,037	1,672,817
21	507,164	5,530,649	1,119,637	4,055,889	1,226,758	2,899,575
22	1,587,822	7,118,472	706,118	4,762,008	1,114,668	4,014,243
23	1,069,903	8,188,375	1,318,976	6,080,984	498,818	4,513,061
24	1,770,852	9,959,227	840,128	6,921,112	648,440	5,161,501
25	1,896,016	11,855,243	788,970	7,710,082	1,440,880	6,602,380
26	1,742,638	13,597,882	727,408	8,437,490	1,018,179	7,620,559
27	1,913,029	15,510,911	954,992	9,392,482	593,341	8,213,900
28	2,459,523	17,970,434	947,851	10,340,333	963,566	9,177,466
29	987,540	18,957,974	1,694,076	12,034,409	836,277	10,013,742
30	449,860	19,407,835	1,425,186	13,459,596	722,954	10,736,696
31	868,846	20,276,680	796,839	14,256,435	228,201	10,964,897
32	590,076	20,866,757	510,261	14,766,696	1,076,494	12,041,392
33	183,105	21,049,861	512,410	15,279,105	528,990	12,570,382
34	285,270	21,335,131	457,972	15,737,078	180,037	12,750,419
35	230,156	21,565,288	225,309	15,962,386	288,411	13,038,829
36	139,602	21,704,889	245,353	16,207,739	108,067	13,146,897
37	0	21,704,889	103,348	16,311,087	252,859	13,399,756
38	78,426	21,783,315	4,774	16,315,861	159,356	13,559,112
39	14,184	21,797,499	36,649	16,352,510	64,504	13,623,616
40	12,085	21,809,584	12,497	16,365,007	0	13,623,616
41	131	21,809,716	1,389	16,366,397	9,506	13,633,122
42	0	21,809,716	0	16,366,397	0	13,633,122
43	0	21,809,716	585	16,366,982	0	13,633,122
44	0	21,809,716	0	16,366,982	0	13,633,122
45	0	21,809,716	0	16,366,982	0	13,633,122
46	0	21,809,716	0	16,366,982	0	13,633,122
47	0	21,809,716	0	16,366,982	0	13,633,122
48	0	21,809,716	0	16,366,982	0	13,633,122
49	0	21,809,716	0	16,366,982	0	13,633,122
50	0	21,809,716	0	16,366,982	0	13,633,122
51	0	21,809,716	0	16,366,982	0	13,633,122
52	0	21,809,716	0	16,366,982	0	13,633,122
53	0	21,809,716	0	16,366,982	0	13,633,122

Indemnity:
Agri-hub shall take all reasonable precautions to ensure that any information and data provided by Agri-hub from its information sources are correct. Neither Agri-hub nor any of its directors, employees or information sources take any responsibility for action or losses that might occur as a result of the usage of this information.

Note: The airfreight volumes are supplied by PPECB.

LEMONS Despatch Summary per Export Region

(with Historical Data) *(Values expressed in 15.00kg equivalent cartons)*

LEMONS (LE) Exported to Middle East (MEA) : Current Season vs Previous Seasons

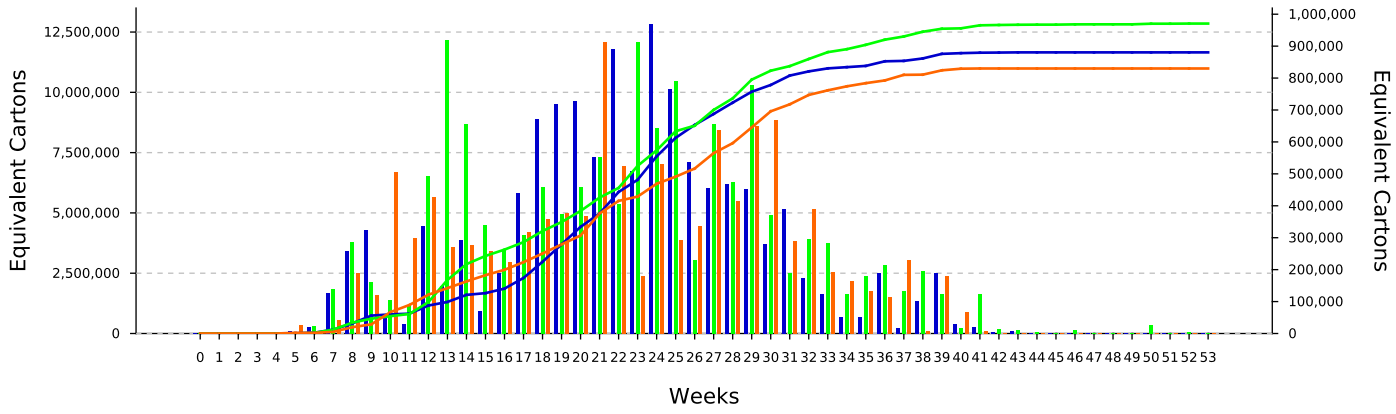

Week	2026 - Current	2026 - Cummulative	2025 - Current	2025 - Cummulative	2024 - Current	2024 - Cummulative
0	0	0	0	0	0	0
1	2,203	2,203	0	0	0	0
2	0	2,203	0	0	0	0
3	3,399	5,603	0	0	0	0
4	0	5,603	992	992	0	0
5	6,789	12,392	1,671	2,663	25,072	25,072
6	21,097	33,488	22,028	24,691	1,671	26,743
7	127,695	161,184	138,053	162,744	43,352	70,095
8	257,365	418,549	288,005	450,749	190,953	261,048
9	324,151	742,700	162,351	613,100	119,967	381,015
10	50,209	792,909	105,332	718,432	504,480	885,495
11	30,086	822,995	89,897	808,329	297,768	1,183,263
12	336,800	1,159,795	494,680	1,303,009	426,413	1,609,676
13	148,428	1,308,223	918,793	2,221,802	271,261	1,880,937
14	293,275	1,601,498	655,091	2,876,893	278,644	2,159,581
15	71,612	1,673,110	339,574	3,216,466	257,884	2,417,465
16	188,663	1,861,773	262,433	3,478,900	223,612	2,641,077
17	440,650	2,302,423	308,311	3,787,211	316,578	2,957,654
18	671,966	2,974,389	459,974	4,247,185	358,121	3,315,776
19	719,043	3,693,432	373,570	4,620,755	377,362	3,693,137
20	727,622	4,421,055	459,279	5,080,034	369,402	4,062,539
21	554,241	4,975,295	553,696	5,633,729	911,432	4,973,971
22	890,677	5,865,972	404,368	6,038,097	523,767	5,497,739
23	508,609	6,374,580	911,902	6,949,999	179,214	5,676,953
24	970,658	7,345,239	644,723	7,594,722	530,974	6,207,927
25	767,198	8,112,437	792,140	8,386,862	294,069	6,501,996
26	536,200	8,648,636	230,821	8,617,683	337,700	6,839,696
27	454,518	9,103,154	654,873	9,272,556	638,683	7,478,379
28	468,633	9,571,787	475,691	9,748,247	413,650	7,892,029
29	451,842	10,023,629	777,697	10,525,944	651,170	8,543,199
30	281,193	10,304,822	371,080	10,897,025	669,470	9,212,669
31	389,672	10,694,494	188,487	11,085,511	289,016	9,501,685
32	173,243	10,867,737	297,240	11,382,751	389,589	9,891,274
33	125,136	10,992,873	282,875	11,665,626	191,993	10,083,267
34	51,015	11,043,888	124,193	11,789,818	165,040	10,248,307
35	52,549	11,096,437	179,380	11,969,199	132,356	10,380,663
36	189,291	11,285,727	214,497	12,183,695	112,802	10,493,465
37	18,514	11,304,241	132,318	12,316,013	230,529	10,723,994
38	100,965	11,405,207	197,216	12,513,229	9,015	10,733,009
39	189,692	11,594,899	123,096	12,636,326	179,514	10,912,523
40	29,368	11,624,267	17,034	12,653,360	66,873	10,979,396
41	19,205	11,643,472	124,706	12,778,066	8,924	10,988,320
42	5,801	11,649,273	14,932	12,792,998	66	10,988,386
43	7,469	11,656,743	9,778	12,802,776	0	10,988,386
44	0	11,656,743	4,727	12,807,503	0	10,988,386
45	0	11,656,743	0	12,807,503	0	10,988,386
46	0	11,656,743	10,029	12,817,532	0	10,988,386
47	0	11,656,743	1,671	12,819,203	0	10,988,386
48	0	11,656,743	0	12,819,203	0	10,988,386
49	0	11,656,743	0	12,819,203	0	10,988,386
50	0	11,656,743	26,743	12,845,947	0	10,988,386
51	0	11,656,743	0	12,845,947	0	10,988,386
52	0	11,656,743	5,315	12,851,262	0	10,988,386
53	0	11,656,743	0	12,851,262	0	10,988,386

Indemnity:
Agri-hub shall take all reasonable precautions to ensure that any information and data provided by Agri-hub from its information sources are correct. Neither Agri-hub nor any of its directors, employees or information sources take any responsibility for action or losses that might occur as a result of the usage of this information.

Note: The airfreight volumes are supplied by PPECB.

LEMONS Despatch Summary per Export Region

(with Historical Data) *(Values expressed in 15.00kg equivalent cartons)*

LEMONS (LE) Exported to North-America (NAM) : Current Season vs Previous Seasons

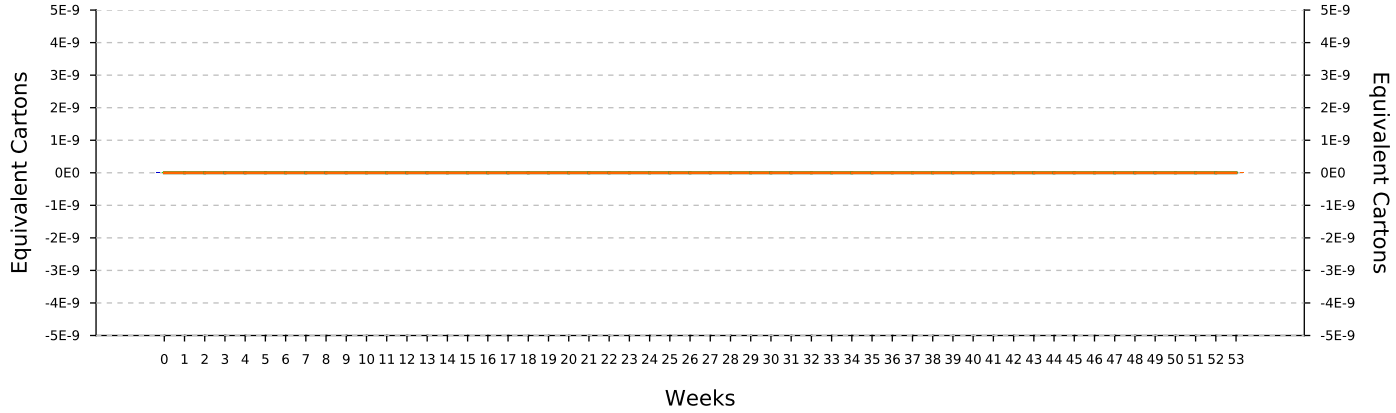

Week	2026 - Current	2026 - Cummulative	2025 - Current	2025 - Cummulative	2024 - Current	2024 - Cummulative
0	0	0	0	0	0	0
1	0	0	0	0	0	0
2	0	0	0	0	0	0
3	0	0	0	0	0	0
4	0	0	0	0	0	0
5	0	0	0	0	0	0
6	0	0	0	0	0	0
7	0	0	0	0	0	0
8	0	0	0	0	0	0
9	0	0	0	0	0	0
10	0	0	0	0	0	0
11	0	0	0	0	0	0
12	0	0	0	0	0	0
13	0	0	0	0	0	0
14	0	0	0	0	0	0
15	0	0	0	0	0	0
16	0	0	0	0	0	0
17	0	0	0	0	0	0
18	0	0	0	0	0	0
19	0	0	0	0	0	0
20	0	0	0	0	0	0
21	0	0	0	0	0	0
22	0	0	0	0	0	0
23	0	0	0	0	0	0
24	0	0	0	0	0	0
25	0	0	0	0	0	0
26	0	0	0	0	0	0
27	0	0	0	0	0	0
28	0	0	0	0	0	0
29	0	0	0	0	0	0
30	0	0	0	0	0	0
31	0	0	0	0	0	0
32	0	0	0	0	0	0
33	0	0	0	0	0	0
34	0	0	0	0	0	0
35	0	0	0	0	0	0
36	0	0	0	0	0	0
37	0	0	0	0	0	0
38	0	0	0	0	0	0
39	0	0	0	0	0	0
40	0	0	0	0	0	0
41	0	0	0	0	0	0
42	0	0	0	0	0	0
43	0	0	0	0	0	0
44	0	0	0	0	0	0
45	0	0	0	0	0	0
46	0	0	0	0	0	0
47	0	0	0	0	0	0
48	0	0	0	0	0	0
49	0	0	0	0	0	0
50	0	0	0	0	0	0
51	0	0	0	0	0	0
52	0	0	0	0	0	0
53	0	0	0	0	0	0

Indemnity:
Agri-hub shall take all reasonable precautions to ensure that any information and data provided by Agri-hub from its information sources are correct. Neither Agri-hub nor any of its directors, employees or information sources take any responsibility for action or losses that might occur as a result of the usage of this information.

Note: The airfreight volumes are supplied by PPECB.

LEMONS Despatch Summary per Export Region

(with Historical Data) *(Values expressed in 15.00kg equivalent cartons)*

LEMONS (LE) Exported to Other (OTH) : Current Season vs Previous Seasons

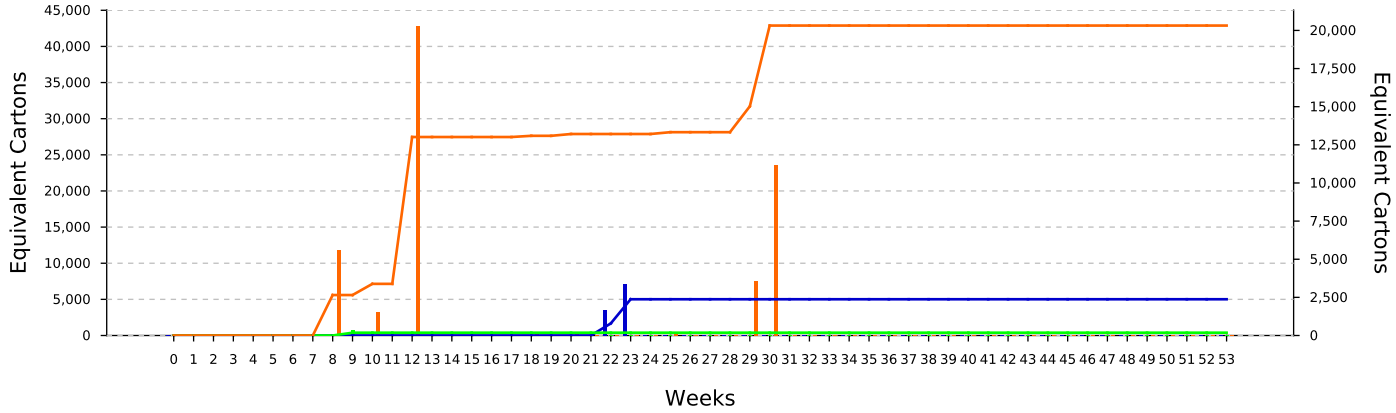

Week	2026 - Current	2026 - Cummulative	2025 - Current	2025 - Cummulative	2024 - Current	2024 - Cummulative
0	0	0	0	0	0	0
1	0	0	0	0	0	0
2	0	0	0	0	0	0
3	0	0	0	0	0	0
4	0	0	0	0	0	0
5	0	0	0	0	0	0
6	0	0	0	0	0	0
7	0	0	0	0	0	0
8	0	0	0	0	5,599	5,599
9	0	0	389	389	0	5,599
10	0	0	0	389	1,546	7,146
11	0	0	0	389	0	7,146
12	0	0	0	389	20,319	27,464
13	0	0	0	389	0	27,464
14	0	0	0	389	0	27,464
15	0	0	0	389	0	27,464
16	0	0	0	389	0	27,464
17	0	0	0	389	0	27,464
18	0	0	0	389	167	27,631
19	0	0	0	389	0	27,631
20	0	0	0	389	251	27,882
21	0	0	0	389	0	27,882
22	1,671	1,671	0	389	0	27,882
23	3,343	5,014	0	389	0	27,882
24	0	5,014	0	389	0	27,882
25	0	5,014	0	389	251	28,133
26	0	5,014	0	389	0	28,133
27	0	5,014	0	389	0	28,133
28	0	5,014	0	389	0	28,133
29	0	5,014	0	389	3,579	31,712
30	0	5,014	0	389	11,173	42,885
31	0	5,014	0	389	0	42,885
32	0	5,014	0	389	0	42,885
33	0	5,014	0	389	0	42,885
34	0	5,014	0	389	0	42,885
35	0	5,014	0	389	0	42,885
36	0	5,014	0	389	0	42,885
37	0	5,014	0	389	0	42,885
38	0	5,014	0	389	0	42,885
39	0	5,014	0	389	0	42,885
40	0	5,014	0	389	0	42,885
41	0	5,014	0	389	0	42,885
42	0	5,014	0	389	0	42,885
43	0	5,014	0	389	0	42,885
44	0	5,014	0	389	0	42,885
45	0	5,014	0	389	0	42,885
46	0	5,014	0	389	0	42,885
47	0	5,014	0	389	0	42,885
48	0	5,014	0	389	0	42,885
49	0	5,014	0	389	0	42,885
50	0	5,014	0	389	0	42,885
51	0	5,014	0	389	0	42,885
52	0	5,014	0	389	0	42,885
53	0	5,014	0	389	0	42,885

Indemnity:
Agri-hub shall take all reasonable precautions to ensure that any information and data provided by Agri-hub from its information sources are correct. Neither Agri-hub nor any of its directors, employees or information sources take any responsibility for action or losses that might occur as a result of the usage of this information.

Note: The airfreight volumes are supplied by PPECB.

LEMONS Despatch Summary per Export Region

(with Historical Data) *(Values expressed in 15.00kg equivalent cartons)*

LEMONS (LE) Exported to Russian Federation (RUS) : Current Season vs Previous Seasons

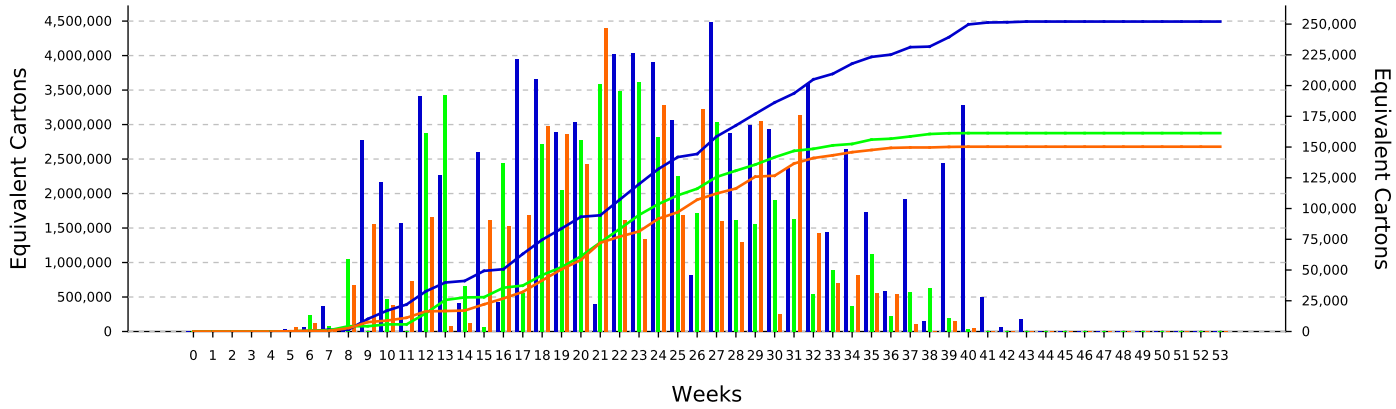

Week	2026 - Current	2026 - Cummulative	2025 - Current	2025 - Cummulative	2024 - Current	2024 - Cummulative
0	0	0	0	0	0	0
1	0	0	0	0	0	0
2	0	0	0	0	0	0
3	0	0	0	0	0	0
4	0	0	0	0	0	0
5	1,671	1,671	0	0	3,343	3,343
6	3,782	5,453	13,071	13,071	6,804	10,147
7	20,506	25,959	4,513	17,584	0	10,147
8	0	25,959	59,155	76,739	37,981	48,128
9	155,993	181,952	0	76,739	87,798	135,926
10	121,299	303,251	26,437	103,177	21,750	157,676
11	87,936	391,187	0	103,177	41,359	199,035
12	191,386	582,573	161,186	264,362	93,163	292,198
13	127,482	710,055	192,509	456,871	4,244	296,443
14	23,352	733,407	37,315	494,187	6,986	303,429
15	145,581	878,988	3,343	497,530	90,280	393,709
16	23,975	902,963	137,133	634,663	85,567	479,275
17	221,593	1,124,556	31,288	665,951	94,527	573,802
18	205,213	1,329,769	152,122	818,073	166,783	740,585
19	162,356	1,492,124	115,204	933,277	160,984	901,569
20	170,197	1,662,322	155,933	1,089,210	136,457	1,038,027
21	22,513	1,684,834	201,407	1,290,618	247,188	1,285,215
22	225,324	1,910,158	195,568	1,486,186	90,292	1,375,506
23	226,751	2,136,909	202,880	1,689,066	75,156	1,450,662
24	218,907	2,355,816	158,430	1,847,496	184,440	1,635,102
25	172,242	2,528,058	126,360	1,973,856	94,384	1,729,486
26	45,762	2,573,820	96,211	2,070,067	180,646	1,910,132
27	252,054	2,825,874	170,209	2,240,276	89,649	1,999,781
28	161,263	2,987,137	90,960	2,331,236	73,158	2,072,939
29	167,851	3,154,988	87,803	2,419,039	171,480	2,244,419
30	164,274	3,319,262	107,249	2,526,288	13,933	2,258,351
31	132,705	3,451,967	91,726	2,618,014	176,281	2,434,632
32	201,955	3,653,922	30,177	2,648,191	80,051	2,514,683
33	81,030	3,734,952	49,707	2,697,898	39,505	2,554,188
34	148,230	3,883,182	20,879	2,718,776	45,696	2,599,884
35	97,396	3,980,577	63,295	2,782,071	31,142	2,631,026
36	33,306	4,013,883	12,901	2,794,972	30,703	2,661,728
37	107,962	4,121,846	32,479	2,827,451	5,996	2,667,725
38	8,385	4,130,230	35,177	2,862,628	0	2,667,725
39	136,989	4,267,219	11,290	2,873,918	8,263	2,675,988
40	184,033	4,451,252	1,797	2,875,715	3,071	2,679,059
41	28,149	4,479,401	0	2,875,715	0	2,679,059
42	3,751	4,483,152	0	2,875,715	0	2,679,059
43	9,893	4,493,045	0	2,875,715	0	2,679,059
44	0	4,493,045	0	2,875,715	0	2,679,059
45	0	4,493,045	0	2,875,715	0	2,679,059
46	0	4,493,045	0	2,875,715	0	2,679,059
47	0	4,493,045	0	2,875,715	0	2,679,059
48	0	4,493,045	0	2,875,715	0	2,679,059
49	0	4,493,045	0	2,875,715	0	2,679,059
50	0	4,493,045	0	2,875,715	0	2,679,059
51	0	4,493,045	0	2,875,715	0	2,679,059
52	0	4,493,045	0	2,875,715	0	2,679,059
53	0	4,493,045	0	2,875,715	0	2,679,059

Indemnity:
Agri-hub shall take all reasonable precautions to ensure that any information and data provided by Agri-hub from its information sources are correct. Neither Agri-hub nor any of its directors, employees or information sources take any responsibility for action or losses that might occur as a result of the usage of this information.

Note: The airfreight volumes are supplied by PPECB.

LEMONS Despatch Summary per Export Region

(with Historical Data) *(Values expressed in 15.00kg equivalent cartons)*

LEMONS (LE) Exported to South East Asia (SEA) : Current Season vs Previous Seasons

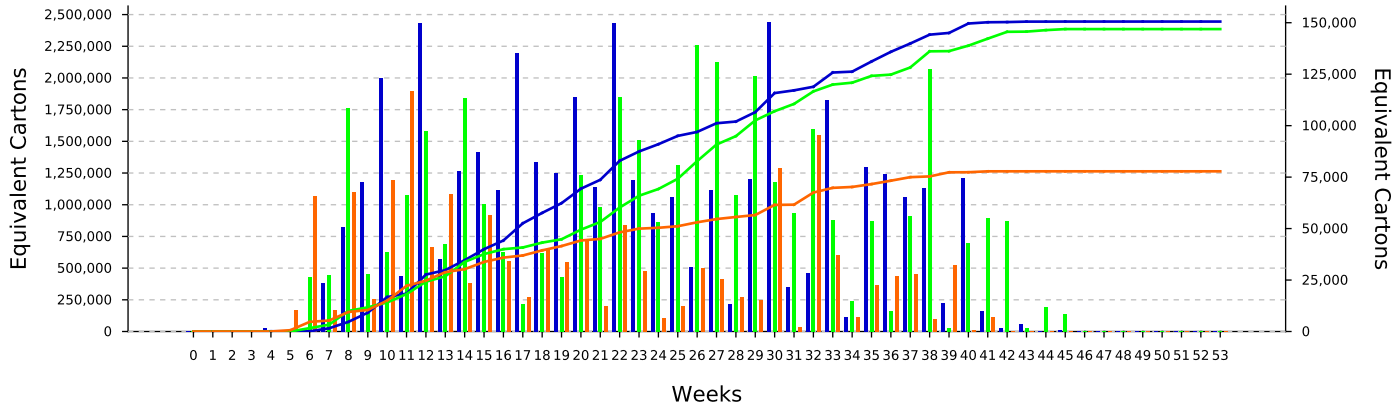

Week	2026 - Current	2026 - Cummulative	2025 - Current	2025 - Cummulative	2024 - Current	2024 - Cummulative
0	0	0	0	0	0	0
1	0	0	0	0	0	0
2	0	0	0	0	0	0
3	0	0	0	0	0	0
4	1,671	1,671	0	0	0	0
5	0	1,671	0	0	10,350	10,350
6	0	1,671	26,692	26,692	65,681	76,031
7	23,632	25,304	27,243	53,935	10,371	86,402
8	50,827	76,131	108,641	162,576	67,686	154,088
9	72,502	148,633	27,949	190,525	15,689	169,777
10	123,142	271,775	38,418	228,943	73,531	243,308
11	27,112	298,887	66,517	295,460	117,016	360,324
12	150,102	448,989	97,450	392,910	41,005	401,330
13	35,401	484,390	42,668	435,578	66,852	468,182
14	78,086	562,476	113,309	548,887	23,612	491,794
15	86,962	649,437	61,716	610,602	56,673	548,467
16	68,549	717,986	38,834	649,437	34,480	582,947
17	135,245	853,231	13,401	662,838	16,735	599,681
18	82,355	935,586	38,303	701,140	40,282	639,964
19	76,782	1,012,368	26,376	727,516	33,986	673,950
20	114,051	1,126,420	75,801	803,317	43,988	717,938
21	70,309	1,196,729	60,455	863,772	12,536	730,474
22	149,819	1,346,548	114,057	977,829	51,626	782,100
23	73,471	1,420,019	93,060	1,070,889	29,318	811,418
24	57,373	1,477,392	53,162	1,124,051	6,736	818,154
25	65,553	1,542,945	80,821	1,204,872	12,353	830,507
26	31,340	1,574,285	139,116	1,343,988	30,890	861,397
27	68,552	1,642,837	131,087	1,475,075	25,490	886,887
28	13,288	1,656,125	66,067	1,541,141	16,532	903,419
29	74,087	1,730,212	124,157	1,665,298	15,363	918,782
30	150,559	1,880,772	72,481	1,737,779	79,617	998,399
31	21,478	1,902,250	57,500	1,795,279	2,173	1,000,572
32	28,340	1,930,590	98,602	1,893,881	95,548	1,096,120
33	112,367	2,042,957	53,950	1,947,831	36,952	1,133,072
34	7,020	2,049,977	14,905	1,962,736	7,142	1,140,214
35	79,813	2,129,789	53,529	2,016,265	22,582	1,162,796
36	76,424	2,206,213	10,183	2,026,449	26,967	1,189,763
37	65,505	2,271,719	56,179	2,082,628	27,721	1,217,484
38	69,803	2,341,521	127,324	2,209,952	5,879	1,223,363
39	13,622	2,355,144	1,671	2,211,624	32,312	1,255,675
40	74,365	2,429,508	43,124	2,254,748	752	1,256,427
41	9,778	2,439,286	55,341	2,310,089	7,177	1,263,604
42	1,504	2,440,791	53,884	2,363,973	0	1,263,604
43	3,575	2,444,366	1,598	2,365,571	0	1,263,604
44	0	2,444,366	11,700	2,377,271	0	1,263,604
45	501	2,444,867	8,274	2,385,545	0	1,263,604
46	0	2,444,867	0	2,385,545	0	1,263,604
47	0	2,444,867	0	2,385,545	0	1,263,604
48	0	2,444,867	0	2,385,545	0	1,263,604
49	0	2,444,867	0	2,385,545	0	1,263,604
50	0	2,444,867	0	2,385,545	0	1,263,604
51	0	2,444,867	0	2,385,545	0	1,263,604
52	0	2,444,867	0	2,385,545	0	1,263,604
53	0	2,444,867	0	2,385,545	0	1,263,604

Indemnity:
Agri-hub shall take all reasonable precautions to ensure that any information and data provided by Agri-hub from its information sources are correct. Neither Agri-hub nor any of its directors, employees or information sources take any responsibility for action or losses that might occur as a result of the usage of this information.

Note: The airfreight volumes are supplied by PPECB.

LEMONS Despatch Summary per Export Region

(with Historical Data) *(Values expressed in 15.00kg equivalent cartons)*

LEMONS (LE) Exported to United Kingdom (UKI) : Current Season vs Previous Seasons

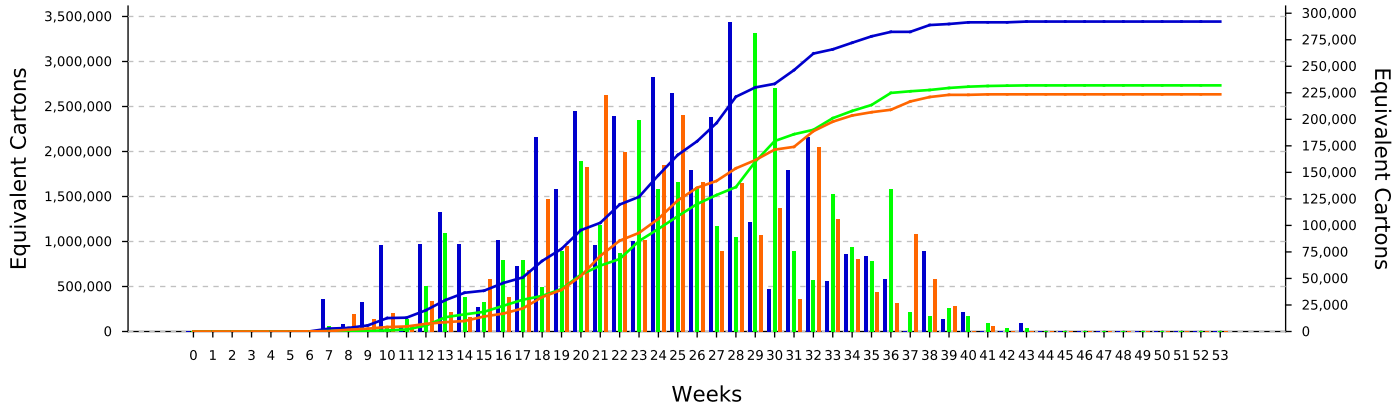

Week	2026 - Current	2026 - Cummulative	2025 - Current	2025 - Cummulative	2024 - Current	2024 - Cummulative
0	0	0	0	0	0	0
1	0	0	0	0	0	0
2	0	0	0	0	0	0
3	0	0	0	0	0	0
4	0	0	0	0	0	0
5	0	0	0	0	0	0
6	1,421	1,421	0	0	1,671	1,671
7	30,774	32,194	5,014	5,014	1,598	3,270
8	7,522	39,716	1,671	6,686	16,632	19,902
9	28,216	67,932	1,671	8,357	11,880	31,782
10	81,135	149,067	3,134	11,491	17,914	49,696
11	4,831	153,898	11,455	22,946	6,319	56,015
12	82,148	236,046	42,922	65,868	29,187	85,202
13	112,271	348,317	92,609	158,477	18,387	103,588
14	82,442	430,758	32,233	190,710	13,257	116,845
15	22,625	453,383	27,777	218,487	49,695	166,539
16	86,033	539,416	67,657	286,144	32,581	199,120
17	61,293	600,709	66,979	353,123	57,852	256,973
18	183,163	783,872	42,348	395,471	125,210	382,183
19	134,269	918,141	75,941	471,412	80,437	462,620
20	208,111	1,126,252	160,376	631,789	154,621	617,241
21	81,272	1,207,524	99,992	731,781	222,606	839,847
22	203,005	1,410,529	73,615	805,396	169,397	1,009,244
23	85,630	1,496,159	199,721	1,005,117	86,424	1,095,669
24	240,198	1,736,357	134,612	1,139,729	156,908	1,252,577
25	224,943	1,961,300	141,280	1,281,009	204,093	1,456,670
26	152,597	2,113,897	135,759	1,416,768	140,824	1,597,494
27	202,112	2,316,009	99,546	1,516,313	75,434	1,672,928
28	292,143	2,608,152	88,628	1,604,942	139,962	1,812,890
29	103,607	2,711,760	281,406	1,886,348	91,079	1,903,969
30	40,162	2,751,922	229,539	2,115,887	116,745	2,020,714
31	152,323	2,904,245	76,148	2,192,035	30,956	2,051,670
32	183,502	3,087,747	48,941	2,240,976	173,959	2,225,629
33	47,136	3,134,884	129,383	2,370,359	105,720	2,331,349
34	73,465	3,208,348	79,914	2,450,273	68,305	2,399,654
35	70,847	3,279,195	66,472	2,516,745	36,846	2,436,500
36	49,868	3,329,063	133,881	2,650,626	27,134	2,463,634
37	251	3,329,314	18,480	2,669,106	92,074	2,555,708
38	75,536	3,404,850	14,367	2,683,473	49,381	2,605,089
39	11,620	3,416,470	22,427	2,705,899	24,221	2,629,310
40	18,424	3,434,894	14,163	2,720,062	0	2,629,310
41	350	3,435,244	7,822	2,727,884	5,287	2,634,597
42	0	3,435,244	3,332	2,731,217	418	2,635,015
43	8,303	3,443,547	3,091	2,734,308	0	2,635,015
44	0	3,443,547	0	2,734,308	0	2,635,015
45	0	3,443,547	0	2,734,308	0	2,635,015
46	0	3,443,547	167	2,734,475	0	2,635,015
47	0	3,443,547	0	2,734,475	0	2,635,015
48	0	3,443,547	0	2,734,475	0	2,635,015
49	0	3,443,547	0	2,734,475	0	2,635,015
50	0	3,443,547	0	2,734,475	0	2,635,015
51	0	3,443,547	0	2,734,475	0	2,635,015
52	0	3,443,547	0	2,734,475	0	2,635,015
53	0	3,443,547	0	2,734,475	0	2,635,015

Indemnity:
Agri-hub shall take all reasonable precautions to ensure that any information and data provided by Agri-hub from its information sources are correct. Neither Agri-hub nor any of its directors, employees or information sources take any responsibility for action or losses that might occur as a result of the usage of this information.

Note: The airfreight volumes are supplied by PPECB.

LEMONS Despatch Summary per Export Region

(with Historical Data) *(Values expressed in 15.00kg equivalent cartons)*

LEMONS (LE) Exported to United States (US) : Current Season vs Previous Seasons

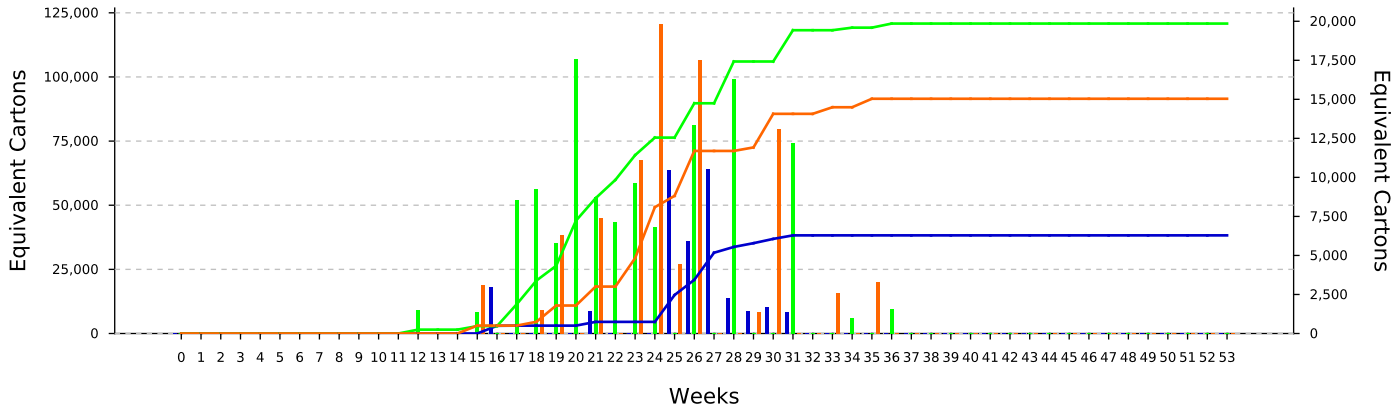

Week	2026 - Current	2026 - Cummulative	2025 - Current	2025 - Cummulative	2024 - Current	2024 - Cummulative
0	0	0	0	0	0	0
1	0	0	0	0	0	0
2	0	0	0	0	0	0
3	0	0	0	0	0	0
4	0	0	0	0	0	0
5	0	0	0	0	0	0
6	0	0	0	0	0	0
7	0	0	0	0	0	0
8	0	0	0	0	0	0
9	0	0	0	0	0	0
10	0	0	0	0	0	0
11	0	0	0	0	0	0
12	0	0	1,504	1,504	0	0
13	0	0	0	1,504	0	0
14	0	0	0	1,504	0	0
15	0	0	1,378	2,882	3,080	3,080
16	3,009	3,009	0	2,882	0	3,080
17	61	3,069	8,521	11,403	0	3,080
18	0	3,069	9,235	20,638	1,483	4,563
19	0	3,069	5,765	26,402	6,341	10,904
20	0	3,069	17,566	43,968	0	10,904
21	1,463	4,532	8,773	52,741	7,388	18,292
22	0	4,532	7,143	59,884	0	18,292
23	0	4,532	9,627	69,511	11,085	29,378
24	0	4,532	6,853	76,364	19,853	49,230
25	10,464	14,996	0	76,364	4,427	53,658
26	5,932	20,928	13,382	89,746	17,500	71,158
27	10,556	31,484	0	89,746	0	71,158
28	2,256	33,740	16,281	106,027	0	71,158
29	1,463	35,203	0	106,027	1,378	72,536
30	1,671	36,874	0	106,027	13,090	85,626
31	1,378	38,252	12,193	118,220	0	85,626
32	0	38,252	0	118,220	0	85,626
33	0	38,252	0	118,220	2,570	88,195
34	0	38,252	1,003	119,223	0	88,195
35	0	38,252	0	119,223	3,308	91,503
36	0	38,252	1,588	120,811	0	91,503
37	0	38,252	0	120,811	0	91,503
38	0	38,252	0	120,811	0	91,503
39	0	38,252	0	120,811	0	91,503
40	0	38,252	0	120,811	0	91,503
41	0	38,252	0	120,811	0	91,503
42	0	38,252	0	120,811	0	91,503
43	0	38,252	0	120,811	0	91,503
44	0	38,252	0	120,811	0	91,503
45	0	38,252	0	120,811	0	91,503
46	0	38,252	0	120,811	0	91,503
47	0	38,252	0	120,811	0	91,503
48	0	38,252	0	120,811	0	91,503
49	0	38,252	0	120,811	0	91,503
50	0	38,252	0	120,811	0	91,503
51	0	38,252	0	120,811	0	91,503
52	0	38,252	0	120,811	0	91,503
53	0	38,252	0	120,811	0	91,503

Indemnity:
Agri-hub shall take all reasonable precautions to ensure that any information and data provided by Agri-hub from its information sources are correct. Neither Agri-hub nor any of its directors, employees or information sources take any responsibility for action or losses that might occur as a result of the usage of this information.

Note: The airfreight volumes are supplied by PPECB.

Glossary of Key Terms

Actual Cartons (ActCtn)

- Number of cartons that are on a pallet as provided by data source. (The number cartons can differ depending on the pack type code e.g. J60B has 2 cartons, and A15C has 80 cartons)

Country of Origin

- Reports are based on South African exports only. The country of origin code in the data source is ZA.

Equivalent Cartons (EqvCtns)

- The net mass provided by the data source, divided by the standard mass as per commodity.
- Nett mass is validated to be within certain tolerance based on pack type codes. e.g. Grapes standard mass is 4.5 kg where the Oranges are 15kg and Grapefruit is at 17kg

Pallet Quantity (Plt_Qty)

- The Pallet Quantity provided by data source. No distinction is made between pallet types

Port Of Loading (POL)

- Port of Loading

Shipped Date

- Shipped date is the sail date from the Port of Loading for the vessel.
- Pomefruit & Stonefruit - Shipped Date / Export Week is the date of the last South African port of loading
- (Initially the shipped date is received from the data source.
  The vessel sail date is updated according to Marine traffic and Transnet to use the actual shipped dates)

Shipped_week

- The week of the year, starting on a Monday, derived from the shipped date.
- Pome and Stone fruit use Shipped_week_za in this field.

Shipped_week_pol

- The week of the year, starting on a Monday, derived from the shipped date when the vessel left the port.

Shipped_week_za

- The week of the year, starting on a Monday, derived from the shipped date when the vessel left the last South African POL. (NOT the port the container was loaded in)

Indemnity:
Agri-hub shall take all reasonable precautions to ensure that any information and data provided by Agri-hub from its information sources are correct. Neither Agri-hub nor any of its directors, employees or information sources take any responsibility for action or losses that might occur as a result of the usage of this information.

Glossary of Key Terms

Year To Date (YTD)

- Year To Date (YTD) Data for the current season. The season dates are managed on commodity level.

Indemnity:
Agri-hub shall take all reasonable precautions to ensure that any information and data provided by Agri-hub from its information sources are correct. Neither Agri-hub nor any of its directors, employees or information sources take any responsibility for action or losses that might occur as a result of the usage of this information.