NAVELS (NV): Current Season vs Previous Season

Current Season (2026) (YTD)

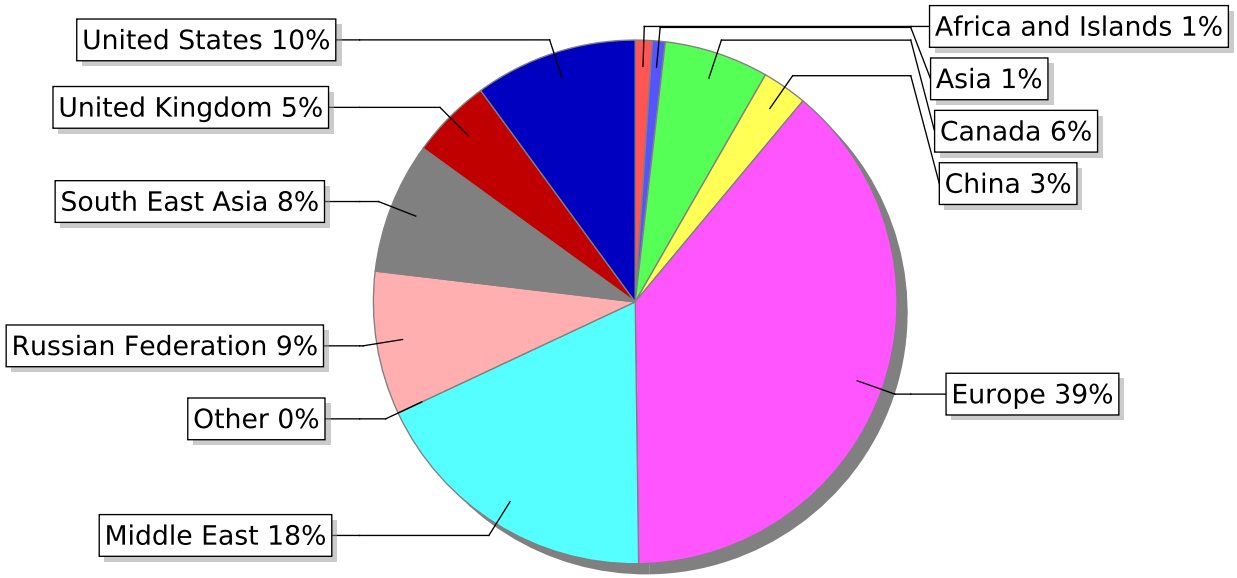

Previous Season (2025) (YTD)

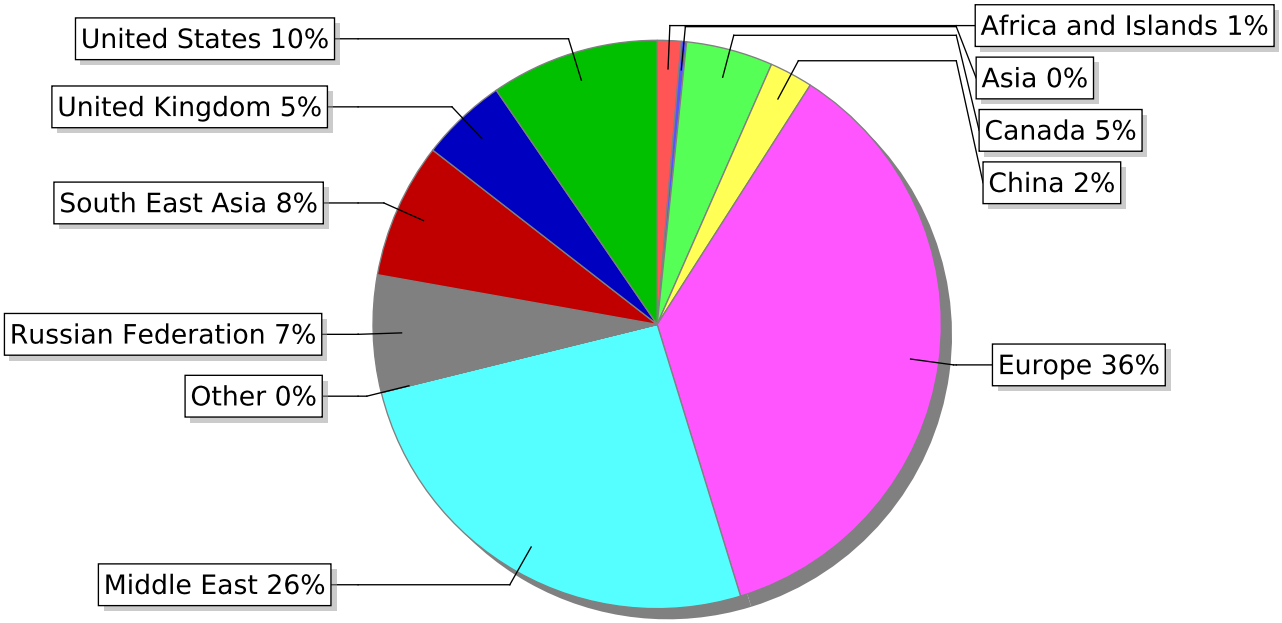

Indemnity:
Agri-hub shall take all reasonable precautions to ensure that any information and data provided by Agri-hub from its information sources are correct. Neither Agri-hub nor any of its directors, employees or information sources take any responsibility for action or losses that might occur as a result of the usage of this information.

Note: The airfreight volumes are supplied by PPECB.

ORANGES Despatch Summary per Export

(with Historical Data) (Values expressed in 15.00kg equivalent cartons)

NAVELS (NV) Exported to All Regions : Current Season vs Previous Seasons

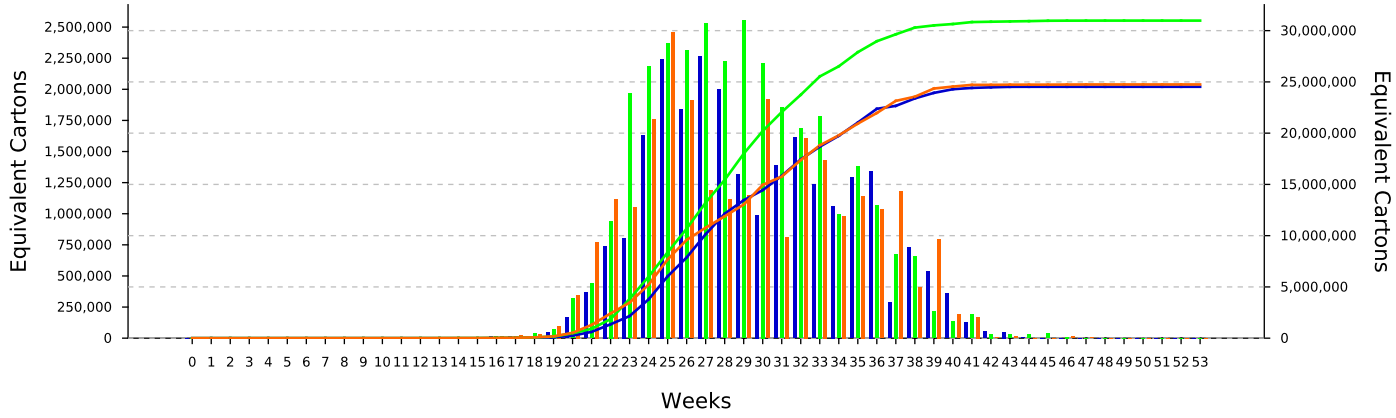

Week	2026 - Current	2026 - Cummulative	2025 - Current	2025 - Cummulative	2024 - Current	2024 - Cummulative
0	0	0	0	0	0	0
1	0	0	0	0	0	0
2	0	0	1,914	1,914	0	0
3	0	0	0	1,914	0	0
4	0	0	0	1,914	0	0
5	0	0	1,664	3,578	2,413	2,413
6	0	0	0	3,578	774	3,187
7	0	0	0	3,578	0	3,187
8	0	0	0	3,578	0	3,187
9	0	0	0	3,578	0	3,187
10	0	0	0	3,578	0	3,187
11	0	0	250	3,827	0	3,187
12	0	0	143	3,971	0	3,187
13	0	0	0	3,971	832	4,019
14	0	0	6,656	10,627	5,120	9,139
15	910	910	582	11,209	1,595	10,733
16	15,983	16,893	13,289	24,497	11,612	22,345
17	14,956	31,849	13,215	37,712	23,781	46,126
18	3,316	35,165	41,221	78,933	29,068	75,194
19	45,833	80,998	74,548	153,482	97,147	172,341
20	166,493	247,491	321,352	474,833	348,217	520,558
21	367,163	614,654	441,350	916,183	772,037	1,292,595
22	739,440	1,354,094	940,678	1,856,860	1,118,128	2,410,723
23	804,048	2,158,142	1,965,798	3,822,659	1,055,128	3,465,851
24	1,631,011	3,789,153	2,180,813	6,003,472	1,755,909	5,221,760
25	2,243,430	6,032,583	2,371,440	8,374,912	2,455,583	7,677,343
26	1,842,634	7,875,217	2,311,886	10,686,798	1,910,417	9,587,760
27	2,268,308	10,143,525	2,532,519	13,219,317	1,184,125	10,771,886
28	1,996,713	12,140,238	2,223,256	15,442,573	1,114,537	11,886,423
29	1,313,468	13,453,706	2,552,065	17,994,638	1,145,545	13,031,968
30	988,984	14,442,690	2,210,538	20,205,177	1,920,157	14,952,125
31	1,385,717	15,828,407	1,851,601	22,056,778	813,087	15,765,212
32	1,613,038	17,441,445	1,683,174	23,739,952	1,608,877	17,374,089
33	1,236,180	18,677,625	1,786,637	25,526,589	1,432,647	18,806,736
34	1,062,624	19,740,249	991,553	26,518,142	981,140	19,787,875
35	1,290,850	21,031,098	1,379,199	27,897,341	1,141,860	20,929,735
36	1,343,669	22,374,767	1,068,377	28,965,718	1,035,984	21,965,719
37	286,584	22,661,351	675,299	29,641,017	1,183,352	23,149,071
38	728,107	23,389,457	657,273	30,298,290	407,089	23,556,160
39	537,612	23,927,069	213,274	30,511,564	796,785	24,352,945
40	360,142	24,287,211	135,337	30,646,900	187,771	24,540,716
41	127,702	24,414,913	188,924	30,835,824	169,264	24,709,980
42	55,099	24,470,012	33,320	30,869,144	3,183	24,713,163
43	49,962	24,519,974	28,494	30,897,638	15,833	24,728,996
44	6,656	24,526,630	28,134	30,925,772	1,457	24,730,453
45	0	24,526,630	39,000	30,964,772	0	24,730,453
46	0	24,526,630	10,035	30,974,807	11,840	24,742,292
47	0	24,526,630	1,047	30,975,854	6,157	24,748,449
48	0	24,526,630	2,483	30,978,337	0	24,748,449
49	0	24,526,630	0	30,978,337	0	24,748,449
50	0	24,526,630	0	30,978,337	250	24,748,699
51	0	24,526,630	0	30,978,337	797	24,749,496
52	0	24,526,630	0	30,978,337	0	24,749,496
53	0	24,526,630	0	30,978,337	0	24,749,496

Indemnity:
Agri-hub shall take all reasonable precautions to ensure that any information and data provided by Agri-hub from its information sources are correct. Neither Agri-hub nor any of its directors, employees or information sources take any responsibility for action or losses that might occur as a result of the usage of this information.

Note: The airfreight volumes are supplied by PPECB.

17/11/2026 01:57

ORANGES Despatch Summary per Export

(with Historical Data) (Values expressed in 15.00kg equivalent cartons)

NAVELS (NV) Exported to Africa and Islands (AFI) : Current Season vs Previous Seasons

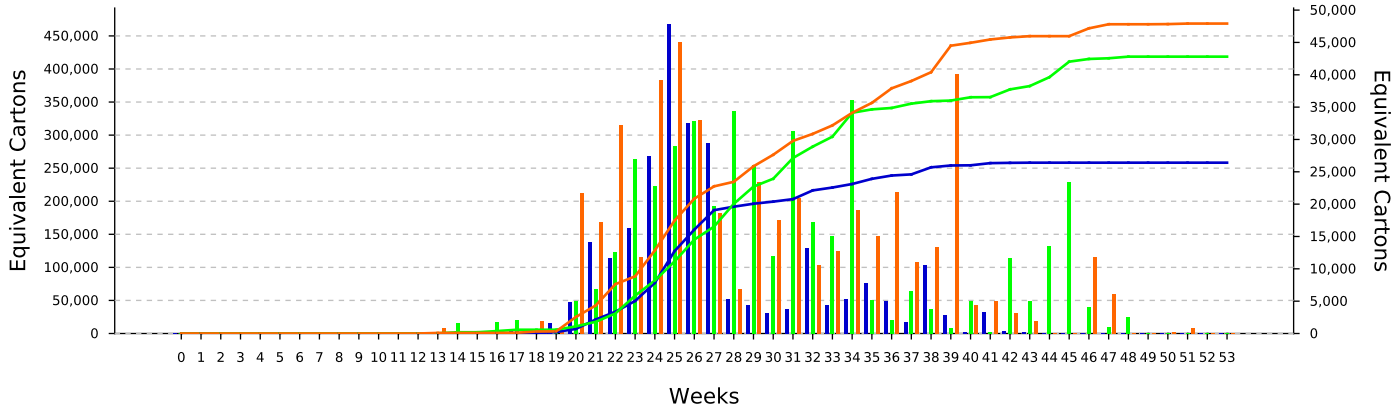

Week	2026 - Current	2026 - Cummulative	2025 - Current	2025 - Cummulative	2024 - Current	2024 - Cummulative
0	0	0	0	0	0	0
1	0	0	0	0	0	0
2	0	0	250	250	0	0
3	0	0	0	250	0	0
4	0	0	0	250	0	0
5	0	0	0	250	0	0
6	0	0	0	250	0	0
7	0	0	0	250	0	0
8	0	0	0	250	0	0
9	0	0	0	250	0	0
10	0	0	0	250	0	0
11	0	0	0	250	0	0
12	0	0	0	250	0	0
13	0	0	0	250	832	832
14	0	0	1,664	1,914	0	832
15	0	0	0	1,914	0	832
16	0	0	1,773	3,687	0	832
17	499	499	2,016	5,703	291	1,123
18	0	499	0	5,703	1,862	2,985
19	1,664	2,163	0	5,703	250	3,234
20	4,819	6,982	5,075	10,778	21,775	25,009
21	14,115	21,098	6,898	17,676	17,289	42,298
22	11,718	32,815	12,626	30,302	32,235	74,533
23	16,383	49,199	26,979	57,281	11,894	86,428
24	27,463	76,662	22,806	80,086	39,268	125,696
25	47,917	124,579	28,914	109,000	45,135	170,831
26	32,475	157,054	32,919	141,920	33,038	203,869
27	29,418	186,473	19,769	161,688	18,644	222,513
28	5,292	191,765	34,332	196,021	6,905	229,418
29	4,482	196,247	26,085	222,105	23,389	252,807
30	3,162	199,409	11,949	234,054	17,475	270,282
31	3,754	203,163	31,287	265,341	20,970	291,252
32	13,201	216,365	17,244	282,585	10,607	301,859
33	4,343	220,708	15,057	297,642	12,826	314,684
34	5,325	226,033	36,164	333,806	19,020	333,704
35	7,831	233,864	5,111	338,917	15,085	348,789
36	5,020	238,884	2,128	341,046	21,916	370,705
37	1,747	240,631	6,525	347,571	11,101	381,807
38	10,635	251,266	3,744	351,315	13,310	395,117
39	2,829	254,095	915	352,230	40,085	435,202
40	229	254,324	4,992	357,222	4,390	439,593
41	3,328	257,652	227	357,449	5,020	444,613
42	416	258,068	11,663	369,112	3,100	447,713
43	250	258,318	5,066	374,178	1,928	449,640
44	0	258,318	13,478	387,656	0	449,640
45	0	258,318	23,411	411,067	0	449,640
46	0	258,318	4,069	415,136	11,840	461,480
47	0	258,318	1,047	416,183	6,157	467,637
48	0	258,318	2,483	418,666	0	467,637
49	0	258,318	0	418,666	0	467,637
50	0	258,318	0	418,666	250	467,886
51	0	258,318	0	418,666	797	468,684
52	0	258,318	0	418,666	0	468,684
53	0	258,318	0	418,666	0	468,684

Indemnity:
Agri-hub shall take all reasonable precautions to ensure that any information and data provided by Agri-hub from its information sources are correct. Neither Agri-hub nor any of its directors, employees or information sources take any responsibility for action or losses that might occur as a result of the usage of this information.

Note: The airfreight volumes are supplied by PPECB.

ORANGES Despatch Summary per Export

(with Historical Data) (Values expressed in 15.00kg equivalent cartons)

NAVELS (NV) Exported to Asia (ASA) : Current Season vs Previous Seasons

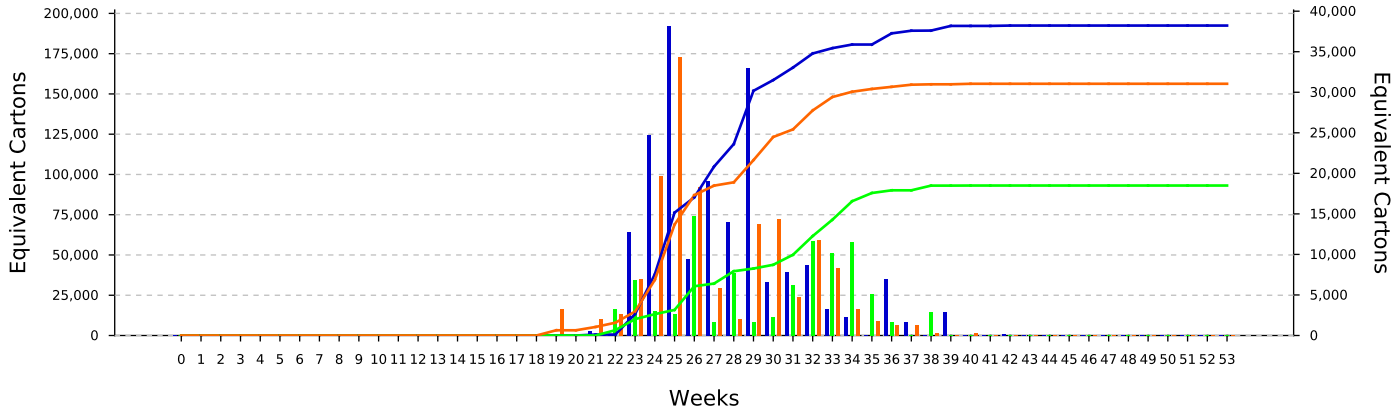

Week	2026 - Current	2026 - Cummulative	2025 - Current	2025 - Cummulative	2024 - Current	2024 - Cummulative
0	0	0	0	0	0	0
1	0	0	0	0	0	0
2	0	0	0	0	0	0
3	0	0	0	0	0	0
4	0	0	0	0	0	0
5	0	0	0	0	0	0
6	0	0	0	0	0	0
7	0	0	0	0	0	0
8	0	0	0	0	0	0
9	0	0	0	0	0	0
10	0	0	0	0	0	0
11	0	0	0	0	0	0
12	0	0	0	0	0	0
13	0	0	0	0	0	0
14	0	0	0	0	0	0
15	0	0	0	0	0	0
16	0	0	0	0	0	0
17	0	0	0	0	0	0
18	0	0	0	0	0	0
19	0	0	0	0	3,245	3,245
20	0	0	0	0	0	3,245
21	582	582	0	0	2,080	5,325
22	0	582	3,328	3,328	2,628	7,953
23	12,787	13,370	6,848	10,176	6,938	14,891
24	24,698	38,067	3,078	13,254	19,677	34,567
25	38,225	76,293	2,637	15,891	34,306	68,874
26	9,481	85,773	14,690	30,581	18,272	87,146
27	19,087	104,860	1,664	32,245	5,907	93,053
28	14,026	118,886	7,667	39,912	2,080	95,133
29	33,049	151,936	1,664	41,576	13,781	108,913
30	6,656	158,592	2,330	43,906	14,334	123,247
31	7,778	166,369	6,193	50,099	4,742	127,990
32	8,736	175,105	11,648	61,747	11,758	139,748
33	3,328	178,433	10,158	71,905	8,325	148,073
34	2,246	180,680	11,482	83,387	3,288	151,361
35	0	180,680	5,105	88,491	1,734	153,096
36	6,918	187,598	1,664	90,155	1,318	154,414
37	1,664	189,262	0	90,155	1,318	155,732
38	83	189,345	2,912	93,067	254	155,986
39	2,895	192,240	0	93,067	0	155,986
40	0	192,240	51	93,119	332	156,318
41	0	192,240	0	93,119	0	156,318
42	215	192,455	0	93,119	0	156,318
43	0	192,455	0	93,119	0	156,318
44	0	192,455	0	93,119	0	156,318
45	0	192,455	0	93,119	0	156,318
46	0	192,455	0	93,119	0	156,318
47	0	192,455	0	93,119	0	156,318
48	0	192,455	0	93,119	0	156,318
49	0	192,455	0	93,119	0	156,318
50	0	192,455	0	93,119	0	156,318
51	0	192,455	0	93,119	0	156,318
52	0	192,455	0	93,119	0	156,318
53	0	192,455	0	93,119	0	156,318

Indemnity:
Agri-hub shall take all reasonable precautions to ensure that any information and data provided by Agri-hub from its information sources are correct. Neither Agri-hub nor any of its directors, employees or information sources take any responsibility for action or losses that might occur as a result of the usage of this information.

Note: The airfreight volumes are supplied by PPECB.

17/11/2026 01:58

ORANGES Despatch Summary per Export

(with Historical Data) (Values expressed in 15.00kg equivalent cartons)

NAVELS (NV) Exported to Canada (CAN) : Current Season vs Previous Seasons

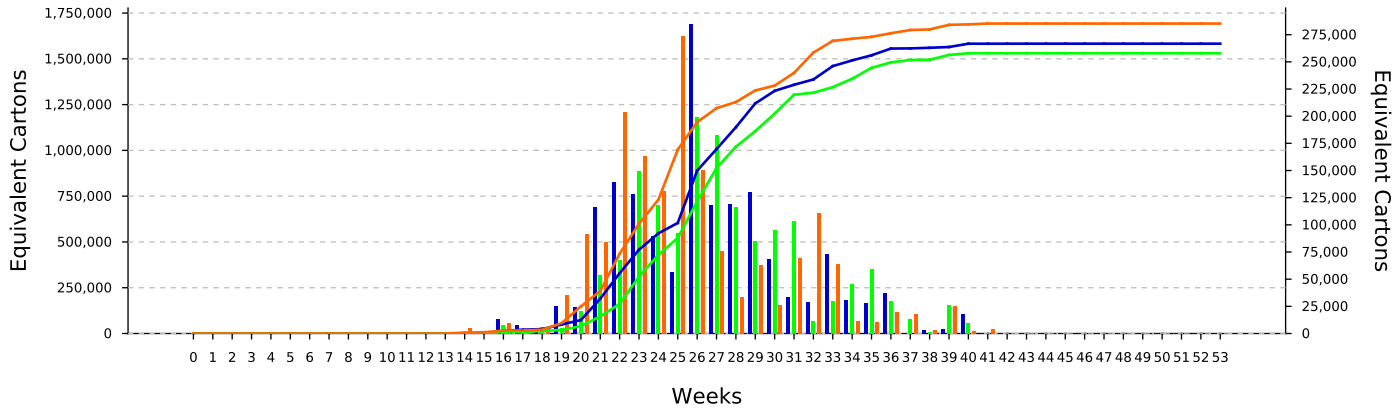

Week	2026 - Current	2026 - Cummulative	2025 - Current	2025 - Cummulative	2024 - Current	2024 - Cummulative
0	0	0	0	0	0	0
1	0	0	0	0	0	0
2	0	0	0	0	0	0
3	0	0	0	0	0	0
4	0	0	0	0	0	0
5	0	0	0	0	0	0
6	0	0	0	0	0	0
7	0	0	0	0	0	0
8	0	0	0	0	0	0
9	0	0	0	0	0	0
10	0	0	0	0	0	0
11	0	0	0	0	0	0
12	0	0	0	0	0	0
13	0	0	0	0	0	0
14	0	0	0	0	5,120	5,120
15	0	0	0	0	1,595	6,714
16	12,943	12,943	7,946	7,946	9,199	15,913
17	7,720	20,663	0	7,946	250	16,163
18	3,316	23,979	5,848	13,794	4,659	20,822
19	24,979	48,958	5,472	19,266	35,486	56,308
20	24,514	73,472	20,975	40,241	91,595	147,903
21	116,722	190,195	53,972	94,213	84,438	232,341
22	139,431	329,625	67,324	161,537	203,420	435,762
23	127,947	457,572	149,629	311,166	163,715	599,477
24	89,475	547,047	118,173	429,339	131,221	730,698
25	56,826	603,873	92,755	522,094	273,464	1,004,162
26	285,239	889,112	199,407	721,501	150,306	1,154,468
27	117,869	1,006,981	182,237	903,737	75,839	1,230,307
28	119,601	1,126,582	116,068	1,019,806	33,866	1,264,173
29	129,849	1,256,432	85,345	1,105,151	63,036	1,327,209
30	68,491	1,324,923	95,554	1,200,705	26,529	1,353,738
31	33,363	1,358,286	103,161	1,303,866	69,365	1,423,104
32	29,070	1,387,356	11,249	1,315,115	111,115	1,534,219
33	72,834	1,460,190	30,072	1,345,187	63,937	1,598,156
34	31,260	1,491,450	45,998	1,391,185	11,413	1,609,569
35	27,763	1,519,213	59,446	1,450,631	10,234	1,619,802
36	36,861	1,556,074	29,761	1,480,393	19,824	1,639,626
37	788	1,556,863	13,141	1,493,534	17,694	1,657,320
38	3,463	1,560,325	1,517	1,495,051	3,161	1,660,481
39	4,148	1,564,474	26,282	1,521,333	25,067	1,685,547
40	18,106	1,582,580	9,233	1,530,566	2,755	1,688,303
41	0	1,582,580	0	1,530,566	4,258	1,692,561
42	72	1,582,651	0	1,530,566	0	1,692,561
43	0	1,582,651	0	1,530,566	0	1,692,561
44	0	1,582,651	0	1,530,566	0	1,692,561
45	0	1,582,651	0	1,530,566	0	1,692,561
46	0	1,582,651	0	1,530,566	0	1,692,561
47	0	1,582,651	0	1,530,566	0	1,692,561
48	0	1,582,651	0	1,530,566	0	1,692,561
49	0	1,582,651	0	1,530,566	0	1,692,561
50	0	1,582,651	0	1,530,566	0	1,692,561
51	0	1,582,651	0	1,530,566	0	1,692,561
52	0	1,582,651	0	1,530,566	0	1,692,561
53	0	1,582,651	0	1,530,566	0	1,692,561

Indemnity:
Agri-hub shall take all reasonable precautions to ensure that any information and data provided by Agri-hub from its information sources are correct. Neither Agri-hub nor any of its directors, employees or information sources take any responsibility for action or losses that might occur as a result of the usage of this information.

Note: The airfreight volumes are supplied by PPECB.

17/11/2026 01:59

ORANGES Despatch Summary per Export

(with Historical Data) (Values expressed in 15.00kg equivalent cartons)

NAVELS (NV) Exported to China (CHN) : Current Season vs Previous Seasons

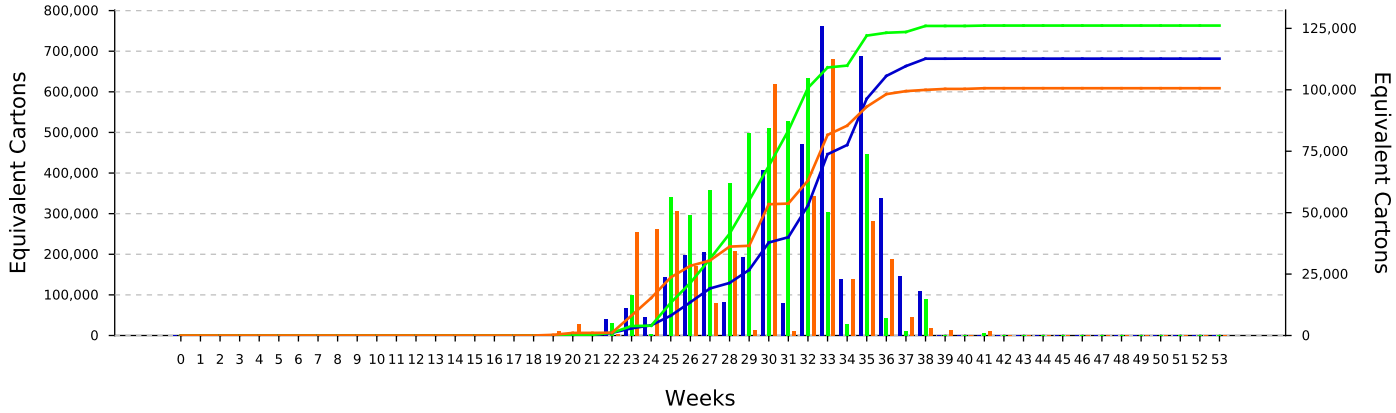

Week	2026 - Current	2026 - Cummulative	2025 - Current	2025 - Cummulative	2024 - Current	2024 - Cummulative
0	0	0	0	0	0	0
1	0	0	0	0	0	0
2	0	0	0	0	0	0
3	0	0	0	0	0	0
4	0	0	0	0	0	0
5	0	0	0	0	0	0
6	0	0	0	0	0	0
7	0	0	0	0	0	0
8	0	0	0	0	0	0
9	0	0	0	0	0	0
10	0	0	0	0	0	0
11	0	0	0	0	0	0
12	0	0	0	0	0	0
13	0	0	0	0	0	0
14	0	0	0	0	0	0
15	0	0	0	0	0	0
16	0	0	0	0	0	0
17	0	0	0	0	0	0
18	0	0	0	0	0	0
19	0	0	0	0	1,664	1,664
20	0	0	1,618	1,618	4,796	6,460
21	0	0	0	1,618	0	6,460
22	6,598	6,598	5,105	6,723	416	6,876
23	11,095	17,692	16,618	23,340	42,307	49,183
24	7,430	25,122	801	24,141	43,147	92,330
25	23,834	48,956	56,461	80,602	50,880	143,210
26	32,926	81,882	48,999	129,601	28,312	171,523
27	33,883	115,765	59,061	188,662	13,031	184,554
28	13,637	129,401	61,903	250,565	34,259	218,812
29	32,128	161,530	82,226	332,791	2,101	220,913
30	67,352	228,882	84,623	417,414	102,226	323,139
31	13,179	242,060	87,174	504,588	1,705	324,845
32	77,990	320,050	104,935	609,523	56,603	381,447
33	126,146	446,196	50,343	659,866	112,341	493,788
34	22,933	469,130	4,759	664,625	22,884	516,672
35	113,922	583,051	73,755	738,381	46,589	563,261
36	56,034	639,085	7,001	745,381	30,999	594,260
37	24,266	663,351	1,994	747,375	7,453	601,713
38	18,197	681,548	14,841	762,216	3,058	604,771
39	0	681,548	0	762,216	2,390	607,161
40	166	681,715	0	762,216	0	607,161
41	0	681,715	915	763,131	1,664	608,825
42	0	681,715	0	763,131	0	608,825
43	0	681,715	0	763,131	0	608,825
44	0	681,715	0	763,131	0	608,825
45	0	681,715	0	763,131	0	608,825
46	0	681,715	0	763,131	0	608,825
47	0	681,715	0	763,131	0	608,825
48	0	681,715	0	763,131	0	608,825
49	0	681,715	0	763,131	0	608,825
50	0	681,715	0	763,131	0	608,825
51	0	681,715	0	763,131	0	608,825
52	0	681,715	0	763,131	0	608,825
53	0	681,715	0	763,131	0	608,825

Indemnity:
Agri-hub shall take all reasonable precautions to ensure that any information and data provided by Agri-hub from its information sources are correct. Neither Agri-hub nor any of its directors, employees or information sources take any responsibility for action or losses that might occur as a result of the usage of this information.

Note: The airfreight volumes are supplied by PPECB.

17/11/2026 01:59

ORANGES Despatch Summary per Export

(with Historical Data) (Values expressed in 15.00kg equivalent cartons)

NAVELS (NV) Exported to Europe (EUR) : Current Season vs Previous Seasons

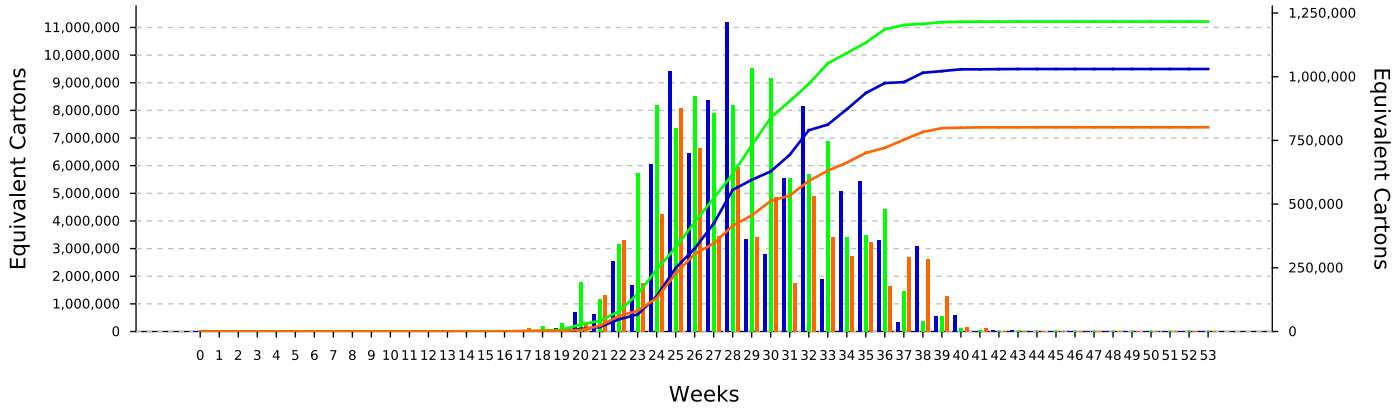

Week	2026 - Current	2026 - Cummulative	2025 - Current	2025 - Cummulative	2024 - Current	2024 - Cummulative
0	0	0	0	0	0	0
1	0	0	0	0	0	0
2	0	0	1,664	1,664	0	0
3	0	0	0	1,664	0	0
4	0	0	0	1,664	0	0
5	0	0	1,664	3,328	2,413	2,413
6	0	0	0	3,328	774	3,187
7	0	0	0	3,328	0	3,187
8	0	0	0	3,328	0	3,187
9	0	0	0	3,328	0	3,187
10	0	0	0	3,328	0	3,187
11	0	0	0	3,328	0	3,187
12	0	0	0	3,328	0	3,187
13	0	0	0	3,328	0	3,187
14	0	0	4,992	8,320	0	3,187
15	0	0	0	8,320	0	3,187
16	0	0	0	8,320	0	3,187
17	0	0	0	8,320	14,005	17,192
18	0	0	21,093	29,413	1,664	18,856
19	14,159	14,159	32,571	61,984	5,408	24,264
20	77,047	91,205	193,325	255,309	31,363	55,627
21	67,434	158,640	128,078	383,387	143,993	199,621
22	275,861	434,500	343,630	727,017	358,702	558,323
23	183,352	617,852	623,707	1,350,724	188,953	747,276
24	656,973	1,274,825	887,416	2,238,140	461,882	1,209,158
25	1,022,273	2,297,098	797,000	3,035,139	878,384	2,087,542
26	700,992	2,998,090	923,915	3,959,055	718,535	2,806,076
27	907,100	3,905,191	857,006	4,816,061	375,927	3,182,003
28	1,216,506	5,121,697	888,384	5,704,445	644,836	3,826,839
29	363,959	5,485,656	1,032,476	6,736,921	369,579	4,196,418
30	306,174	5,791,830	996,593	7,733,514	529,186	4,725,604
31	602,643	6,394,473	602,959	8,336,474	191,944	4,917,547
32	886,122	7,280,595	618,066	8,954,540	529,991	5,447,539
33	205,081	7,485,676	746,443	9,700,983	369,125	5,816,664
34	552,766	8,038,442	370,126	10,071,109	294,554	6,111,219
35	588,980	8,627,422	379,695	10,450,804	352,952	6,464,171
36	361,000	8,988,423	481,453	10,932,257	180,394	6,644,565
37	35,915	9,024,338	158,082	11,090,339	291,760	6,936,325
38	336,330	9,360,667	39,424	11,129,763	283,754	7,220,079
39	59,977	9,420,644	62,479	11,192,242	137,614	7,357,693
40	65,856	9,486,500	13,420	11,205,663	16,130	7,373,823
41	166	9,486,666	7,194	11,212,857	13,930	7,387,753
42	5,663	9,492,329	0	11,212,857	83	7,387,836
43	4,426	9,496,756	1,456	11,214,313	0	7,387,836
44	0	9,496,756	0	11,214,313	1,457	7,389,292
45	0	9,496,756	0	11,214,313	0	7,389,292
46	0	9,496,756	0	11,214,313	0	7,389,292
47	0	9,496,756	0	11,214,313	0	7,389,292
48	0	9,496,756	0	11,214,313	0	7,389,292
49	0	9,496,756	0	11,214,313	0	7,389,292
50	0	9,496,756	0	11,214,313	0	7,389,292
51	0	9,496,756	0	11,214,313	0	7,389,292
52	0	9,496,756	0	11,214,313	0	7,389,292
53	0	9,496,756	0	11,214,313	0	7,389,292

Indemnity:
Agri-hub shall take all reasonable precautions to ensure that any information and data provided by Agri-hub from its information sources are correct. Neither Agri-hub nor any of its directors, employees or information sources take any responsibility for action or losses that might occur as a result of the usage of this information.

Note: The airfreight volumes are supplied by PPECB.

17/11/2026 02:00

ORANGES Despatch Summary per Export

(with Historical Data) (Values expressed in 15.00kg equivalent cartons)

NAVELS (NV) Exported to Middle East (MEA) : Current Season vs Previous Seasons

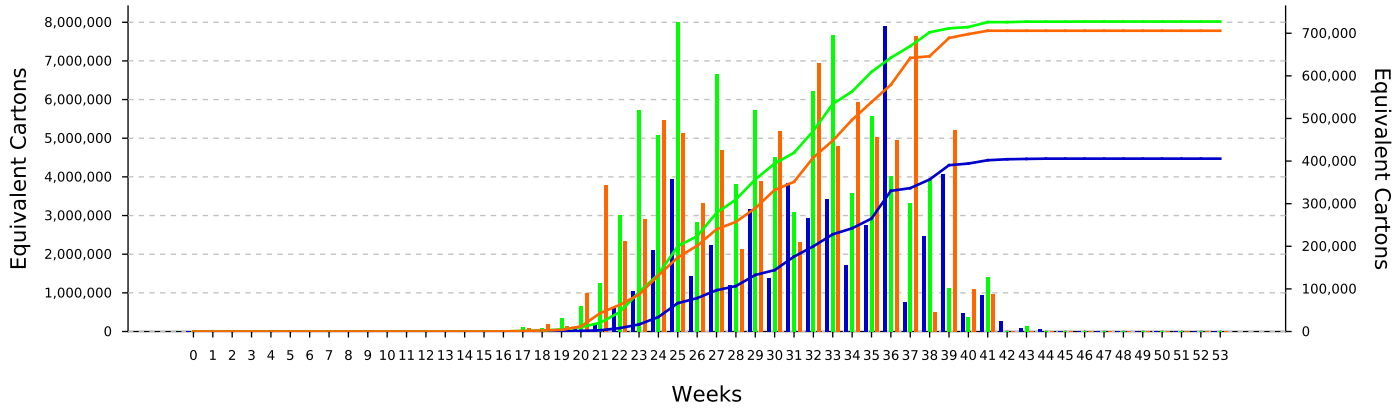

Week	2026 - Current	2026 - Cummulative	2025 - Current	2025 - Cummulative	2024 - Current	2024 - Cummulative
0	0	0	0	0	0	0
1	0	0	0	0	0	0
2	0	0	0	0	0	0
3	0	0	0	0	0	0
4	0	0	0	0	0	0
5	0	0	0	0	0	0
6	0	0	0	0	0	0
7	0	0	0	0	0	0
8	0	0	0	0	0	0
9	0	0	0	0	0	0
10	0	0	0	0	0	0
11	0	0	250	250	0	0
12	0	0	143	393	0	0
13	0	0	0	393	0	0
14	0	0	0	393	0	0
15	0	0	582	975	0	0
16	0	0	2,074	3,049	2,413	2,413
17	3,328	3,328	11,198	14,248	9,235	11,648
18	0	3,328	7,694	21,942	16,950	28,598
19	0	3,328	31,158	53,100	13,312	41,910
20	11,636	14,964	60,348	113,448	89,646	131,556
21	17,677	32,641	112,946	226,395	344,304	475,859
22	54,281	86,922	273,917	500,311	212,918	688,778
23	95,549	182,471	519,239	1,019,550	264,339	953,116
24	192,246	374,717	460,936	1,480,486	497,122	1,450,238
25	358,270	732,987	727,428	2,207,913	465,728	1,915,966
26	130,130	863,117	257,077	2,464,990	302,761	2,218,727
27	203,370	1,066,486	603,195	3,068,186	424,913	2,643,640
28	108,755	1,175,242	347,086	3,415,271	192,520	2,836,161
29	286,625	1,461,866	520,211	3,935,482	354,258	3,190,419
30	126,678	1,588,545	408,990	4,344,472	471,333	3,661,752
31	348,135	1,936,679	279,727	4,624,200	210,321	3,872,072
32	267,105	2,203,784	565,387	5,189,587	630,246	4,502,318
33	310,428	2,514,212	696,373	5,885,959	435,137	4,937,455
34	156,201	2,670,413	324,067	6,210,027	539,806	5,477,261
35	250,546	2,920,959	506,430	6,716,457	457,347	5,934,608
36	717,803	3,638,762	365,479	7,081,936	448,658	6,383,267
37	70,125	3,708,887	300,966	7,382,902	692,465	7,075,732
38	223,967	3,932,854	357,677	7,740,579	45,267	7,120,998
39	368,984	4,301,838	101,451	7,842,029	472,306	7,593,305
40	42,830	4,344,668	33,957	7,875,986	100,012	7,693,316
41	86,445	4,431,113	127,540	8,003,526	87,289	7,780,606
42	24,710	4,455,823	83	8,003,609	0	7,780,606
43	9,110	4,464,933	12,123	8,015,732	0	7,780,606
44	6,656	4,471,589	83	8,015,815	0	7,780,606
45	0	4,471,589	0	8,015,815	0	7,780,606
46	0	4,471,589	1,997	8,017,812	0	7,780,606
47	0	4,471,589	0	8,017,812	0	7,780,606
48	0	4,471,589	0	8,017,812	0	7,780,606
49	0	4,471,589	0	8,017,812	0	7,780,606
50	0	4,471,589	0	8,017,812	0	7,780,606
51	0	4,471,589	0	8,017,812	0	7,780,606
52	0	4,471,589	0	8,017,812	0	7,780,606
53	0	4,471,589	0	8,017,812	0	7,780,606

Indemnity:
Agri-hub shall take all reasonable precautions to ensure that any information and data provided by Agri-hub from its information sources are correct. Neither Agri-hub nor any of its directors, employees or information sources take any responsibility for action or losses that might occur as a result of the usage of this information.

Note: The airfreight volumes are supplied by PPECB.

ORANGES Despatch Summary per Export

(with Historical Data) (Values expressed in 15.00kg equivalent cartons)

NAVELS (NV) Exported to North-America (NAM) : Current Season vs Previous Seasons

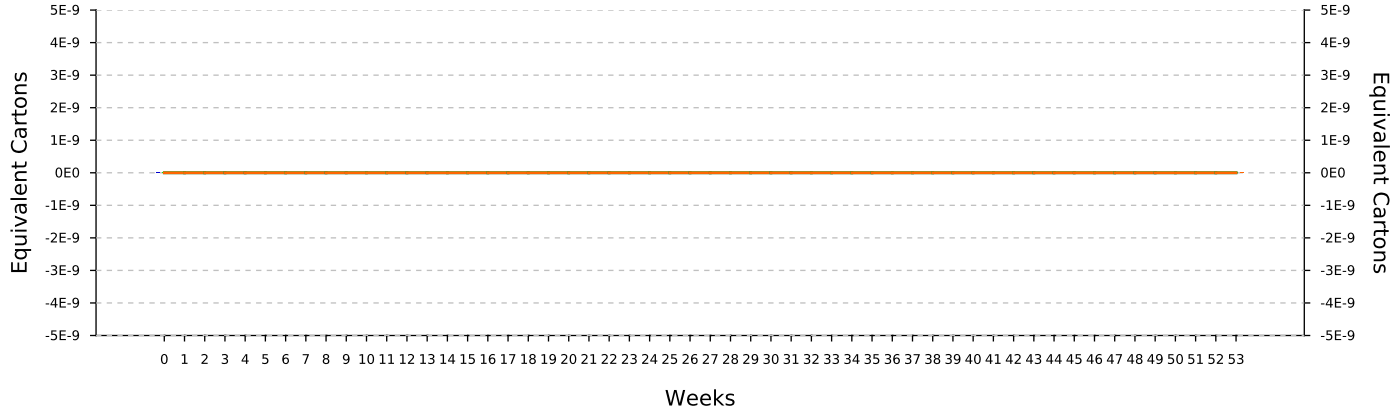

2026 - Cummulative | 2025 - Cummulative | 2024 - Cummulative | 2026 | 2025 | 2024

Week	2026 - Current	2026 - Cummulative	2025 - Current	2025 - Cummulative	2024 - Current	2024 - Cummulative
0	0	0	0	0	0	0
1	0	0	0	0	0	0
2	0	0	0	0	0	0
3	0	0	0	0	0	0
4	0	0	0	0	0	0
5	0	0	0	0	0	0
6	0	0	0	0	0	0
7	0	0	0	0	0	0
8	0	0	0	0	0	0
9	0	0	0	0	0	0
10	0	0	0	0	0	0
11	0	0	0	0	0	0
12	0	0	0	0	0	0
13	0	0	0	0	0	0
14	0	0	0	0	0	0
15	0	0	0	0	0	0
16	0	0	0	0	0	0
17	0	0	0	0	0	0
18	0	0	0	0	0	0
19	0	0	0	0	0	0
20	0	0	0	0	0	0
21	0	0	0	0	0	0
22	0	0	0	0	0	0
23	0	0	0	0	0	0
24	0	0	0	0	0	0
25	0	0	0	0	0	0
26	0	0	0	0	0	0
27	0	0	0	0	0	0
28	0	0	0	0	0	0
29	0	0	0	0	0	0
30	0	0	0	0	0	0
31	0	0	0	0	0	0
32	0	0	0	0	0	0
33	0	0	0	0	0	0
34	0	0	0	0	0	0
35	0	0	0	0	0	0
36	0	0	0	0	0	0
37	0	0	0	0	0	0
38	0	0	0	0	0	0
39	0	0	0	0	0	0
40	0	0	0	0	0	0
41	0	0	0	0	0	0
42	0	0	0	0	0	0
43	0	0	0	0	0	0
44	0	0	0	0	0	0
45	0	0	0	0	0	0
46	0	0	0	0	0	0
47	0	0	0	0	0	0
48	0	0	0	0	0	0
49	0	0	0	0	0	0
50	0	0	0	0	0	0
51	0	0	0	0	0	0
52	0	0	0	0	0	0
53	0	0	0	0	0	0

Indemnity:
Agri-hub shall take all reasonable precautions to ensure that any information and data provided by Agri-hub from its information sources are correct. Neither Agri-hub nor any of its directors, employees or information sources take any responsibility for action or losses that might occur as a result of the usage of this information.

Note: The airfreight volumes are supplied by PPECB.

17/11/2026 02:01

ORANGES Despatch Summary per Export

(with Historical Data) (Values expressed in 15.00kg equivalent cartons)

NAVELS (NV) Exported to Other (OTH) : Current Season vs Previous Seasons

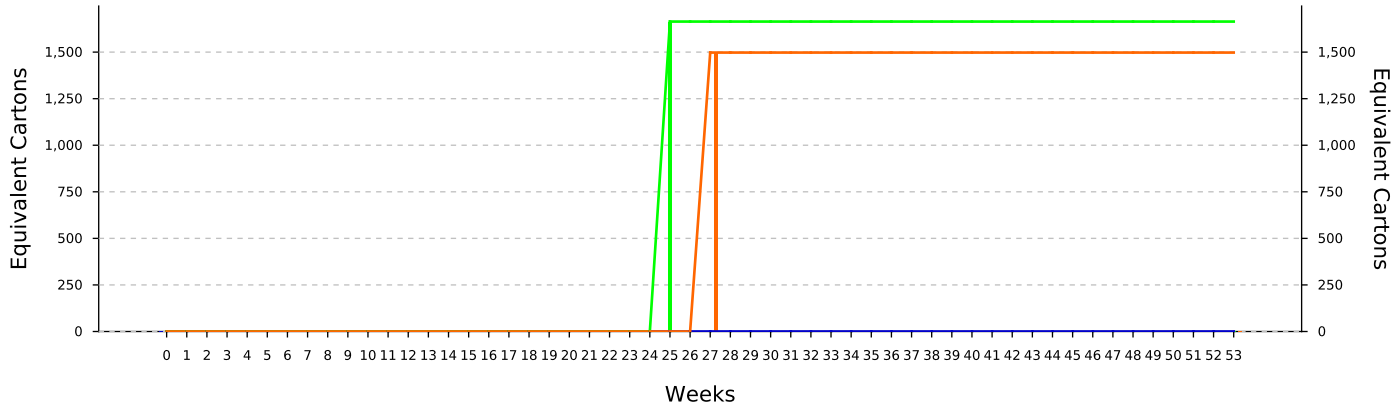

Week	2026 - Current	2026 - Cummulative	2025 - Current	2025 - Cummulative	2024 - Current	2024 - Cummulative
0	0	0	0	0	0	0
1	0	0	0	0	0	0
2	0	0	0	0	0	0
3	0	0	0	0	0	0
4	0	0	0	0	0	0
5	0	0	0	0	0	0
6	0	0	0	0	0	0
7	0	0	0	0	0	0
8	0	0	0	0	0	0
9	0	0	0	0	0	0
10	0	0	0	0	0	0
11	0	0	0	0	0	0
12	0	0	0	0	0	0
13	0	0	0	0	0	0
14	0	0	0	0	0	0
15	0	0	0	0	0	0
16	0	0	0	0	0	0
17	0	0	0	0	0	0
18	0	0	0	0	0	0
19	0	0	0	0	0	0
20	0	0	0	0	0	0
21	0	0	0	0	0	0
22	0	0	0	0	0	0
23	0	0	0	0	0	0
24	0	0	0	0	0	0
25	0	0	1,664	1,664	0	0
26	0	0	0	1,664	0	0
27	0	0	0	1,664	1,498	1,498
28	0	0	0	1,664	0	1,498
29	0	0	0	1,664	0	1,498
30	0	0	0	1,664	0	1,498
31	0	0	0	1,664	0	1,498
32	0	0	0	1,664	0	1,498
33	0	0	0	1,664	0	1,498
34	0	0	0	1,664	0	1,498
35	0	0	0	1,664	0	1,498
36	0	0	0	1,664	0	1,498
37	0	0	0	1,664	0	1,498
38	0	0	0	1,664	0	1,498
39	0	0	0	1,664	0	1,498
40	0	0	0	1,664	0	1,498
41	0	0	0	1,664	0	1,498
42	0	0	0	1,664	0	1,498
43	0	0	0	1,664	0	1,498
44	0	0	0	1,664	0	1,498
45	0	0	0	1,664	0	1,498
46	0	0	0	1,664	0	1,498
47	0	0	0	1,664	0	1,498
48	0	0	0	1,664	0	1,498
49	0	0	0	1,664	0	1,498
50	0	0	0	1,664	0	1,498
51	0	0	0	1,664	0	1,498
52	0	0	0	1,664	0	1,498
53	0	0	0	1,664	0	1,498

Indemnity:
Agri-hub shall take all reasonable precautions to ensure that any information and data provided by Agri-hub from its information sources are correct. Neither Agri-hub nor any of its directors, employees or information sources take any responsibility for action or losses that might occur as a result of the usage of this information.

Note: The airfreight volumes are supplied by PPECB.

ORANGES Despatch Summary per Export

(with Historical Data) (Values expressed in 15.00kg equivalent cartons)

NAVELS (NV) Exported to Russian Federation (RUS) : Current Season vs Previous Seasons

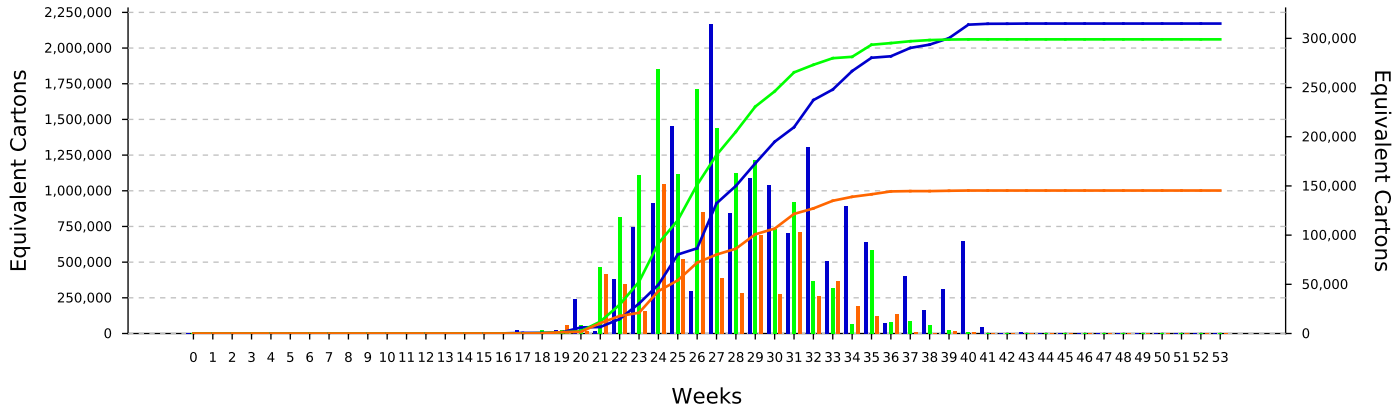

Week	2026 - Current	2026 - Cummulative	2025 - Current	2025 - Cummulative	2024 - Current	2024 - Cummulative
0	0	0	0	0	0	0
1	0	0	0	0	0	0
2	0	0	0	0	0	0
3	0	0	0	0	0	0
4	0	0	0	0	0	0
5	0	0	0	0	0	0
6	0	0	0	0	0	0
7	0	0	0	0	0	0
8	0	0	0	0	0	0
9	0	0	0	0	0	0
10	0	0	0	0	0	0
11	0	0	0	0	0	0
12	0	0	0	0	0	0
13	0	0	0	0	0	0
14	0	0	0	0	0	0
15	910	910	0	0	0	0
16	0	910	0	0	0	0
17	3,409	4,319	0	0	0	0
18	0	4,319	3,166	3,166	946	946
19	3,368	7,687	4,025	7,191	8,299	9,245
20	34,800	42,487	8,769	15,960	2,867	12,112
21	3,035	45,522	67,462	83,421	60,376	72,489
22	55,775	101,297	118,378	201,799	50,089	122,577
23	108,378	209,675	160,802	362,601	22,682	145,259
24	132,237	341,911	269,000	631,601	151,888	297,147
25	211,411	553,323	161,864	793,465	75,350	372,497
26	43,581	596,904	248,434	1,041,899	123,807	496,304
27	315,061	911,965	208,734	1,250,633	56,497	552,801
28	122,360	1,034,325	163,048	1,413,681	41,591	594,391
29	157,825	1,192,150	175,906	1,589,587	100,454	694,846
30	151,355	1,343,506	106,657	1,696,244	40,119	734,965
31	101,864	1,445,370	133,187	1,829,431	102,805	837,770
32	189,985	1,635,355	53,168	1,882,599	38,596	876,366
33	74,084	1,709,439	46,336	1,928,936	53,719	930,085
34	129,578	1,839,017	9,729	1,938,665	27,667	957,752
35	92,967	1,931,984	84,537	2,023,201	17,647	975,399
36	10,553	1,942,537	11,634	2,034,835	20,318	995,718
37	58,287	2,000,825	13,017	2,047,852	1,941	997,659
38	23,395	2,024,219	8,130	2,055,981	0	997,659
39	45,589	2,069,809	3,724	2,059,706	2,533	1,000,193
40	94,209	2,164,017	1,248	2,060,954	1,592	1,001,784
41	6,090	2,170,107	0	2,060,954	72	1,001,856
42	409	2,170,516	0	2,060,954	0	1,001,856
43	1,103	2,171,619	0	2,060,954	0	1,001,856
44	0	2,171,619	0	2,060,954	0	1,001,856
45	0	2,171,619	0	2,060,954	0	1,001,856
46	0	2,171,619	0	2,060,954	0	1,001,856
47	0	2,171,619	0	2,060,954	0	1,001,856
48	0	2,171,619	0	2,060,954	0	1,001,856
49	0	2,171,619	0	2,060,954	0	1,001,856
50	0	2,171,619	0	2,060,954	0	1,001,856
51	0	2,171,619	0	2,060,954	0	1,001,856
52	0	2,171,619	0	2,060,954	0	1,001,856
53	0	2,171,619	0	2,060,954	0	1,001,856

Indemnity:
Agri-hub shall take all reasonable precautions to ensure that any information and data provided by Agri-hub from its information sources are correct. Neither Agri-hub nor any of its directors, employees or information sources take any responsibility for action or losses that might occur as a result of the usage of this information.

Note: The airfreight volumes are supplied by PPECB.

ORANGES Despatch Summary per Export

(with Historical Data) (Values expressed in 15.00kg equivalent cartons)

NAVELS (NV) Exported to South East Asia (SEA) : Current Season vs Previous Seasons

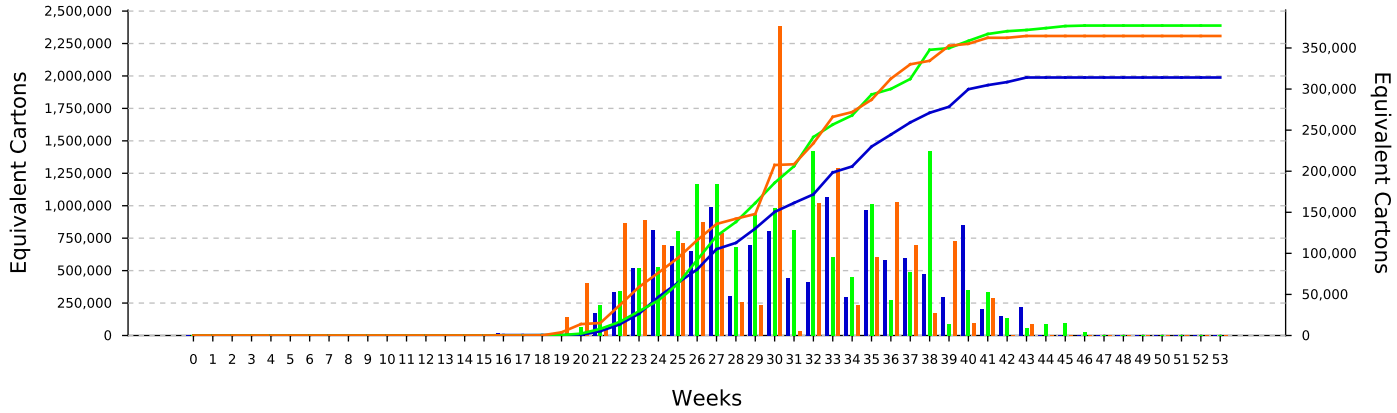

Week	2026 - Current	2026 - Cummulative	2025 - Current	2025 - Cummulative	2024 - Current	2024 - Cummulative
0	0	0	0	0	0	0
1	0	0	0	0	0	0
2	0	0	0	0	0	0
3	0	0	0	0	0	0
4	0	0	0	0	0	0
5	0	0	0	0	0	0
6	0	0	0	0	0	0
7	0	0	0	0	0	0
8	0	0	0	0	0	0
9	0	0	0	0	0	0
10	0	0	0	0	0	0
11	0	0	0	0	0	0
12	0	0	0	0	0	0
13	0	0	0	0	0	0
14	0	0	0	0	0	0
15	0	0	0	0	0	0
16	3,040	3,040	1,495	1,495	0	0
17	0	3,040	0	1,495	0	0
18	0	3,040	723	2,218	1,323	1,323
19	0	3,040	1,323	3,541	23,062	24,385
20	2,016	5,056	10,761	14,302	63,352	87,737
21	27,976	33,032	36,708	51,010	8,492	96,229
22	52,618	85,650	53,873	104,882	136,450	232,679
23	82,226	167,876	81,978	186,860	141,125	373,804
24	128,741	296,617	83,423	270,283	109,793	483,596
25	109,080	405,697	127,046	397,328	112,926	596,522
26	103,229	508,926	184,647	581,976	137,981	734,503
27	156,320	665,246	184,609	766,584	125,001	859,504
28	48,542	713,788	108,210	874,794	40,234	899,738
29	110,713	824,501	146,181	1,020,975	36,685	936,423
30	127,625	952,126	155,484	1,176,459	377,291	1,313,714
31	69,524	1,021,650	128,210	1,304,669	5,916	1,319,630
32	65,618	1,087,268	224,520	1,529,189	161,131	1,480,761
33	169,145	1,256,414	96,049	1,625,237	203,646	1,684,406
34	46,453	1,302,867	71,253	1,696,491	37,208	1,721,615
35	152,672	1,455,539	160,301	1,856,791	95,274	1,816,889
36	92,399	1,547,938	43,056	1,899,847	162,000	1,978,889
37	93,790	1,641,728	76,902	1,976,749	110,685	2,089,574
38	74,422	1,716,150	224,410	2,201,160	27,460	2,117,034
39	46,534	1,762,684	13,495	2,214,655	115,390	2,232,425
40	135,023	1,897,707	55,721	2,270,376	15,541	2,247,965
41	31,673	1,929,380	53,048	2,323,424	46,254	2,294,219
42	23,614	1,952,994	21,574	2,344,998	0	2,294,219
43	35,072	1,988,066	9,183	2,354,181	13,905	2,308,124
44	0	1,988,066	14,572	2,368,753	0	2,308,124
45	0	1,988,066	15,590	2,384,343	0	2,308,124
46	0	1,988,066	3,969	2,388,312	0	2,308,124
47	0	1,988,066	0	2,388,312	0	2,308,124
48	0	1,988,066	0	2,388,312	0	2,308,124
49	0	1,988,066	0	2,388,312	0	2,308,124
50	0	1,988,066	0	2,388,312	0	2,308,124
51	0	1,988,066	0	2,388,312	0	2,308,124
52	0	1,988,066	0	2,388,312	0	2,308,124
53	0	1,988,066	0	2,388,312	0	2,308,124

Indemnity:
Agri-hub shall take all reasonable precautions to ensure that any information and data provided by Agri-hub from its information sources are correct. Neither Agri-hub nor any of its directors, employees or information sources take any responsibility for action or losses that might occur as a result of the usage of this information.

Note: The airfreight volumes are supplied by PPECB.

17/11/2026 02:04

ORANGES Despatch Summary per Export

(with Historical Data) (Values expressed in 15.00kg equivalent cartons)

NAVELS (NV) Exported to United Kingdom (UKI) : Current Season vs Previous Seasons

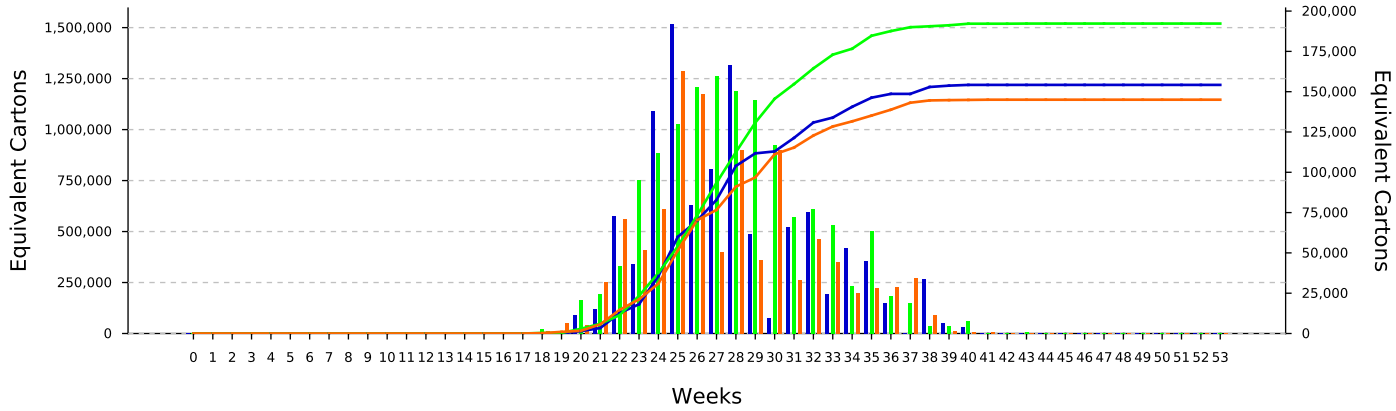

Week	2026 - Current	2026 - Cummulative	2025 - Current	2025 - Cummulative	2024 - Current	2024 - Cummulative
0	0	0	0	0	0	0
1	0	0	0	0	0	0
2	0	0	0	0	0	0
3	0	0	0	0	0	0
4	0	0	0	0	0	0
5	0	0	0	0	0	0
6	0	0	0	0	0	0
7	0	0	0	0	0	0
8	0	0	0	0	0	0
9	0	0	0	0	0	0
10	0	0	0	0	0	0
11	0	0	0	0	0	0
12	0	0	0	0	0	0
13	0	0	0	0	0	0
14	0	0	0	0	0	0
15	0	0	0	0	0	0
16	0	0	0	0	0	0
17	0	0	0	0	0	0
18	0	0	2,696	2,696	1,664	1,664
19	0	0	0	2,696	6,422	8,086
20	11,660	11,660	20,481	23,177	5,114	13,200
21	15,187	26,848	24,428	47,605	31,914	45,114
22	73,181	100,029	42,081	89,686	70,769	115,883
23	43,342	143,371	95,078	184,763	51,653	167,536
24	138,134	281,505	112,135	296,898	77,053	244,589
25	192,252	473,757	130,090	426,988	162,643	407,232
26	79,602	553,359	152,690	579,678	148,620	555,852
27	101,969	655,328	159,488	739,167	50,327	606,178
28	166,446	821,774	150,134	889,300	113,926	720,104
29	61,610	883,385	144,837	1,034,138	45,290	765,394
30	9,582	892,966	116,729	1,150,867	113,596	878,990
31	66,349	959,315	72,288	1,223,155	32,928	911,918
32	75,210	1,034,525	76,957	1,300,112	58,830	970,748
33	24,300	1,058,825	67,293	1,367,405	44,427	1,015,176
34	52,799	1,111,624	29,193	1,396,598	25,143	1,040,319
35	44,770	1,156,394	63,392	1,459,990	28,344	1,068,662
36	18,783	1,175,177	23,150	1,483,140	28,913	1,097,575
37	0	1,175,177	18,867	1,502,007	34,142	1,131,717
38	33,684	1,208,861	4,618	1,506,625	11,369	1,143,085
39	6,656	1,215,517	4,927	1,511,552	1,400	1,144,485
40	3,723	1,219,241	7,738	1,519,289	1,039	1,145,524
41	0	1,219,241	0	1,519,289	1,098	1,146,621
42	0	1,219,241	0	1,519,289	0	1,146,621
43	0	1,219,241	666	1,519,955	0	1,146,621
44	0	1,219,241	0	1,519,955	0	1,146,621
45	0	1,219,241	0	1,519,955	0	1,146,621
46	0	1,219,241	0	1,519,955	0	1,146,621
47	0	1,219,241	0	1,519,955	0	1,146,621
48	0	1,219,241	0	1,519,955	0	1,146,621
49	0	1,219,241	0	1,519,955	0	1,146,621
50	0	1,219,241	0	1,519,955	0	1,146,621
51	0	1,219,241	0	1,519,955	0	1,146,621
52	0	1,219,241	0	1,519,955	0	1,146,621
53	0	1,219,241	0	1,519,955	0	1,146,621

Indemnity:
Agri-hub shall take all reasonable precautions to ensure that any information and data provided by Agri-hub from its information sources are correct. Neither Agri-hub nor any of its directors, employees or information sources take any responsibility for action or losses that might occur as a result of the usage of this information.

Note: The airfreight volumes are supplied by PPECB.

17/11/2026 02:04

ORANGES Despatch Summary per Export

(with Historical Data) (Values expressed in 15.00kg equivalent cartons)

NAVELS (NV) Exported to United States (US) : Current Season vs Previous Seasons

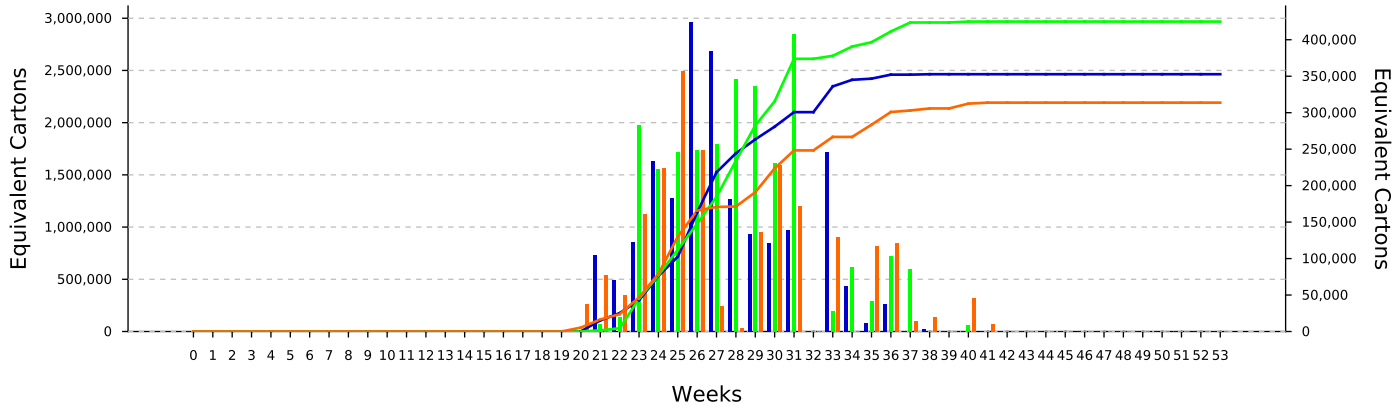

Week	2026 - Current	2026 - Cummulative	2025 - Current	2025 - Cummulative	2024 - Current	2024 - Cummulative
0	0	0	0	0	0	0
1	0	0	0	0	0	0
2	0	0	0	0	0	0
3	0	0	0	0	0	0
4	0	0	0	0	0	0
5	0	0	0	0	0	0
6	0	0	0	0	0	0
7	0	0	0	0	0	0
8	0	0	0	0	0	0
9	0	0	0	0	0	0
10	0	0	0	0	0	0
11	0	0	0	0	0	0
12	0	0	0	0	0	0
13	0	0	0	0	0	0
14	0	0	0	0	0	0
15	0	0	0	0	0	0
16	0	0	0	0	0	0
17	0	0	0	0	0	0
18	0	0	0	0	0	0
19	1,664	1,664	0	0	0	0
20	0	1,664	0	0	37,709	37,709
21	104,351	106,015	10,858	10,858	77,260	114,970
22	69,978	175,993	20,417	31,275	50,500	165,470
23	122,989	298,982	283,301	314,576	161,520	326,990
24	233,400	532,382	223,047	537,623	224,858	551,849
25	183,341	715,722	245,582	783,205	356,767	908,616
26	424,924	1,140,647	249,107	1,032,313	248,786	1,157,402
27	384,159	1,524,806	256,756	1,289,069	35,150	1,192,552
28	181,547	1,706,354	346,424	1,635,493	4,320	1,196,872
29	133,226	1,839,579	336,952	1,972,444	136,973	1,333,845
30	121,909	1,961,488	231,629	2,204,073	228,068	1,561,913
31	139,038	2,100,526	407,415	2,611,489	172,390	1,734,304
32	0	2,100,526	0	2,611,489	0	1,734,304
33	246,491	2,347,016	28,512	2,640,001	129,163	1,863,467
34	63,053	2,410,069	88,782	2,728,782	0	1,863,467
35	11,398	2,421,467	41,428	2,770,210	116,654	1,980,121
36	38,298	2,459,765	103,051	2,873,261	121,643	2,101,763
37	0	2,459,765	85,804	2,959,065	14,792	2,116,555
38	3,931	2,463,697	0	2,959,065	19,457	2,136,012
39	0	2,463,697	0	2,959,065	0	2,136,012
40	0	2,463,697	8,977	2,968,042	45,981	2,181,994
41	0	2,463,697	0	2,968,042	9,679	2,191,673
42	0	2,463,697	0	2,968,042	0	2,191,673
43	0	2,463,697	0	2,968,042	0	2,191,673
44	0	2,463,697	0	2,968,042	0	2,191,673
45	0	2,463,697	0	2,968,042	0	2,191,673
46	0	2,463,697	0	2,968,042	0	2,191,673
47	0	2,463,697	0	2,968,042	0	2,191,673
48	0	2,463,697	0	2,968,042	0	2,191,673
49	0	2,463,697	0	2,968,042	0	2,191,673
50	0	2,463,697	0	2,968,042	0	2,191,673
51	0	2,463,697	0	2,968,042	0	2,191,673
52	0	2,463,697	0	2,968,042	0	2,191,673
53	0	2,463,697	0	2,968,042	0	2,191,673

Indemnity:
Agri-hub shall take all reasonable precautions to ensure that any information and data provided by Agri-hub from its information sources are correct. Neither Agri-hub nor any of its directors, employees or information sources take any responsibility for action or losses that might occur as a result of the usage of this information.

Note: The airfreight volumes are supplied by PPECB.

17/11/2026 02:05

Glossary of Key Terms

Actual Cartons (ActCtn)

- Number of cartons that are on a pallet as provided by data source. (The number cartons can differ depending on the pack type code e.g. J60B has 2 cartons, and A15C has 80 cartons)

Country of Origin

- Reports are based on South African exports only. The country of origin code in the data source is ZA.

Equivalent Cartons (EqvCtns)

- The net mass provided by the data source, divided by the standard mass as per commodity.
- Nett mass is validated to be within certain tolerance based on pack type codes. e.g. Grapes standard mass is 4.5 kg where the Oranges are 15kg and Grapefruit is at 17kg

Pallet Quantity (Plt_Qty)

- The Pallet Quantity provided by data source. No distinction is made between pallet types

Port Of Loading (POL)

- Port of Loading

Shipped Date

- Shipped date is the sail date from the Port of Loading for the vessel.
- Pomefruit & Stonefruit - Shipped Date / Export Week is the date of the last South African port of loading
- (Initially the shipped date is received from the data source.
  The vessel sail date is updated according to Marine traffic and Transnet to use the actual shipped dates)

Shipped_week

- The week of the year, starting on a Monday, derived from the shipped date.
- Pome and Stone fruit use Shipped_week_za in this field.

Shipped_week_pol

- The week of the year, starting on a Monday, derived from the shipped date when the vessel left the port.

Shipped_week_za

- The week of the year, starting on a Monday, derived from the shipped date when the vessel left the last South African POL. (NOT the port the container was loaded in)

Indemnity:
Agri-hub shall take all reasonable precautions to ensure that any information and data provided by Agri-hub from its information sources are correct. Neither Agri-hub nor any of its directors, employees or information sources take any responsibility for action or losses that might occur as a result of the usage of this information.

Glossary of Key Terms

Year To Date (YTD)

- Year To Date (YTD) Data for the current season. The season dates are managed on commodity level.

Indemnity:
Agri-hub shall take all reasonable precautions to ensure that any information and data provided by Agri-hub from its information sources are correct. Neither Agri-hub nor any of its directors, employees or information sources take any responsibility for action or losses that might occur as a result of the usage of this information.