ORANGES (OR): Current Season vs Previous Season

Current Season (2026) (YTD)

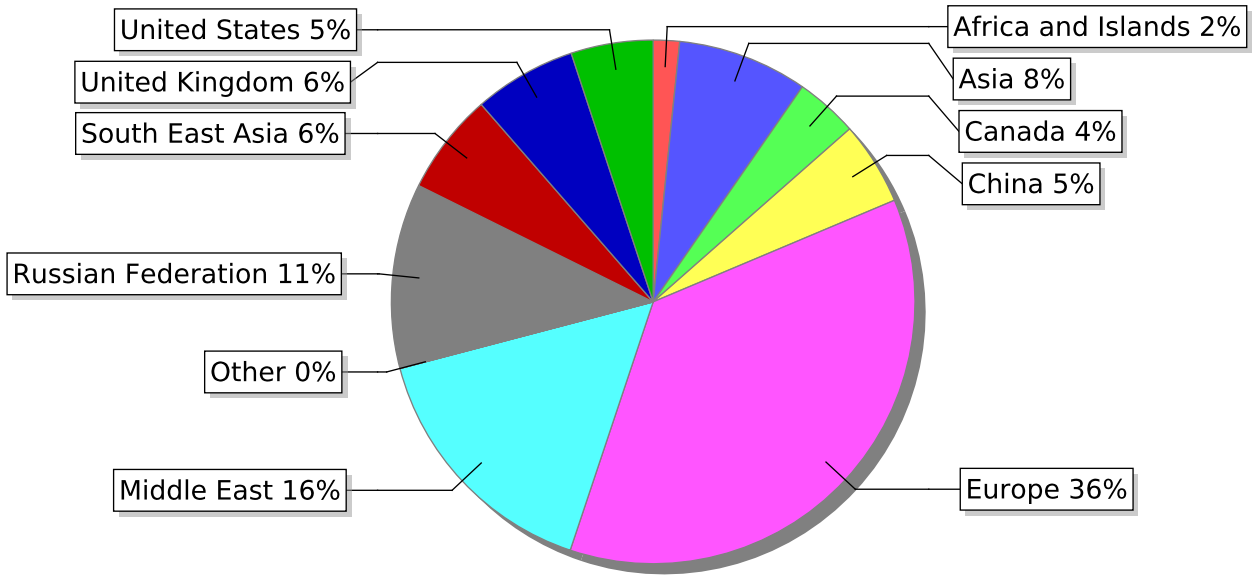

Previous Season (2025) (YTD)

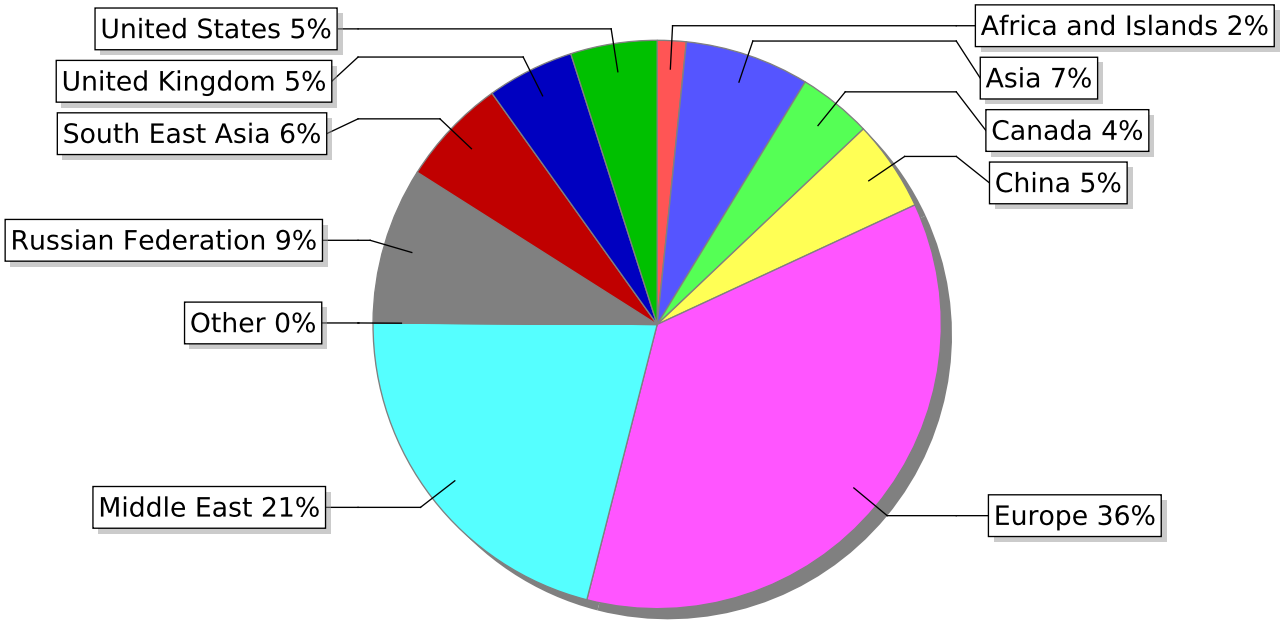

Indemnity:
Agri-hub shall take all reasonable precautions to ensure that any information and data provided by Agri-hub from its information sources are correct. Neither Agri-hub nor any of its directors, employees or information sources take any responsibility for action or losses that might occur as a result of the usage of this information.

Note: The airfreight volumes are supplied by PPECB.

ORANGES Despatch Summary per Export

(with Historical Data) *(Values expressed in 15.00kg equivalent cartons)*

ORANGES (OR) Exported to All Regions : Current Season vs Previous Seasons

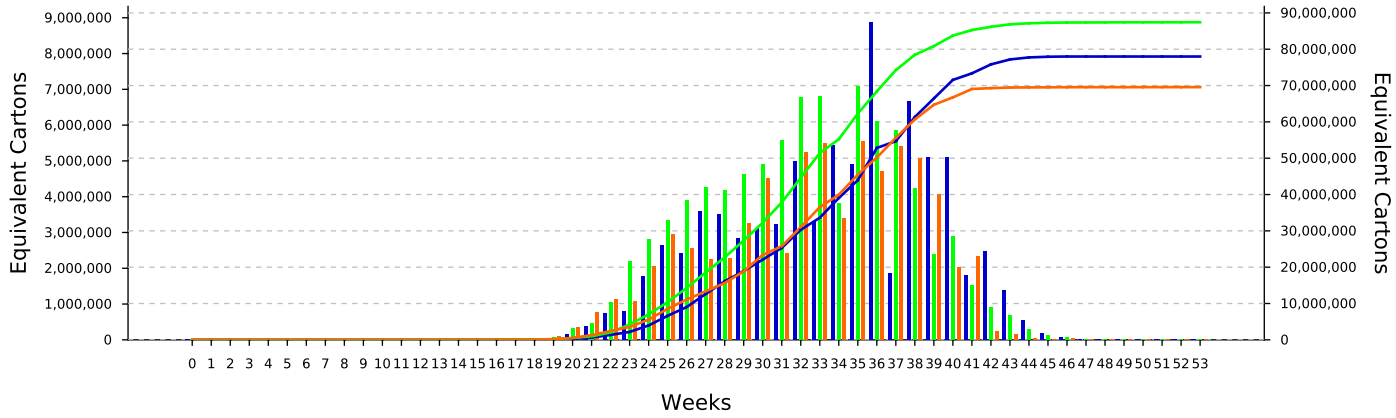

Week	2026 - Current	2026 - Cummulative	2025 - Current	2025 - Cummulative	2024 - Current	2024 - Cummulative
0	0	0	0	0	0	0
1	1,664	1,664	250	250	0	0
2	0	1,664	20,802	21,052	0	0
3	0	1,664	0	21,052	0	0
4	0	1,664	0	21,052	0	0
5	0	1,664	3,328	24,380	3,544	3,544
6	0	1,664	0	24,380	2,022	5,566
7	0	1,664	0	24,380	0	5,566
8	76	1,740	0	24,380	0	5,566
9	0	1,740	0	24,380	0	5,566
10	0	1,740	0	24,380	0	5,566
11	0	1,740	250	24,629	1,038	6,604
12	0	1,740	143	24,773	0	6,604
13	0	1,740	2,330	27,103	832	7,436
14	0	1,740	6,656	33,759	5,120	12,556
15	910	2,650	582	34,342	1,595	14,150
16	15,983	18,633	13,289	47,630	11,612	25,762
17	14,956	33,589	13,215	60,845	23,781	49,543
18	3,316	36,905	41,221	102,066	29,068	78,611
19	45,833	82,738	74,548	176,614	97,147	175,758
20	166,493	249,231	322,267	498,881	348,217	523,975
21	368,894	618,125	465,165	964,046	772,037	1,296,012
22	747,843	1,365,968	1,059,484	2,023,530	1,145,935	2,441,948
23	809,788	2,175,756	2,191,342	4,214,872	1,085,080	3,527,028
24	1,783,974	3,959,731	2,806,871	7,021,743	2,056,032	5,583,059
25	2,654,232	6,613,963	3,351,146	10,372,888	2,959,470	8,542,529
26	2,420,165	9,034,128	3,908,801	14,281,689	2,562,773	11,105,301
27	3,580,582	12,614,711	4,258,884	18,540,574	2,237,602	13,342,903
28	3,502,545	16,117,255	4,166,220	22,706,793	2,274,843	15,617,746
29	2,835,314	18,952,569	4,630,803	27,337,596	3,244,447	18,862,193
30	3,127,917	22,080,486	4,899,746	32,237,342	4,514,105	23,376,298
31	3,225,139	25,305,625	5,583,387	37,820,729	2,408,510	25,784,808
32	4,981,731	30,287,357	6,783,477	44,604,206	5,248,742	31,033,550
33	3,313,599	33,600,956	6,811,574	51,415,780	5,491,295	36,524,845
34	5,439,420	39,040,376	3,801,097	55,216,877	3,404,285	39,929,130
35	4,904,393	43,944,769	7,070,639	62,287,515	5,546,595	45,475,725
36	8,873,910	52,818,678	6,095,602	68,383,117	4,707,409	50,183,134
37	1,863,793	54,682,472	5,852,614	74,235,731	5,416,173	55,599,307
38	6,657,657	61,340,129	4,228,747	78,464,478	5,059,146	60,658,453
39	5,109,038	66,449,167	2,391,668	80,856,145	4,055,486	64,713,939
40	5,099,855	71,549,021	2,888,975	83,745,121	2,016,176	66,730,115
41	1,804,829	73,353,850	1,526,356	85,271,476	2,320,995	69,051,110
42	2,461,683	75,815,533	899,646	86,171,122	239,007	69,290,117
43	1,370,613	77,186,146	681,132	86,852,254	157,452	69,447,569
44	557,798	77,743,944	287,430	87,139,685	49,593	69,497,162
45	186,090	77,930,034	138,076	87,277,760	8,875	69,506,037
46	59,853	77,989,887	77,654	87,355,414	30,219	69,536,256
47	0	77,989,887	5,970	87,361,384	14,970	69,551,226
48	0	77,989,887	20,683	87,382,067	0	69,551,226
49	0	77,989,887	27,544	87,409,611	0	69,551,226
50	0	77,989,887	3,827	87,413,439	10,196	69,561,422
51	0	77,989,887	3,328	87,416,767	9,117	69,570,539
52	0	77,989,887	660	87,417,426	0	69,570,539
53	0	77,989,887	0	87,417,426	0	69,570,539

Indemnity:
Agri-hub shall take all reasonable precautions to ensure that any information and data provided by Agri-hub from its information sources are correct. Neither Agri-hub nor any of its directors, employees or information sources take any responsibility for action or losses that might occur as a result of the usage of this information.

Note: The airfreight volumes are supplied by PPECB.

ORANGES Despatch Summary per Export

(with Historical Data) *(Values expressed in 15.00kg equivalent cartons)*

ORANGES (OR) Exported to Africa and Islands (AFI) : Current Season vs Previous Seasons

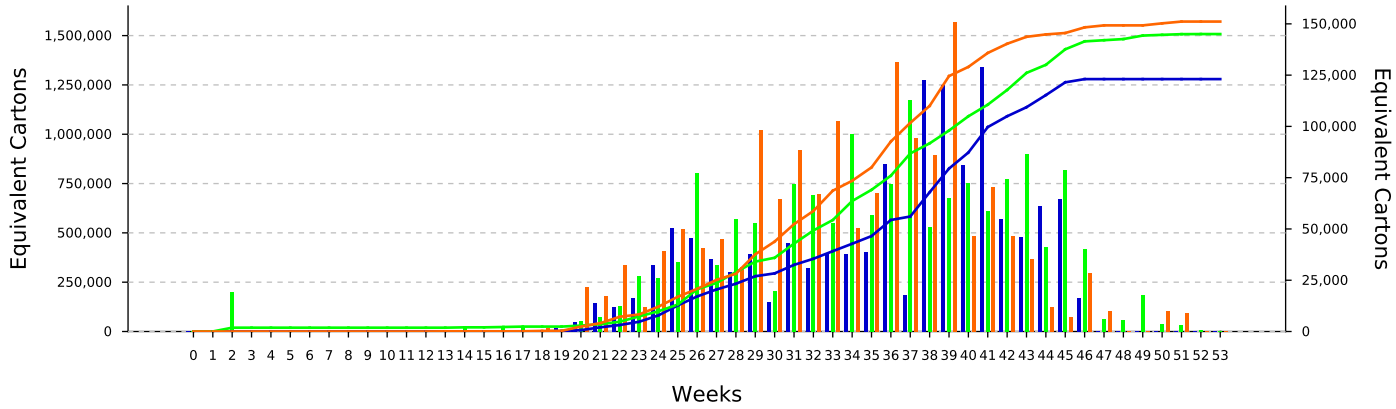

Week	2026 - Current	2026 - Cummulative	2025 - Current	2025 - Cummulative	2024 - Current	2024 - Cummulative
0	0	0	0	0	0	0
1	0	0	250	250	0	0
2	0	0	19,138	19,388	0	0
3	0	0	0	19,388	0	0
4	0	0	0	19,388	0	0
5	0	0	0	19,388	0	0
6	0	0	0	19,388	0	0
7	0	0	0	19,388	0	0
8	0	0	0	19,388	0	0
9	0	0	0	19,388	0	0
10	0	0	0	19,388	0	0
11	0	0	0	19,388	0	0
12	0	0	0	19,388	0	0
13	0	0	0	19,388	832	832
14	0	0	1,664	21,052	0	832
15	0	0	0	21,052	0	832
16	0	0	1,773	22,825	0	832
17	499	499	2,016	24,841	291	1,123
18	0	499	0	24,841	1,862	2,985
19	1,664	2,163	0	24,841	250	3,234
20	4,819	6,982	5,075	29,917	21,775	25,009
21	14,115	21,098	6,898	36,814	17,289	42,298
22	11,718	32,815	12,626	49,440	32,235	74,533
23	16,383	49,199	26,979	76,419	11,894	86,428
24	32,455	81,654	26,134	102,552	39,268	125,696
25	50,278	131,932	34,050	136,602	50,127	175,823
26	45,787	177,719	77,423	214,025	40,496	216,319
27	35,378	213,097	32,200	246,225	45,219	261,537
28	29,148	242,244	55,091	301,316	31,294	292,831
29	37,939	280,184	52,895	354,211	98,352	391,183
30	14,477	294,660	19,603	373,814	64,710	455,893
31	42,986	337,647	71,802	445,616	88,253	544,146
32	31,152	368,799	66,437	512,053	66,821	610,967
33	38,360	407,158	52,912	564,965	102,734	713,701
34	37,754	444,912	96,380	661,345	50,295	763,996
35	38,753	483,665	56,815	718,160	67,751	831,747
36	81,605	565,270	71,802	789,961	131,455	963,202
37	17,690	582,960	112,634	902,596	94,382	1,057,584
38	122,736	705,696	51,157	953,753	86,150	1,143,734
39	120,235	825,930	65,027	1,018,780	151,114	1,294,848
40	81,360	907,291	72,208	1,090,988	46,526	1,341,374
41	128,946	1,036,237	58,969	1,149,957	70,647	1,412,021
42	54,859	1,091,096	74,470	1,224,428	46,634	1,458,656
43	45,904	1,137,000	86,400	1,310,827	35,122	1,493,778
44	61,349	1,198,349	41,053	1,351,881	12,109	1,505,887
45	64,703	1,263,052	78,652	1,430,533	7,211	1,513,098
46	16,469	1,279,521	40,166	1,470,699	28,555	1,541,653
47	0	1,279,521	5,970	1,476,669	10,171	1,551,823
48	0	1,279,521	5,778	1,482,447	0	1,551,823
49	0	1,279,521	17,640	1,500,087	0	1,551,823
50	0	1,279,521	3,827	1,503,914	10,196	1,562,019
51	0	1,279,521	3,328	1,507,242	9,117	1,571,137
52	0	1,279,521	660	1,507,902	0	1,571,137
53	0	1,279,521	0	1,507,902	0	1,571,137

Indemnity:
Agri-hub shall take all reasonable precautions to ensure that any information and data provided by Agri-hub from its information sources are correct. Neither Agri-hub nor any of its directors, employees or information sources take any responsibility for action or losses that might occur as a result of the usage of this information.

Note: The airfreight volumes are supplied by PPECB.

ORANGES Despatch Summary per Export

(with Historical Data) *(Values expressed in 15.00kg equivalent cartons)*

ORANGES (OR) Exported to Asia (ASA) : Current Season vs Previous Seasons

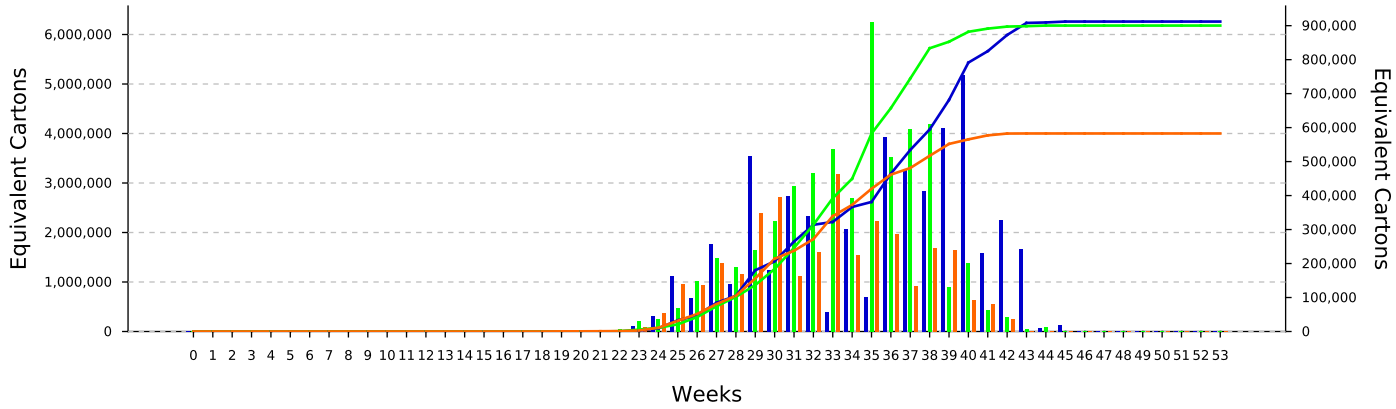

Week	2026 - Current	2026 - Cummulative	2025 - Current	2025 - Cummulative	2024 - Current	2024 - Cummulative
0	0	0	0	0	0	0
1	1,664	1,664	0	0	0	0
2	0	1,664	0	0	0	0
3	0	1,664	0	0	0	0
4	0	1,664	0	0	0	0
5	0	1,664	0	0	0	0
6	0	1,664	0	0	0	0
7	0	1,664	0	0	0	0
8	0	1,664	0	0	0	0
9	0	1,664	0	0	0	0
10	0	1,664	0	0	0	0
11	0	1,664	0	0	0	0
12	0	1,664	0	0	0	0
13	0	1,664	0	0	0	0
14	0	1,664	0	0	0	0
15	0	1,664	0	0	0	0
16	0	1,664	0	0	0	0
17	0	1,664	0	0	0	0
18	0	1,664	0	0	0	0
19	0	1,664	0	0	3,245	3,245
20	0	1,664	0	0	0	3,245
21	582	2,246	0	0	2,080	5,325
22	0	2,246	6,656	6,656	2,628	7,953
23	16,115	18,362	31,843	38,499	12,762	20,715
24	44,666	63,027	36,275	74,774	55,422	76,136
25	162,443	225,470	70,052	144,826	141,054	217,190
26	97,750	323,220	147,323	292,149	136,260	353,450
27	257,660	580,880	217,366	509,515	201,053	554,503
28	139,656	720,536	189,577	699,092	168,106	722,608
29	516,566	1,237,102	238,659	937,751	349,456	1,072,065
30	180,922	1,418,024	325,311	1,263,062	396,952	1,469,017
31	398,388	1,816,412	427,112	1,690,175	162,904	1,631,920
32	339,225	2,155,637	465,582	2,155,757	235,321	1,867,241
33	58,282	2,213,918	538,314	2,694,071	463,975	2,331,216
34	301,537	2,515,456	392,038	3,086,109	226,267	2,557,483
35	101,691	2,617,146	912,060	3,998,169	325,582	2,883,065
36	571,470	3,188,616	514,720	4,512,889	286,214	3,169,279
37	479,132	3,667,748	597,218	5,110,107	133,784	3,303,063
38	413,392	4,081,140	611,498	5,721,606	246,188	3,549,250
39	597,503	4,678,644	132,035	5,853,641	240,351	3,789,602
40	754,054	5,432,698	200,998	6,054,638	91,426	3,881,027
41	230,568	5,663,266	64,345	6,118,983	81,349	3,962,376
42	327,118	5,990,384	41,226	6,160,209	36,712	3,999,088
43	243,212	6,233,596	8,320	6,168,529	1,664	4,000,752
44	9,984	6,243,580	11,898	6,180,426	0	4,000,752
45	17,711	6,261,292	0	6,180,426	0	4,000,752
46	0	6,261,292	0	6,180,426	0	4,000,752
47	0	6,261,292	0	6,180,426	0	4,000,752
48	0	6,261,292	0	6,180,426	0	4,000,752
49	0	6,261,292	0	6,180,426	0	4,000,752
50	0	6,261,292	0	6,180,426	0	4,000,752
51	0	6,261,292	0	6,180,426	0	4,000,752
52	0	6,261,292	0	6,180,426	0	4,000,752
53	0	6,261,292	0	6,180,426	0	4,000,752

Indemnity:
Agri-hub shall take all reasonable precautions to ensure that any information and data provided by Agri-hub from its information sources are correct. Neither Agri-hub nor any of its directors, employees or information sources take any responsibility for action or losses that might occur as a result of the usage of this information.

Note: The airfreight volumes are supplied by PPECB.

ORANGES Despatch Summary per Export

(with Historical Data) *(Values expressed in 15.00kg equivalent cartons)*

ORANGES (OR) Exported to Canada (CAN) : Current Season vs Previous Seasons

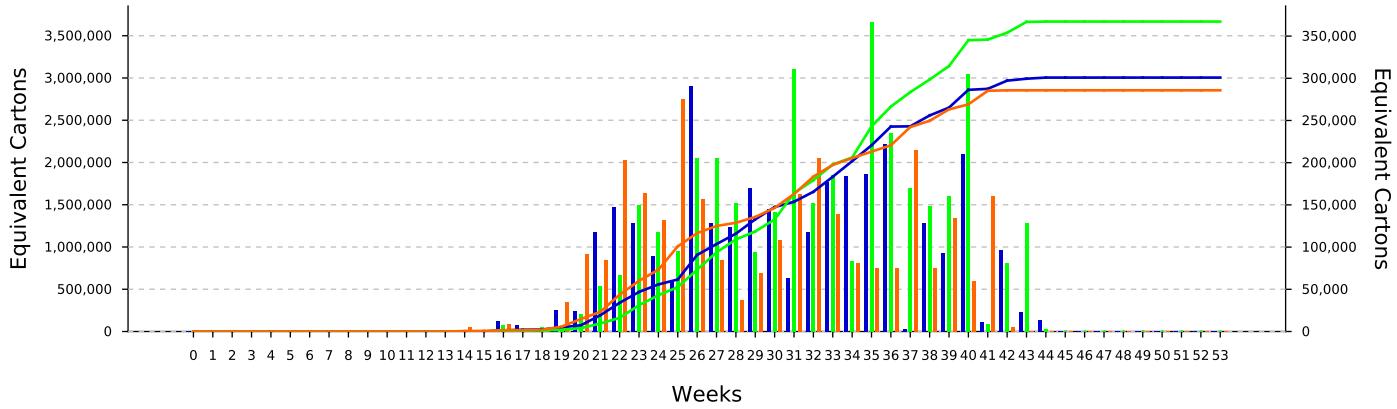

Week	2026 - Current	2026 - Cummulative	2025 - Current	2025 - Cummulative	2024 - Current	2024 - Cummulative
0	0	0	0	0	0	0
1	0	0	0	0	0	0
2	0	0	0	0	0	0
3	0	0	0	0	0	0
4	0	0	0	0	0	0
5	0	0	0	0	0	0
6	0	0	0	0	0	0
7	0	0	0	0	0	0
8	0	0	0	0	0	0
9	0	0	0	0	0	0
10	0	0	0	0	0	0
11	0	0	0	0	0	0
12	0	0	0	0	0	0
13	0	0	0	0	0	0
14	0	0	0	0	5,120	5,120
15	0	0	0	0	1,595	6,714
16	12,943	12,943	7,946	7,946	9,199	15,913
17	7,720	20,663	0	7,946	250	16,163
18	3,316	23,979	5,848	13,794	4,659	20,822
19	24,979	48,958	5,472	19,266	35,486	56,308
20	24,514	73,472	20,975	40,241	91,595	147,903
21	118,453	191,925	53,972	94,213	84,438	232,341
22	147,834	339,759	67,324	161,537	203,420	435,762
23	127,947	467,706	149,629	311,166	163,715	599,477
24	89,475	557,181	118,173	429,339	132,633	732,110
25	58,323	615,504	95,901	525,240	275,292	1,007,401
26	290,512	906,016	205,730	730,970	156,879	1,164,280
27	128,528	1,034,543	205,844	936,814	84,491	1,248,771
28	123,267	1,157,810	152,438	1,089,252	37,706	1,286,477
29	169,476	1,327,286	94,755	1,184,007	68,781	1,355,258
30	145,161	1,472,446	141,816	1,325,823	108,154	1,463,413
31	62,821	1,535,267	311,451	1,637,274	163,131	1,626,544
32	118,128	1,653,395	152,769	1,790,043	205,822	1,832,366
33	177,689	1,831,084	185,649	1,975,692	139,176	1,971,542
34	184,705	2,015,788	83,287	2,058,979	80,712	2,052,253
35	186,771	2,202,559	367,186	2,426,165	75,588	2,127,841
36	222,423	2,424,982	235,762	2,661,927	75,794	2,203,636
37	2,867	2,427,849	170,150	2,832,077	215,350	2,418,986
38	128,490	2,556,339	149,153	2,981,230	74,684	2,493,669
39	93,201	2,649,540	160,111	3,141,341	134,700	2,628,370
40	210,304	2,859,844	304,864	3,446,205	59,280	2,687,650
41	11,798	2,871,642	8,547	3,454,752	160,899	2,848,549
42	96,950	2,968,592	80,944	3,535,696	5,734	2,854,283
43	22,979	2,991,571	128,477	3,664,174	0	2,854,283
44	13,156	3,004,727	3,430	3,667,604	0	2,854,283
45	0	3,004,727	0	3,667,604	0	2,854,283
46	0	3,004,727	0	3,667,604	0	2,854,283
47	0	3,004,727	0	3,667,604	0	2,854,283
48	0	3,004,727	0	3,667,604	0	2,854,283
49	0	3,004,727	0	3,667,604	0	2,854,283
50	0	3,004,727	0	3,667,604	0	2,854,283
51	0	3,004,727	0	3,667,604	0	2,854,283
52	0	3,004,727	0	3,667,604	0	2,854,283
53	0	3,004,727	0	3,667,604	0	2,854,283

Indemnity:
Agri-hub shall take all reasonable precautions to ensure that any information and data provided by Agri-hub from its information sources are correct. Neither Agri-hub nor any of its directors, employees or information sources take any responsibility for action or losses that might occur as a result of the usage of this information.

Note: The airfreight volumes are supplied by PPECB.

ORANGES Despatch Summary per Export

(with Historical Data) *(Values expressed in 15.00kg equivalent cartons)*

ORANGES (OR) Exported to China (CHN) : Current Season vs Previous Seasons

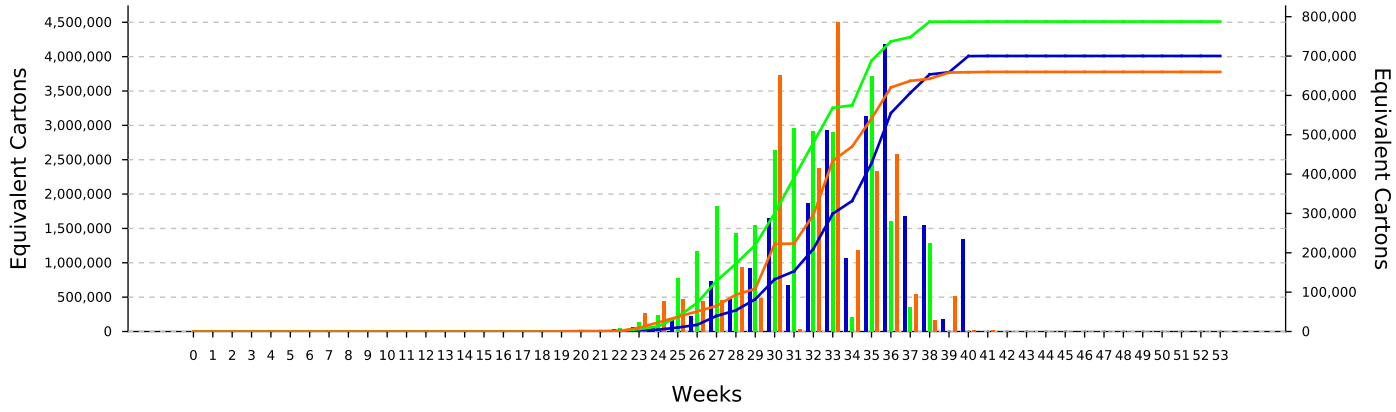

Week	2026 - Current	2026 - Cummulative	2025 - Current	2025 - Cummulative	2024 - Current	2024 - Cummulative
0	0	0	0	0	0	0
1	0	0	0	0	0	0
2	0	0	0	0	0	0
3	0	0	0	0	0	0
4	0	0	0	0	0	0
5	0	0	0	0	0	0
6	0	0	0	0	0	0
7	0	0	0	0	0	0
8	0	0	0	0	0	0
9	0	0	0	0	0	0
10	0	0	0	0	0	0
11	0	0	0	0	0	0
12	0	0	0	0	0	0
13	0	0	0	0	0	0
14	0	0	0	0	0	0
15	0	0	0	0	0	0
16	0	0	0	0	0	0
17	0	0	0	0	0	0
18	0	0	0	0	0	0
19	0	0	0	0	1,664	1,664
20	0	0	1,618	1,618	4,796	6,460
21	0	0	0	1,618	0	6,460
22	6,598	6,598	8,433	10,051	416	6,876
23	11,095	17,692	24,106	34,156	47,299	54,175
24	9,094	26,786	42,141	76,297	78,008	132,183
25	30,490	57,276	136,877	213,174	81,361	213,544
26	39,582	96,858	203,939	417,112	78,709	292,254
27	128,921	225,779	318,658	735,771	78,843	371,096
28	82,606	308,385	251,383	987,153	164,329	535,425
29	161,518	469,903	271,664	1,258,817	86,129	621,554
30	288,816	758,718	461,389	1,720,206	652,027	1,273,581
31	117,511	876,229	518,158	2,238,363	6,590	1,280,170
32	326,530	1,202,760	510,084	2,748,448	416,509	1,696,679
33	511,276	1,714,035	506,042	3,254,490	787,628	2,484,308
34	186,239	1,900,274	37,834	3,292,324	207,657	2,691,965
35	547,987	2,448,260	648,443	3,940,766	407,496	3,099,461
36	729,550	3,177,810	280,085	4,220,851	451,578	3,551,039
37	294,131	3,471,942	63,184	4,284,035	96,277	3,647,316
38	269,440	3,741,382	224,738	4,508,773	30,364	3,677,680
39	31,181	3,772,562	0	4,508,773	90,412	3,768,093
40	235,183	4,007,745	0	4,508,773	4,992	3,773,085
41	2,288	4,010,033	1,664	4,510,437	4,930	3,778,014
42	0	4,010,033	0	4,510,437	0	3,778,014
43	0	4,010,033	0	4,510,437	0	3,778,014
44	0	4,010,033	0	4,510,437	0	3,778,014
45	0	4,010,033	0	4,510,437	0	3,778,014
46	0	4,010,033	0	4,510,437	0	3,778,014
47	0	4,010,033	0	4,510,437	0	3,778,014
48	0	4,010,033	0	4,510,437	0	3,778,014
49	0	4,010,033	0	4,510,437	0	3,778,014
50	0	4,010,033	0	4,510,437	0	3,778,014
51	0	4,010,033	0	4,510,437	0	3,778,014
52	0	4,010,033	0	4,510,437	0	3,778,014
53	0	4,010,033	0	4,510,437	0	3,778,014

Indemnity:
Agri-hub shall take all reasonable precautions to ensure that any information and data provided by Agri-hub from its information sources are correct. Neither Agri-hub nor any of its directors, employees or information sources take any responsibility for action or losses that might occur as a result of the usage of this information.

Note: The airfreight volumes are supplied by PPECB.

ORANGES Despatch Summary per Export

(with Historical Data) *(Values expressed in 15.00kg equivalent cartons)*

ORANGES (OR) Exported to Europe (EUR) : Current Season vs Previous Seasons

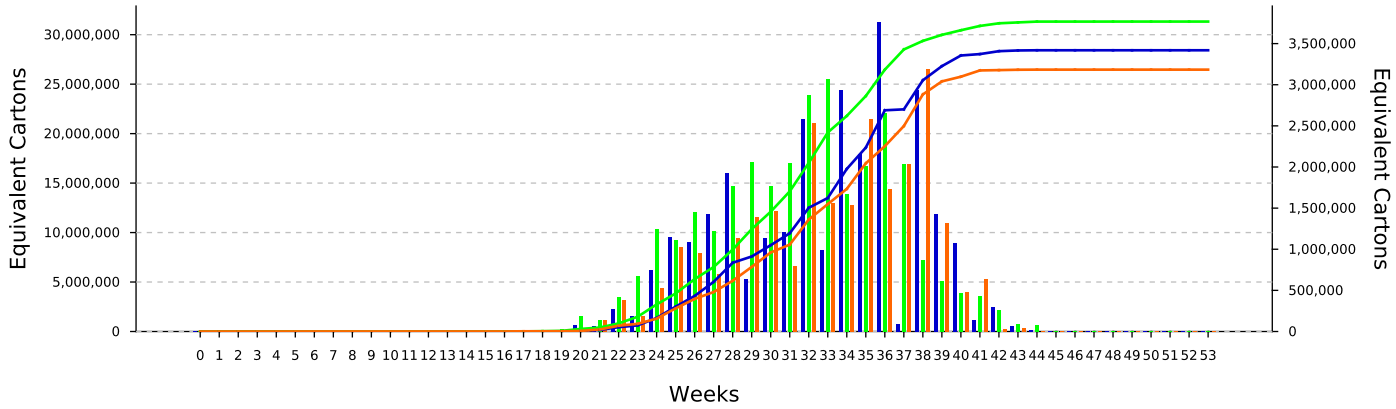

Week	2026 - Current	2026 - Cummulative	2025 - Current	2025 - Cummulative	2024 - Current	2024 - Cummulative
0	0	0	0	0	0	0
1	0	0	0	0	0	0
2	0	0	1,664	1,664	0	0
3	0	0	0	1,664	0	0
4	0	0	0	1,664	0	0
5	0	0	3,328	4,992	3,544	3,544
6	0	0	0	4,992	2,022	5,566
7	0	0	0	4,992	0	5,566
8	0	0	0	4,992	0	5,566
9	0	0	0	4,992	0	5,566
10	0	0	0	4,992	0	5,566
11	0	0	0	4,992	1,038	6,604
12	0	0	0	4,992	0	6,604
13	0	0	684	5,676	0	6,604
14	0	0	4,992	10,668	0	6,604
15	0	0	0	10,668	0	6,604
16	0	0	0	10,668	0	6,604
17	0	0	0	10,668	14,005	20,609
18	0	0	21,093	31,762	1,664	22,273
19	14,159	14,159	32,571	64,332	5,408	27,681
20	77,047	91,205	193,325	257,657	31,363	59,044
21	67,434	158,640	140,544	398,201	143,993	203,037
22	275,861	434,500	420,295	818,497	382,908	585,946
23	184,101	618,601	671,811	1,490,307	188,953	774,899
24	747,806	1,366,407	1,245,782	2,736,089	533,483	1,308,382
25	1,144,107	2,510,514	1,112,500	3,848,590	1,029,401	2,337,783
26	1,083,560	3,594,074	1,450,085	5,298,675	956,468	3,294,251
27	1,425,704	5,019,778	1,219,594	6,518,268	696,666	3,990,917
28	1,929,105	6,948,883	1,764,719	8,282,987	1,135,576	5,126,493
29	633,356	7,582,239	2,061,805	10,344,792	1,397,235	6,523,727
30	1,140,365	8,722,604	1,763,058	12,107,850	1,462,925	7,986,652
31	1,204,093	9,926,697	2,054,456	14,162,306	795,613	8,782,265
32	2,578,732	12,505,428	2,879,187	17,041,493	2,532,594	11,314,859
33	988,698	13,494,127	3,073,186	20,114,679	1,559,264	12,874,123
34	2,938,939	16,433,065	1,673,604	21,788,283	1,540,012	14,414,135
35	2,157,108	18,590,173	2,013,676	23,801,958	2,584,929	16,999,064
36	3,767,945	22,358,118	2,661,590	26,463,548	1,727,841	18,726,905
37	94,560	22,452,678	2,040,740	28,504,288	2,037,272	20,764,177
38	2,939,189	25,391,867	865,113	29,369,401	3,195,860	23,960,038
39	1,425,769	26,817,636	609,525	29,978,927	1,316,821	25,276,859
40	1,078,341	27,895,977	471,242	30,450,169	476,781	25,753,639
41	143,625	28,039,603	433,376	30,883,545	633,511	26,387,151
42	293,847	28,333,450	265,676	31,149,221	31,592	26,418,743
43	71,061	28,404,510	90,350	31,239,571	38,190	26,456,933
44	19,752	28,424,262	84,200	31,323,771	9,723	26,466,656
45	0	28,424,262	0	31,323,771	0	26,466,656
46	83	28,424,346	0	31,323,771	0	26,466,656
47	0	28,424,346	0	31,323,771	0	26,466,656
48	0	28,424,346	1,646	31,325,417	0	26,466,656
49	0	28,424,346	0	31,325,417	0	26,466,656
50	0	28,424,346	0	31,325,417	0	26,466,656
51	0	28,424,346	0	31,325,417	0	26,466,656
52	0	28,424,346	0	31,325,417	0	26,466,656
53	0	28,424,346	0	31,325,417	0	26,466,656

Indemnity:
Agri-hub shall take all reasonable precautions to ensure that any information and data provided by Agri-hub from its information sources are correct. Neither Agri-hub nor any of its directors, employees or information sources take any responsibility for action or losses that might occur as a result of the usage of this information.

Note: The airfreight volumes are supplied by PPECB.

ORANGES Despatch Summary per Export

(with Historical Data) *(Values expressed in 15.00kg equivalent cartons)*

ORANGES (OR) Exported to Middle East (MEA) : Current Season vs Previous Seasons

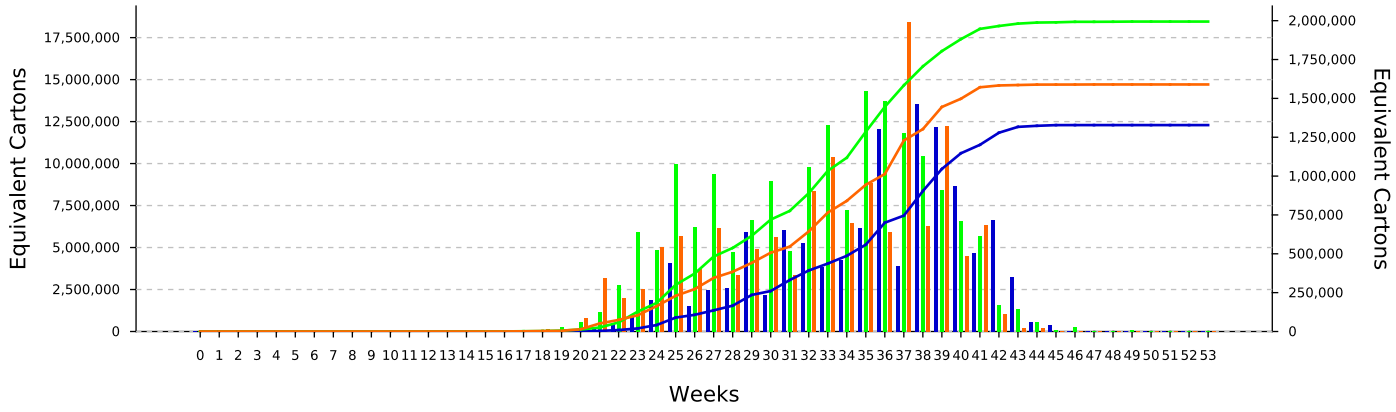

Week	2026 - Current	2026 - Cummulative	2025 - Current	2025 - Cummulative	2024 - Current	2024 - Cummulative
0	0	0	0	0	0	0
1	0	0	0	0	0	0
2	0	0	0	0	0	0
3	0	0	0	0	0	0
4	0	0	0	0	0	0
5	0	0	0	0	0	0
6	0	0	0	0	0	0
7	0	0	0	0	0	0
8	0	0	0	0	0	0
9	0	0	0	0	0	0
10	0	0	0	0	0	0
11	0	0	250	250	0	0
12	0	0	143	393	0	0
13	0	0	1,646	2,039	0	0
14	0	0	0	2,039	0	0
15	0	0	582	2,622	0	0
16	0	0	2,074	4,696	2,413	2,413
17	3,328	3,328	11,198	15,894	9,235	11,648
18	0	3,328	7,694	23,589	16,950	28,598
19	0	3,328	31,158	54,747	13,312	41,910
20	11,636	14,964	61,263	116,010	89,646	131,556
21	17,677	32,641	122,912	238,922	344,304	475,859
22	54,281	86,922	301,622	540,545	212,918	688,778
23	95,549	182,471	638,902	1,179,447	275,987	964,764
24	203,478	385,949	521,714	1,701,160	546,553	1,511,317
25	442,090	828,040	1,079,151	2,780,312	612,593	2,123,911
26	164,189	992,229	670,487	3,450,799	401,164	2,525,075
27	267,097	1,259,325	1,013,262	4,464,060	665,994	3,191,068
28	278,896	1,538,221	511,842	4,975,902	365,723	3,556,791
29	638,502	2,176,723	720,590	5,696,492	528,973	4,085,764
30	232,209	2,408,932	966,172	6,662,663	606,311	4,692,074
31	655,823	3,064,755	518,378	7,181,041	362,945	5,055,019
32	567,415	3,632,170	1,055,412	8,236,453	902,643	5,957,663
33	412,637	4,044,808	1,328,254	9,564,707	1,121,844	7,079,507
34	461,053	4,505,861	784,902	10,349,609	699,836	7,779,343
35	667,448	5,173,309	1,546,695	11,896,304	957,695	8,737,038
36	1,305,417	6,478,727	1,480,731	13,377,035	639,756	9,376,794
37	421,567	6,900,294	1,279,900	14,656,935	1,994,324	11,371,118
38	1,461,717	8,362,011	1,128,241	15,785,176	679,377	12,050,495
39	1,316,468	9,678,479	910,811	16,695,987	1,319,780	13,370,275
40	934,045	10,612,525	711,545	17,407,532	487,965	13,858,240
41	503,926	11,116,450	611,929	18,019,461	683,908	14,542,148
42	719,766	11,836,216	172,309	18,191,770	109,763	14,651,911
43	347,999	12,184,215	141,576	18,333,346	25,297	14,677,208
44	63,419	12,247,634	63,727	18,397,073	24,628	14,701,836
45	41,309	12,288,943	12,064	18,409,137	1,664	14,703,500
46	1,732	12,290,675	31,855	18,440,992	1,664	14,705,164
47	0	12,290,675	0	18,440,992	4,800	14,709,963
48	0	12,290,675	4,939	18,445,931	0	14,709,963
49	0	12,290,675	9,904	18,455,835	0	14,709,963
50	0	12,290,675	0	18,455,835	0	14,709,963
51	0	12,290,675	0	18,455,835	0	14,709,963
52	0	12,290,675	0	18,455,835	0	14,709,963
53	0	12,290,675	0	18,455,835	0	14,709,963

Indemnity:
Agri-hub shall take all reasonable precautions to ensure that any information and data provided by Agri-hub from its information sources are correct. Neither Agri-hub nor any of its directors, employees or information sources take any responsibility for action or losses that might occur as a result of the usage of this information.

Note: The airfreight volumes are supplied by PPECB.

ORANGES Despatch Summary per Export

(with Historical Data) *(Values expressed in 15.00kg equivalent cartons)*

ORANGES (OR) Exported to North-America (NAM) : Current Season vs Previous Seasons

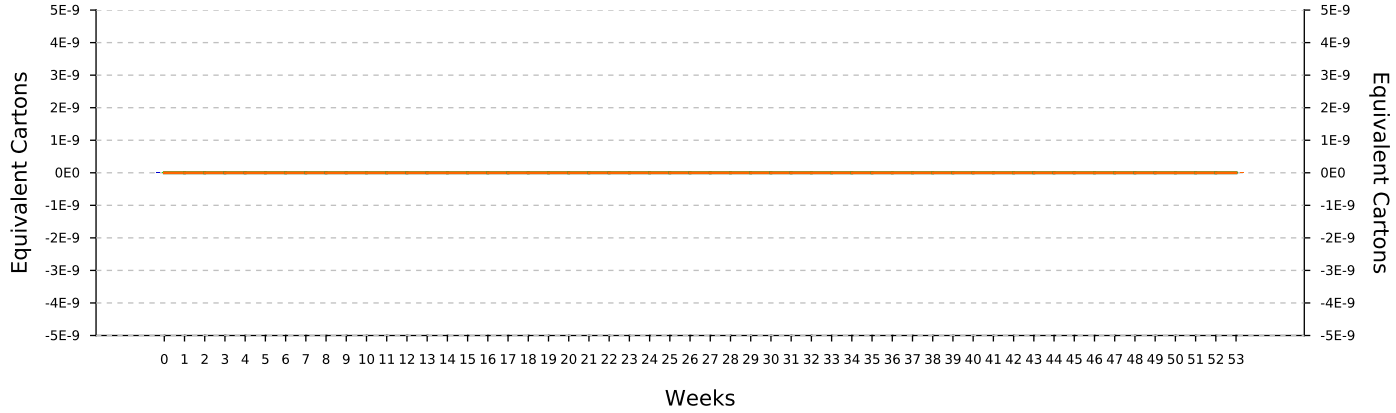

2026 - Cummulative | 2025 - Cummulative | 2024 - Cummulative | 2026 | 2025 | 2024

Week	2026 - Current	2026 - Cummulative	2025 - Current	2025 - Cummulative	2024 - Current	2024 - Cummulative
0	0	0	0	0	0	0
1	0	0	0	0	0	0
2	0	0	0	0	0	0
3	0	0	0	0	0	0
4	0	0	0	0	0	0
5	0	0	0	0	0	0
6	0	0	0	0	0	0
7	0	0	0	0	0	0
8	0	0	0	0	0	0
9	0	0	0	0	0	0
10	0	0	0	0	0	0
11	0	0	0	0	0	0
12	0	0	0	0	0	0
13	0	0	0	0	0	0
14	0	0	0	0	0	0
15	0	0	0	0	0	0
16	0	0	0	0	0	0
17	0	0	0	0	0	0
18	0	0	0	0	0	0
19	0	0	0	0	0	0
20	0	0	0	0	0	0
21	0	0	0	0	0	0
22	0	0	0	0	0	0
23	0	0	0	0	0	0
24	0	0	0	0	0	0
25	0	0	0	0	0	0
26	0	0	0	0	0	0
27	0	0	0	0	0	0
28	0	0	0	0	0	0
29	0	0	0	0	0	0
30	0	0	0	0	0	0
31	0	0	0	0	0	0
32	0	0	0	0	0	0
33	0	0	0	0	0	0
34	0	0	0	0	0	0
35	0	0	0	0	0	0
36	0	0	0	0	0	0
37	0	0	0	0	0	0
38	0	0	0	0	0	0
39	0	0	0	0	0	0
40	0	0	0	0	0	0
41	0	0	0	0	0	0
42	0	0	0	0	0	0
43	0	0	0	0	0	0
44	0	0	0	0	0	0
45	0	0	0	0	0	0
46	0	0	0	0	0	0
47	0	0	0	0	0	0
48	0	0	0	0	0	0
49	0	0	0	0	0	0
50	0	0	0	0	0	0
51	0	0	0	0	0	0
52	0	0	0	0	0	0
53	0	0	0	0	0	0

Indemnity:
Agri-hub shall take all reasonable precautions to ensure that any information and data provided by Agri-hub from its information sources are correct. Neither Agri-hub nor any of its directors, employees or information sources take any responsibility for action or losses that might occur as a result of the usage of this information.

Note: The airfreight volumes are supplied by PPECB.

ORANGES Despatch Summary per Export

(with Historical Data) *(Values expressed in 15.00kg equivalent cartons)*

ORANGES (OR) Exported to Other (OTH) : Current Season vs Previous Seasons

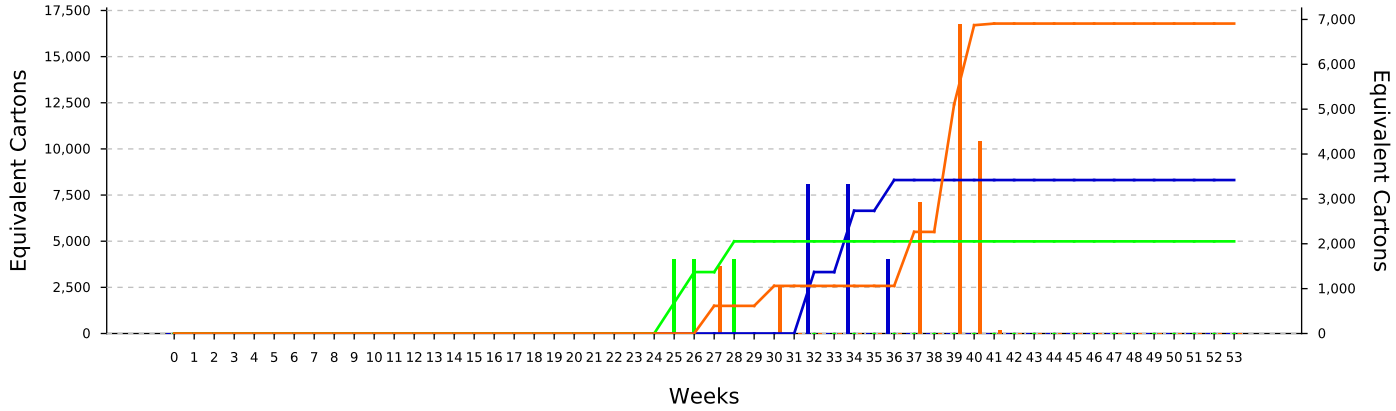

Week	2026 - Current	2026 - Cummulative	2025 - Current	2025 - Cummulative	2024 - Current	2024 - Cummulative
0	0	0	0	0	0	0
1	0	0	0	0	0	0
2	0	0	0	0	0	0
3	0	0	0	0	0	0
4	0	0	0	0	0	0
5	0	0	0	0	0	0
6	0	0	0	0	0	0
7	0	0	0	0	0	0
8	0	0	0	0	0	0
9	0	0	0	0	0	0
10	0	0	0	0	0	0
11	0	0	0	0	0	0
12	0	0	0	0	0	0
13	0	0	0	0	0	0
14	0	0	0	0	0	0
15	0	0	0	0	0	0
16	0	0	0	0	0	0
17	0	0	0	0	0	0
18	0	0	0	0	0	0
19	0	0	0	0	0	0
20	0	0	0	0	0	0
21	0	0	0	0	0	0
22	0	0	0	0	0	0
23	0	0	0	0	0	0
24	0	0	0	0	0	0
25	0	0	1,664	1,664	0	0
26	0	0	1,664	3,328	0	0
27	0	0	0	3,328	1,498	1,498
28	0	0	1,664	4,992	0	1,498
29	0	0	0	4,992	0	1,498
30	0	0	0	4,992	1,082	2,579
31	0	0	0	4,992	0	2,579
32	3,328	3,328	0	4,992	0	2,579
33	0	3,328	0	4,992	0	2,579
34	3,322	6,650	0	4,992	0	2,579
35	0	6,650	0	4,992	0	2,579
36	1,664	8,314	0	4,992	0	2,579
37	0	8,314	0	4,992	2,926	5,505
38	0	8,314	0	4,992	0	5,505
39	0	8,314	0	4,992	6,908	12,413
40	0	8,314	0	4,992	4,290	16,704
41	0	8,314	0	4,992	88	16,791
42	0	8,314	0	4,992	0	16,791
43	0	8,314	0	4,992	0	16,791
44	0	8,314	0	4,992	0	16,791
45	0	8,314	0	4,992	0	16,791
46	0	8,314	0	4,992	0	16,791
47	0	8,314	0	4,992	0	16,791
48	0	8,314	0	4,992	0	16,791
49	0	8,314	0	4,992	0	16,791
50	0	8,314	0	4,992	0	16,791
51	0	8,314	0	4,992	0	16,791
52	0	8,314	0	4,992	0	16,791
53	0	8,314	0	4,992	0	16,791

Indemnity:
Agri-hub shall take all reasonable precautions to ensure that any information and data provided by Agri-hub from its information sources are correct. Neither Agri-hub nor any of its directors, employees or information sources take any responsibility for action or losses that might occur as a result of the usage of this information.

Note: The airfreight volumes are supplied by PPECB.

ORANGES Despatch Summary per Export

(with Historical Data) *(Values expressed in 15.00kg equivalent cartons)*

ORANGES (OR) Exported to Russian Federation (RUS) : Current Season vs Previous Seasons

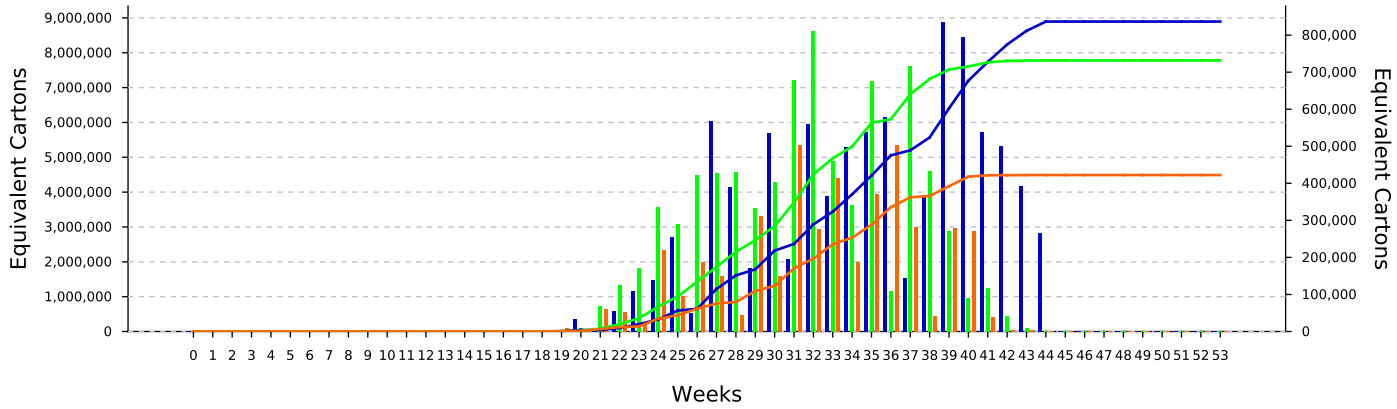

Week	2026 - Current	2026 - Cummulative	2025 - Current	2025 - Cummulative	2024 - Current	2024 - Cummulative
0	0	0	0	0	0	0
1	0	0	0	0	0	0
2	0	0	0	0	0	0
3	0	0	0	0	0	0
4	0	0	0	0	0	0
5	0	0	0	0	0	0
6	0	0	0	0	0	0
7	0	0	0	0	0	0
8	0	0	0	0	0	0
9	0	0	0	0	0	0
10	0	0	0	0	0	0
11	0	0	0	0	0	0
12	0	0	0	0	0	0
13	0	0	0	0	0	0
14	0	0	0	0	0	0
15	910	910	0	0	0	0
16	0	910	0	0	0	0
17	3,409	4,319	0	0	0	0
18	0	4,319	3,166	3,166	946	946
19	3,368	7,687	4,025	7,191	8,299	9,245
20	34,800	42,487	8,769	15,960	2,867	12,112
21	3,035	45,522	68,845	84,804	60,376	72,489
22	55,775	101,297	124,493	209,297	52,127	124,616
23	108,378	209,675	170,869	380,166	22,682	147,298
24	138,477	348,151	336,319	716,485	221,168	368,466
25	253,716	601,867	288,944	1,005,429	96,961	465,428
26	49,696	651,563	423,356	1,428,785	188,590	654,018
27	567,659	1,219,223	426,932	1,855,717	149,132	803,150
28	391,230	1,610,453	429,847	2,285,565	44,629	847,779
29	171,692	1,782,145	333,855	2,619,420	312,527	1,160,306
30	537,022	2,319,166	403,317	3,022,737	150,114	1,310,420
31	194,818	2,513,985	678,040	3,700,777	502,635	1,813,055
32	559,101	3,073,086	810,762	4,511,540	277,346	2,090,401
33	366,632	3,439,718	459,330	4,970,870	414,392	2,504,793
34	498,941	3,938,659	340,983	5,311,853	187,242	2,692,035
35	537,364	4,476,024	675,347	5,987,200	372,174	3,064,209
36	578,761	5,054,785	109,426	6,096,627	502,556	3,566,766
37	144,928	5,199,713	716,462	6,813,089	283,089	3,849,855
38	368,833	5,568,546	434,289	7,247,378	40,914	3,890,769
39	836,560	6,405,106	270,790	7,518,167	280,189	4,170,958
40	793,744	7,198,851	89,335	7,607,502	272,464	4,443,422
41	538,365	7,737,216	117,686	7,725,189	39,705	4,483,127
42	499,609	8,236,825	41,920	7,767,109	3,328	4,486,455
43	392,381	8,629,206	9,545	7,776,654	2,884	4,489,339
44	266,309	8,895,515	1,664	7,778,318	1,468	4,490,807
45	0	8,895,515	717	7,779,035	0	4,490,807
46	0	8,895,515	0	7,779,035	0	4,490,807
47	0	8,895,515	0	7,779,035	0	4,490,807
48	0	8,895,515	0	7,779,035	0	4,490,807
49	0	8,895,515	0	7,779,035	0	4,490,807
50	0	8,895,515	0	7,779,035	0	4,490,807
51	0	8,895,515	0	7,779,035	0	4,490,807
52	0	8,895,515	0	7,779,035	0	4,490,807
53	0	8,895,515	0	7,779,035	0	4,490,807

Indemnity:
Agri-hub shall take all reasonable precautions to ensure that any information and data provided by Agri-hub from its information sources are correct. Neither Agri-hub nor any of its directors, employees or information sources take any responsibility for action or losses that might occur as a result of the usage of this information.

Note: The airfreight volumes are supplied by PPECB.

ORANGES Despatch Summary per Export

(with Historical Data) *(Values expressed in 15.00kg equivalent cartons)*

ORANGES (OR) Exported to South East Asia (SEA) : Current Season vs Previous Seasons

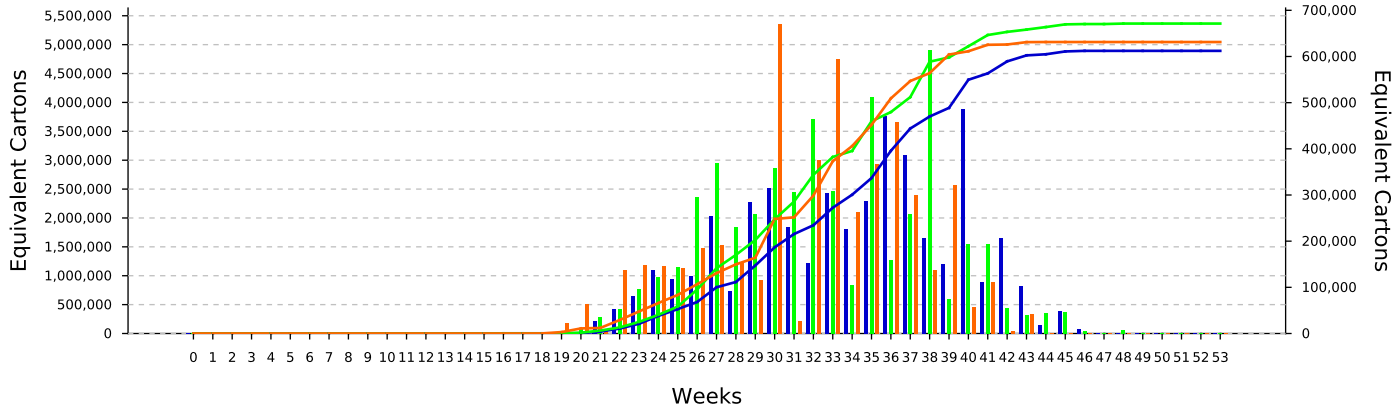

Week	2026 - Current	2026 - Cummulative	2025 - Current	2025 - Cummulative	2024 - Current	2024 - Cummulative
0	0	0	0	0	0	0
1	0	0	0	0	0	0
2	0	0	0	0	0	0
3	0	0	0	0	0	0
4	0	0	0	0	0	0
5	0	0	0	0	0	0
6	0	0	0	0	0	0
7	0	0	0	0	0	0
8	0	0	0	0	0	0
9	0	0	0	0	0	0
10	0	0	0	0	0	0
11	0	0	0	0	0	0
12	0	0	0	0	0	0
13	0	0	0	0	0	0
14	0	0	0	0	0	0
15	0	0	0	0	0	0
16	3,040	3,040	1,495	1,495	0	0
17	0	3,040	0	1,495	0	0
18	0	3,040	723	2,218	1,323	1,323
19	0	3,040	1,323	3,541	23,062	24,385
20	2,016	5,056	10,761	14,302	63,352	87,737
21	27,976	33,032	36,708	51,010	8,492	96,229
22	52,618	85,650	53,873	104,882	136,450	232,679
23	82,226	167,876	95,623	200,505	148,613	381,292
24	137,061	304,937	122,605	323,111	145,883	527,174
25	117,400	422,337	143,131	466,242	141,178	668,353
26	123,447	545,784	294,656	760,897	184,519	852,872
27	253,923	799,707	368,980	1,129,877	191,801	1,044,673
28	91,888	891,595	230,209	1,360,086	151,891	1,196,564
29	284,684	1,176,280	258,375	1,618,461	114,809	1,311,373
30	315,286	1,491,565	358,424	1,976,884	671,314	1,982,687
31	229,649	1,721,214	305,930	2,282,814	28,049	2,010,736
32	152,298	1,873,512	464,526	2,747,341	376,691	2,387,427
33	303,557	2,177,069	307,848	3,055,188	593,955	2,981,381
34	225,546	2,402,614	105,214	3,160,402	262,981	3,244,362
35	287,915	2,690,529	513,062	3,673,465	366,637	3,610,999
36	471,743	3,162,272	159,213	3,832,678	458,452	4,069,451
37	385,907	3,548,179	258,863	4,091,541	301,027	4,370,477
38	207,727	3,755,906	613,685	4,705,226	136,622	4,507,100
39	149,869	3,905,775	73,805	4,779,031	321,291	4,828,390
40	486,140	4,391,914	192,879	4,971,910	57,176	4,885,566
41	110,483	4,502,398	194,380	5,166,291	111,851	4,997,417
42	207,666	4,710,064	54,394	5,220,684	4,828	5,002,245
43	103,859	4,813,923	39,948	5,260,632	41,499	5,043,743
44	19,380	4,833,302	43,728	5,304,360	1,664	5,045,407
45	49,197	4,882,499	46,642	5,351,002	0	5,045,407
46	10,289	4,892,789	5,633	5,356,636	0	5,045,407
47	0	4,892,789	0	5,356,636	0	5,045,407
48	0	4,892,789	8,320	5,364,956	0	5,045,407
49	0	4,892,789	0	5,364,956	0	5,045,407
50	0	4,892,789	0	5,364,956	0	5,045,407
51	0	4,892,789	0	5,364,956	0	5,045,407
52	0	4,892,789	0	5,364,956	0	5,045,407
53	0	4,892,789	0	5,364,956	0	5,045,407

Indemnity:
Agri-hub shall take all reasonable precautions to ensure that any information and data provided by Agri-hub from its information sources are correct. Neither Agri-hub nor any of its directors, employees or information sources take any responsibility for action or losses that might occur as a result of the usage of this information.

Note: The airfreight volumes are supplied by PPECB.

ORANGES Despatch Summary per Export

(with Historical Data) *(Values expressed in 15.00kg equivalent cartons)*

ORANGES (OR) Exported to United Kingdom (UKI) : Current Season vs Previous Seasons

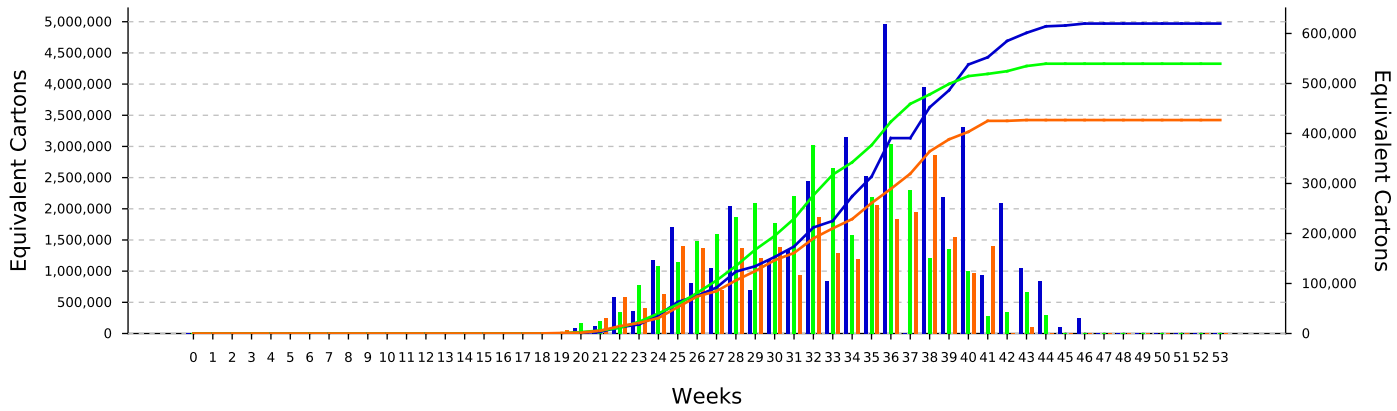

Week	2026 - Current	2026 - Cummulative	2025 - Current	2025 - Cummulative	2024 - Current	2024 - Cummulative
0	0	0	0	0	0	0
1	0	0	0	0	0	0
2	0	0	0	0	0	0
3	0	0	0	0	0	0
4	0	0	0	0	0	0
5	0	0	0	0	0	0
6	0	0	0	0	0	0
7	0	0	0	0	0	0
8	76	76	0	0	0	0
9	0	76	0	0	0	0
10	0	76	0	0	0	0
11	0	76	0	0	0	0
12	0	76	0	0	0	0
13	0	76	0	0	0	0
14	0	76	0	0	0	0
15	0	76	0	0	0	0
16	0	76	0	0	0	0
17	0	76	0	0	0	0
18	0	76	2,696	2,696	1,664	1,664
19	0	76	0	2,696	6,422	8,086
20	11,660	11,737	20,481	23,177	5,114	13,200
21	15,187	26,924	24,428	47,605	31,914	45,114
22	73,181	100,105	43,745	91,350	72,333	117,447
23	45,006	145,111	96,659	188,008	51,653	169,099
24	147,848	292,959	134,682	322,690	78,755	247,854
25	212,044	505,003	143,293	465,984	174,735	422,589
26	100,663	605,666	185,031	651,015	170,901	593,490
27	131,482	737,148	199,293	850,307	86,365	679,855
28	255,202	992,350	233,027	1,083,334	171,271	851,126
29	86,774	1,079,124	261,072	1,344,406	151,212	1,002,338
30	147,842	1,226,966	221,119	1,565,526	172,449	1,174,787
31	167,857	1,394,824	274,320	1,839,846	117,347	1,292,134
32	305,822	1,700,646	377,113	2,216,959	233,330	1,525,464
33	105,089	1,805,735	331,526	2,548,485	160,385	1,685,849
34	393,105	2,198,840	196,639	2,745,124	148,964	1,834,814
35	314,807	2,513,647	273,282	3,018,407	256,260	2,091,073
36	619,791	3,133,439	377,971	3,396,378	228,646	2,319,720
37	0	3,133,439	286,293	3,682,671	242,948	2,562,668
38	493,468	3,626,907	150,872	3,833,543	357,011	2,919,679
39	273,250	3,900,157	168,771	4,002,314	193,920	3,113,599
40	413,258	4,313,415	125,588	4,127,902	120,867	3,234,466
41	116,390	4,429,805	35,460	4,163,362	175,490	3,409,956
42	261,868	4,691,673	43,526	4,206,888	416	3,410,372
43	130,071	4,821,744	82,192	4,289,080	12,797	3,423,169
44	104,449	4,926,192	37,730	4,326,810	0	3,423,169
45	13,171	4,939,363	0	4,326,810	0	3,423,169
46	31,280	4,970,643	0	4,326,810	0	3,423,169
47	0	4,970,643	0	4,326,810	0	3,423,169
48	0	4,970,643	0	4,326,810	0	3,423,169
49	0	4,970,643	0	4,326,810	0	3,423,169
50	0	4,970,643	0	4,326,810	0	3,423,169
51	0	4,970,643	0	4,326,810	0	3,423,169
52	0	4,970,643	0	4,326,810	0	3,423,169
53	0	4,970,643	0	4,326,810	0	3,423,169

Indemnity:
Agri-hub shall take all reasonable precautions to ensure that any information and data provided by Agri-hub from its information sources are correct. Neither Agri-hub nor any of its directors, employees or information sources take any responsibility for action or losses that might occur as a result of the usage of this information.

Note: The airfreight volumes are supplied by PPECB.

ORANGES Despatch Summary per Export

(with Historical Data) *(Values expressed in 15.00kg equivalent cartons)*

ORANGES (OR) Exported to United States (US) : Current Season vs Previous Seasons

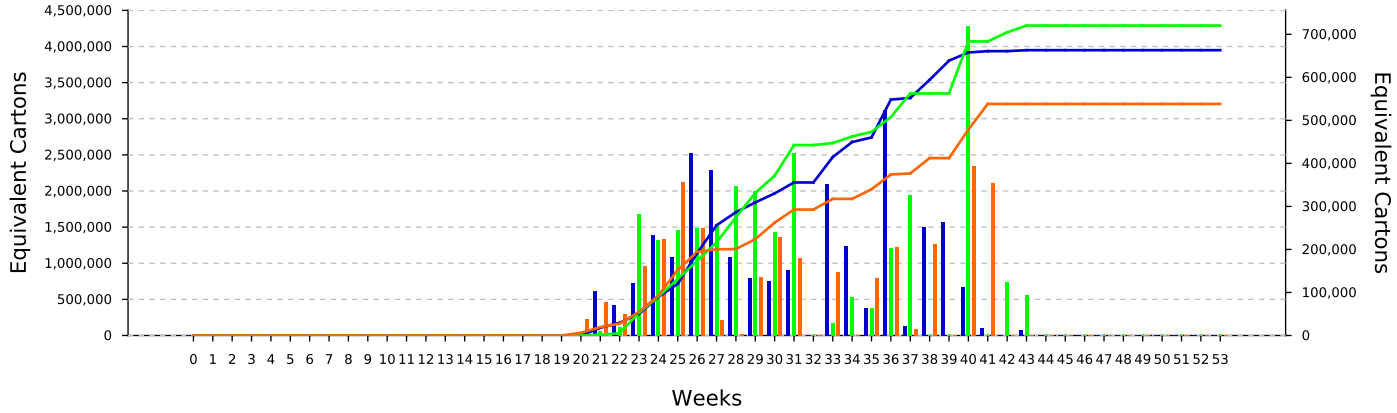

Week	2026 - Current	2026 - Cummulative	2025 - Current	2025 - Cummulative	2024 - Current	2024 - Cummulative
0	0	0	0	0	0	0
1	0	0	0	0	0	0
2	0	0	0	0	0	0
3	0	0	0	0	0	0
4	0	0	0	0	0	0
5	0	0	0	0	0	0
6	0	0	0	0	0	0
7	0	0	0	0	0	0
8	0	0	0	0	0	0
9	0	0	0	0	0	0
10	0	0	0	0	0	0
11	0	0	0	0	0	0
12	0	0	0	0	0	0
13	0	0	0	0	0	0
14	0	0	0	0	0	0
15	0	0	0	0	0	0
16	0	0	0	0	0	0
17	0	0	0	0	0	0
18	0	0	0	0	0	0
19	1,664	1,664	0	0	0	0
20	0	1,664	0	0	37,709	37,709
21	104,351	106,015	10,858	10,858	77,260	114,970
22	69,978	175,993	20,417	31,275	50,500	165,470
23	122,989	298,982	283,301	314,576	161,520	326,990
24	233,400	532,382	223,047	537,623	224,858	551,849
25	183,341	715,722	245,582	783,205	356,767	908,616
26	424,924	1,140,647	249,107	1,032,313	248,786	1,157,402
27	384,159	1,524,806	256,756	1,289,069	35,150	1,192,552
28	181,547	1,706,354	346,424	1,635,493	4,320	1,196,872
29	134,807	1,841,160	336,952	1,972,444	136,973	1,333,845
30	125,819	1,966,979	239,518	2,211,962	228,068	1,561,913
31	151,102	2,118,081	423,737	2,635,700	181,043	1,742,956
32	0	2,118,081	0	2,635,700	0	1,742,956
33	351,380	2,469,461	28,512	2,664,212	147,942	1,890,898
34	208,271	2,677,733	90,215	2,754,427	0	1,890,898
35	63,384	2,741,116	63,989	2,818,416	132,484	2,023,382
36	523,541	3,264,657	204,302	3,022,717	205,116	2,228,498
37	23,011	3,287,668	327,170	3,349,888	14,792	2,243,290
38	251,171	3,538,839	0	3,349,888	211,976	2,455,266
39	264,928	3,803,767	0	3,349,888	0	2,455,266
40	113,426	3,917,193	720,317	4,070,204	394,409	2,849,676
41	18,438	3,935,632	0	4,070,204	355,455	3,205,130
42	0	3,935,632	125,180	4,195,384	0	3,205,130
43	13,147	3,948,779	94,325	4,289,709	0	3,205,130
44	0	3,948,779	0	4,289,709	0	3,205,130
45	0	3,948,779	0	4,289,709	0	3,205,130
46	0	3,948,779	0	4,289,709	0	3,205,130
47	0	3,948,779	0	4,289,709	0	3,205,130
48	0	3,948,779	0	4,289,709	0	3,205,130
49	0	3,948,779	0	4,289,709	0	3,205,130
50	0	3,948,779	0	4,289,709	0	3,205,130
51	0	3,948,779	0	4,289,709	0	3,205,130
52	0	3,948,779	0	4,289,709	0	3,205,130
53	0	3,948,779	0	4,289,709	0	3,205,130

Indemnity:
Agri-hub shall take all reasonable precautions to ensure that any information and data provided by Agri-hub from its information sources are correct. Neither Agri-hub nor any of its directors, employees or information sources take any responsibility for action or losses that might occur as a result of the usage of this information.

Note: The airfreight volumes are supplied by PPECB.

Glossary of Key Terms

Actual Cartons (ActCtn)

- Number of cartons that are on a pallet as provided by data source. (The number cartons can differ depending on the pack type code e.g. J60B has 2 cartons, and A15C has 80 cartons)

Country of Origin

- Reports are based on South African exports only. The country of origin code in the data source is ZA.

Equivalent Cartons (EqvCtns)

- The net mass provided by the data source, divided by the standard mass as per commodity.
- Nett mass is validated to be within certain tolerance based on pack type codes. e.g. Grapes standard mass is 4.5 kg where the Oranges are 15kg and Grapefruit is at 17kg

Pallet Quantity (Plt_Qty)

- The Pallet Quantity provided by data source. No distinction is made between pallet types

Port Of Loading (POL)

- Port of Loading

Shipped Date

- Shipped date is the sail date from the Port of Loading for the vessel.
- Pomefruit & Stonefruit - Shipped Date / Export Week is the date of the last South African port of loading
- (Initially the shipped date is received from the data source.
  The vessel sail date is updated according to Marine traffic and Transnet to use the actual shipped dates)

Shipped_week

- The week of the year, starting on a Monday, derived from the shipped date.
- Pome and Stone fruit use Shipped_week_za in this field.

Shipped_week_pol

- The week of the year, starting on a Monday, derived from the shipped date when the vessel left the port.

Shipped_week_za

- The week of the year, starting on a Monday, derived from the shipped date when the vessel left the last South African POL. (NOT the port the container was loaded in)

Indemnity:
Agri-hub shall take all reasonable precautions to ensure that any information and data provided by Agri-hub from its information sources are correct. Neither Agri-hub nor any of its directors, employees or information sources take any responsibility for action or losses that might occur as a result of the usage of this information.

Glossary of Key Terms

Year To Date (YTD)

- Year To Date (YTD) Data for the current season. The season dates are managed on commodity level.

Indemnity:
Agri-hub shall take all reasonable precautions to ensure that any information and data provided by Agri-hub from its information sources are correct. Neither Agri-hub nor any of its directors, employees or information sources take any responsibility for action or losses that might occur as a result of the usage of this information.