SOFT CITRUS (SC): Current Season vs Previous Season

Current Season (2026) (YTD)

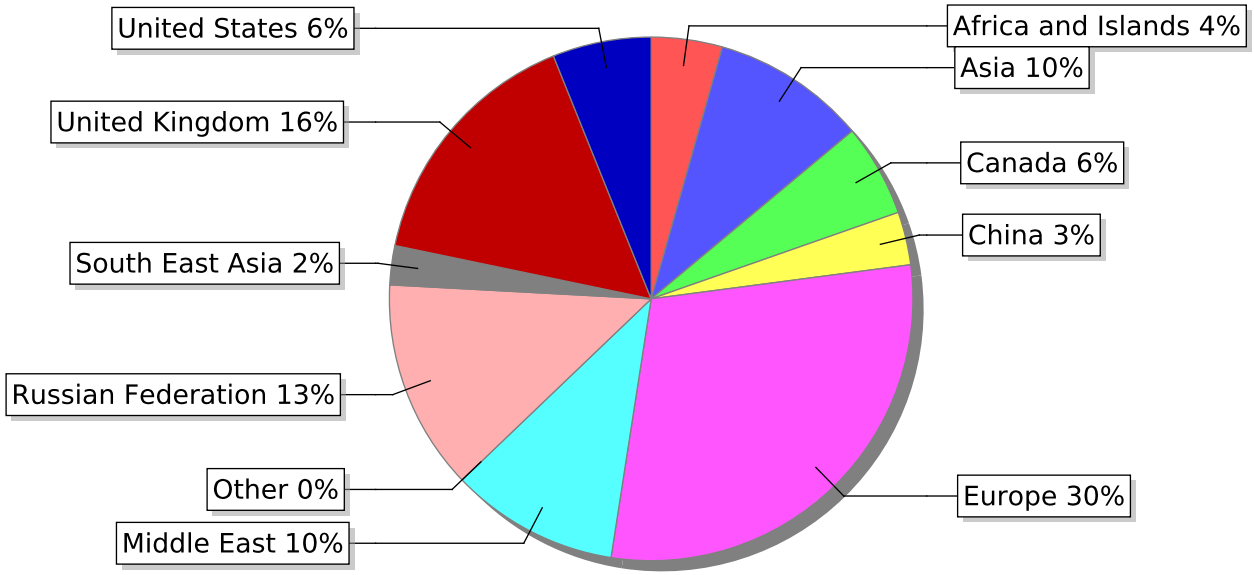

Previous Season (2025) (YTD)

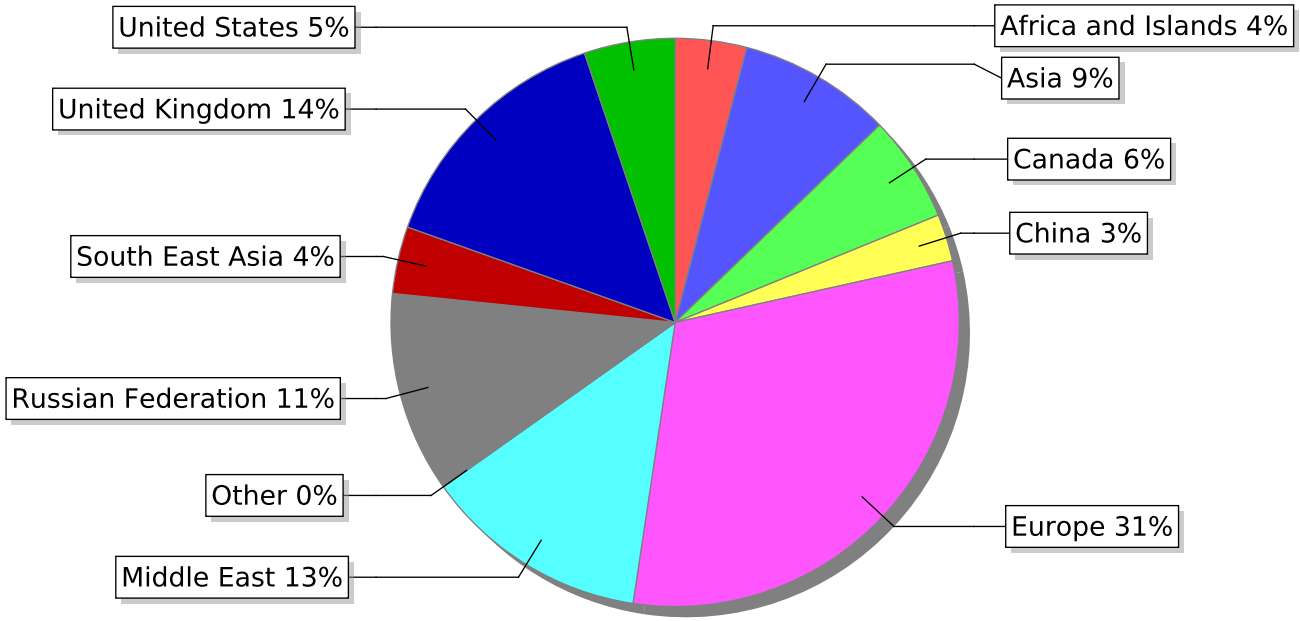

Indemnity:
Agri-hub shall take all reasonable precautions to ensure that any information and data provided by Agri-hub from its information sources are correct. Neither Agri-hub nor any of its directors, employees or information sources take any responsibility for action or losses that might occur as a result of the usage of this information.

Note: The airfreight volumes are supplied by PPECB.

SOFT CITRUS Despatch Summary per Export

(with Historical Data) *(Values expressed in 15.00kg equivalent cartons)*

SOFT CITRUS (SC) Exported to All Regions : Current Season vs Previous Seasons

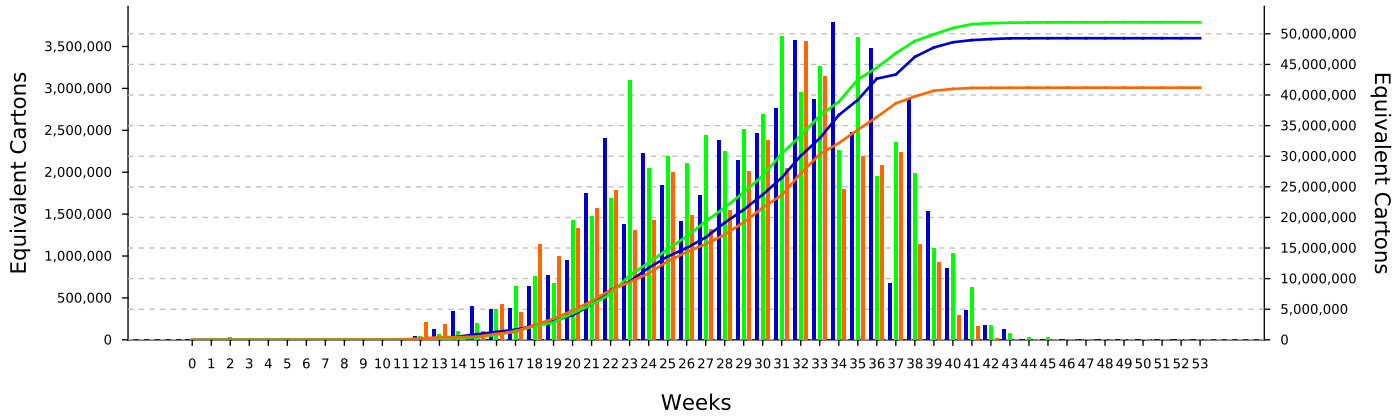

Week	2026 - Current	2026 - Cummulative	2025 - Current	2025 - Cummulative	2024 - Current	2024 - Cummulative
0	0	0	0	0	0	0
1	0	0	0	0	0	0
2	0	0	26,828	26,828	0	0
3	0	0	0	26,828	1,442	1,442
4	1,561	1,561	1,487	28,315	0	1,442
5	0	1,561	2,815	31,129	4,162	5,604
6	0	1,561	0	31,129	9,050	14,654
7	0	1,561	297	31,427	367	15,022
8	78	1,639	0	31,427	3,236	18,257
9	1,487	3,125	0	31,427	4,244	22,501
10	4,443	7,568	2,973	34,400	400	22,901
11	19,926	27,494	4,365	38,765	8,211	31,112
12	42,723	70,217	35,869	74,634	205,031	236,143
13	124,568	194,785	67,047	141,681	188,245	424,388
14	338,323	533,108	103,686	245,367	13,790	438,178
15	394,741	927,849	193,999	439,365	100,212	538,390
16	363,770	1,291,618	366,167	805,532	424,665	963,055
17	371,739	1,663,358	642,079	1,447,611	332,596	1,295,651
18	632,575	2,295,933	756,418	2,204,029	1,144,304	2,439,955
19	769,432	3,065,365	673,599	2,877,628	1,001,141	3,441,096
20	948,238	4,013,603	1,428,174	4,305,802	1,330,606	4,771,702
21	1,743,140	5,756,743	1,470,961	5,776,762	1,570,077	6,341,779
22	2,399,178	8,155,922	1,691,173	7,467,935	1,780,400	8,122,179
23	1,374,044	9,529,966	3,094,635	10,562,571	1,301,569	9,423,748
24	2,229,125	11,759,091	2,050,406	12,612,976	1,426,968	10,850,716
25	1,841,601	13,600,692	2,192,319	14,805,295	1,993,307	12,844,023
26	1,408,252	15,008,943	2,107,032	16,912,328	1,487,484	14,331,507
27	1,727,697	16,736,640	2,439,978	19,352,306	1,316,380	15,647,887
28	2,386,240	19,122,880	2,248,187	21,600,493	1,540,845	17,188,732
29	2,137,575	21,260,455	2,516,258	24,116,751	2,011,768	19,200,500
30	2,468,095	23,728,549	2,696,484	26,813,235	2,385,138	21,585,639
31	2,763,267	26,491,816	3,624,916	30,438,151	2,043,063	23,628,702
32	3,573,794	30,065,610	2,949,573	33,387,724	3,561,049	27,189,751
33	2,867,068	32,932,678	3,262,579	36,650,303	3,149,598	30,339,349
34	3,789,021	36,721,699	2,259,903	38,910,207	1,798,023	32,137,372
35	2,477,731	39,199,429	3,614,624	42,524,830	2,187,342	34,324,713
36	3,475,339	42,674,768	1,956,221	44,481,051	2,078,465	36,403,179
37	675,206	43,349,974	2,361,948	46,842,999	2,233,987	38,637,166
38	2,886,539	46,236,513	1,986,323	48,829,322	1,139,252	39,776,418
39	1,529,533	47,766,046	1,094,953	49,924,276	923,373	40,699,792
40	850,578	48,616,625	1,027,271	50,951,546	293,958	40,993,750
41	355,911	48,972,536	624,600	51,576,146	159,666	41,153,416
42	167,211	49,139,747	166,983	51,743,129	21,980	41,175,395
43	125,660	49,265,407	73,162	51,816,292	10,623	41,186,018
44	6,843	49,272,250	27,696	51,843,987	4,026	41,190,044
45	6,032	49,278,282	24,415	51,868,402	520	41,190,564
46	3,122	49,281,404	9,200	51,877,602	8,677	41,199,242
47	0	49,281,404	2,007	51,879,609	0	41,199,242
48	0	49,281,404	3,402	51,883,010	0	41,199,242
49	0	49,281,404	2,613	51,885,623	0	41,199,242
50	0	49,281,404	689	51,886,312	0	41,199,242
51	0	49,281,404	0	51,886,312	0	41,199,242
52	0	49,281,404	0	51,886,312	0	41,199,242
53	0	49,281,404	0	51,886,312	0	41,199,242

Indemnity:
Agri-hub shall take all reasonable precautions to ensure that any information and data provided by Agri-hub from its information sources are correct. Neither Agri-hub nor any of its directors, employees or information sources take any responsibility for action or losses that might occur as a result of the usage of this information.

Note: The airfreight volumes are supplied by PPECB.

SOFT CITRUS Despatch Summary per Export

(with Historical Data) *(Values expressed in 15.00kg equivalent cartons)*

SOFT CITRUS (SC) Exported to Africa and Islands (AFI) : Current Season vs Previous Seasons

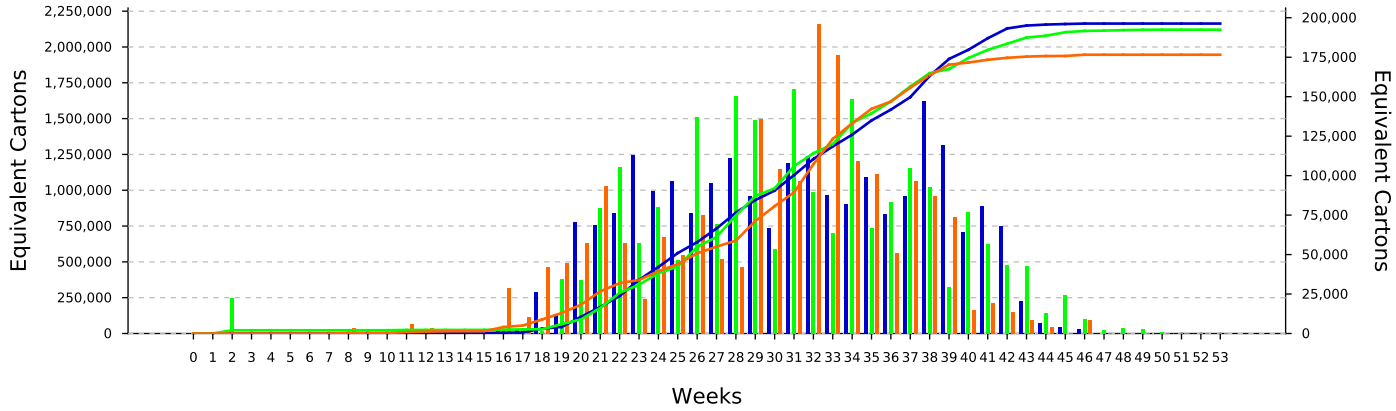

Week	2026 - Current	2026 - Cummulative	2025 - Current	2025 - Cummulative	2024 - Current	2024 - Cummulative
0	0	0	0	0	0	0
1	0	0	0	0	0	0
2	0	0	22,502	22,502	0	0
3	0	0	0	22,502	0	0
4	0	0	0	22,502	0	0
5	0	0	0	22,502	0	0
6	0	0	0	22,502	0	0
7	0	0	0	22,502	367	367
8	0	0	0	22,502	3,236	3,603
9	0	0	0	22,502	0	3,603
10	0	0	0	22,502	0	3,603
11	0	0	2,230	24,732	6,289	9,892
12	0	0	0	24,732	3,324	13,216
13	0	0	0	24,732	2,744	15,961
14	3,063	3,063	0	24,732	0	15,961
15	669	3,732	547	25,279	0	15,961
16	1,612	5,344	1,549	26,828	28,943	44,904
17	2,081	7,425	1,932	28,760	10,702	55,606
18	26,541	33,966	1,487	30,247	42,350	97,956
19	11,494	45,461	34,653	64,900	44,923	142,879
20	70,645	116,105	33,628	98,528	57,573	200,452
21	68,808	184,914	79,473	178,001	93,532	293,983
22	76,619	261,533	105,523	283,524	57,550	351,534
23	112,891	374,424	57,126	340,650	22,024	373,558
24	90,218	464,642	80,086	420,736	61,256	434,814
25	96,780	561,422	46,739	467,474	49,667	484,481
26	76,137	637,560	137,068	604,543	74,751	559,232
27	95,179	732,738	69,065	673,608	46,907	606,139
28	111,210	843,948	150,546	824,153	42,184	648,324
29	87,010	930,958	135,275	959,428	136,057	784,380
30	66,668	997,626	53,688	1,013,117	104,304	888,684
31	107,755	1,105,381	155,085	1,168,202	96,587	985,271
32	112,407	1,217,788	89,763	1,257,965	196,318	1,181,588
33	87,929	1,305,718	63,485	1,321,450	176,232	1,357,820
34	81,939	1,387,656	148,244	1,469,694	109,252	1,467,072
35	99,419	1,487,075	66,932	1,536,626	100,998	1,568,071
36	75,701	1,562,776	83,069	1,619,695	51,162	1,619,233
37	86,963	1,649,739	104,608	1,724,303	96,412	1,715,645
38	147,467	1,797,206	92,531	1,816,834	86,994	1,802,639
39	119,218	1,916,423	29,271	1,846,106	73,709	1,876,348
40	63,996	1,980,419	76,700	1,922,806	15,025	1,891,373
41	80,525	2,060,944	56,677	1,979,483	19,190	1,910,562
42	68,206	2,129,150	43,144	2,022,628	13,928	1,924,490
43	20,368	2,149,519	42,898	2,065,525	8,250	1,932,740
44	6,843	2,156,362	13,042	2,078,567	4,026	1,936,766
45	3,982	2,160,344	24,409	2,102,976	520	1,937,287
46	3,122	2,163,465	9,200	2,112,176	8,677	1,945,964
47	0	2,163,465	2,007	2,114,183	0	1,945,964
48	0	2,163,465	3,402	2,117,585	0	1,945,964
49	0	2,163,465	2,613	2,120,197	0	1,945,964
50	0	2,163,465	689	2,120,886	0	1,945,964
51	0	2,163,465	0	2,120,886	0	1,945,964
52	0	2,163,465	0	2,120,886	0	1,945,964
53	0	2,163,465	0	2,120,886	0	1,945,964

Indemnity:
Agri-hub shall take all reasonable precautions to ensure that any information and data provided by Agri-hub from its information sources are correct. Neither Agri-hub nor any of its directors, employees or information sources take any responsibility for action or losses that might occur as a result of the usage of this information.

Note: The airfreight volumes are supplied by PPECB.

SOFT CITRUS Despatch Summary per Export

(with Historical Data) *(Values expressed in 15.00kg equivalent cartons)*

SOFT CITRUS (SC) Exported to Asia (ASA) : Current Season vs Previous Seasons

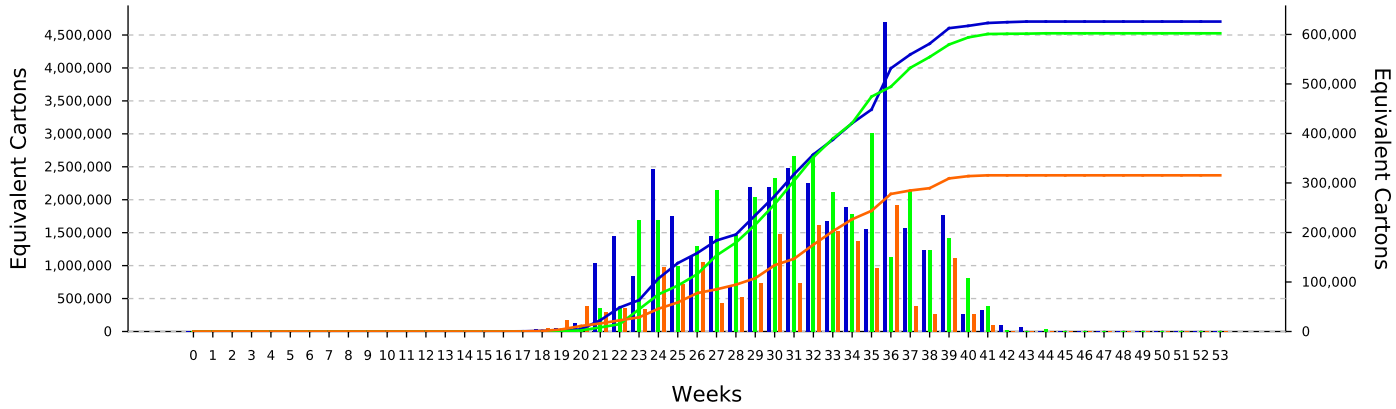

Week	2026 - Current	2026 - Cummulative	2025 - Current	2025 - Cummulative	2024 - Current	2024 - Cummulative
0	0	0	0	0	0	0
1	0	0	0	0	0	0
2	0	0	0	0	0	0
3	0	0	0	0	0	0
4	0	0	0	0	0	0
5	0	0	0	0	0	0
6	0	0	0	0	0	0
7	0	0	0	0	0	0
8	0	0	0	0	0	0
9	0	0	0	0	0	0
10	0	0	0	0	0	0
11	0	0	0	0	0	0
12	0	0	0	0	0	0
13	0	0	0	0	0	0
14	0	0	0	0	0	0
15	0	0	0	0	0	0
16	1,570	1,570	0	0	0	0
17	1,548	3,117	0	0	1,487	1,487
18	5,946	9,063	0	0	6,379	7,866
19	6,352	15,415	3,133	3,133	24,190	32,056
20	17,440	32,855	12,714	15,847	51,432	83,488
21	137,668	170,524	46,874	62,722	38,619	122,106
22	193,283	363,807	48,600	111,322	47,137	169,243
23	112,109	475,916	225,607	336,929	45,765	215,008
24	328,358	804,274	226,125	563,054	129,360	344,367
25	233,271	1,037,544	133,129	696,183	96,390	440,757
26	152,051	1,189,595	172,887	869,069	141,232	581,989
27	192,272	1,381,867	285,293	1,154,363	58,240	640,229
28	90,622	1,472,489	194,032	1,348,395	70,425	710,654
29	291,270	1,763,758	272,152	1,620,547	98,204	808,858
30	292,349	2,056,107	310,939	1,931,486	196,822	1,005,681
31	330,855	2,386,962	354,961	2,286,447	97,764	1,103,445
32	300,081	2,687,043	357,553	2,644,000	214,454	1,317,899
33	222,713	2,909,756	282,404	2,926,405	202,798	1,520,697
34	251,823	3,161,580	236,912	3,163,317	182,329	1,703,025
35	206,812	3,368,392	401,092	3,564,409	128,598	1,831,624
36	625,969	3,994,361	151,209	3,715,617	255,808	2,087,432
37	209,804	4,204,165	286,010	4,001,627	52,484	2,139,917
38	164,372	4,368,537	164,833	4,166,460	35,253	2,175,169
39	235,076	4,603,613	189,127	4,355,587	147,669	2,322,838
40	35,738	4,639,351	108,256	4,463,843	35,555	2,358,393
41	42,983	4,682,334	51,417	4,515,260	12,187	2,370,580
42	12,432	4,694,766	3,568	4,518,828	0	2,370,580
43	9,223	4,703,989	1,563	4,520,391	0	2,370,580
44	0	4,703,989	5,637	4,526,028	0	2,370,580
45	0	4,703,989	0	4,526,028	0	2,370,580
46	0	4,703,989	0	4,526,028	0	2,370,580
47	0	4,703,989	0	4,526,028	0	2,370,580
48	0	4,703,989	0	4,526,028	0	2,370,580
49	0	4,703,989	0	4,526,028	0	2,370,580
50	0	4,703,989	0	4,526,028	0	2,370,580
51	0	4,703,989	0	4,526,028	0	2,370,580
52	0	4,703,989	0	4,526,028	0	2,370,580
53	0	4,703,989	0	4,526,028	0	2,370,580

Indemnity:
Agri-hub shall take all reasonable precautions to ensure that any information and data provided by Agri-hub from its information sources are correct. Neither Agri-hub nor any of its directors, employees or information sources take any responsibility for action or losses that might occur as a result of the usage of this information.

Note: The airfreight volumes are supplied by PPECB.

SOFT CITRUS Despatch Summary per Export

(with Historical Data) *(Values expressed in 15.00kg equivalent cartons)*

SOFT CITRUS (SC) Exported to Canada (CAN) : Current Season vs Previous Seasons

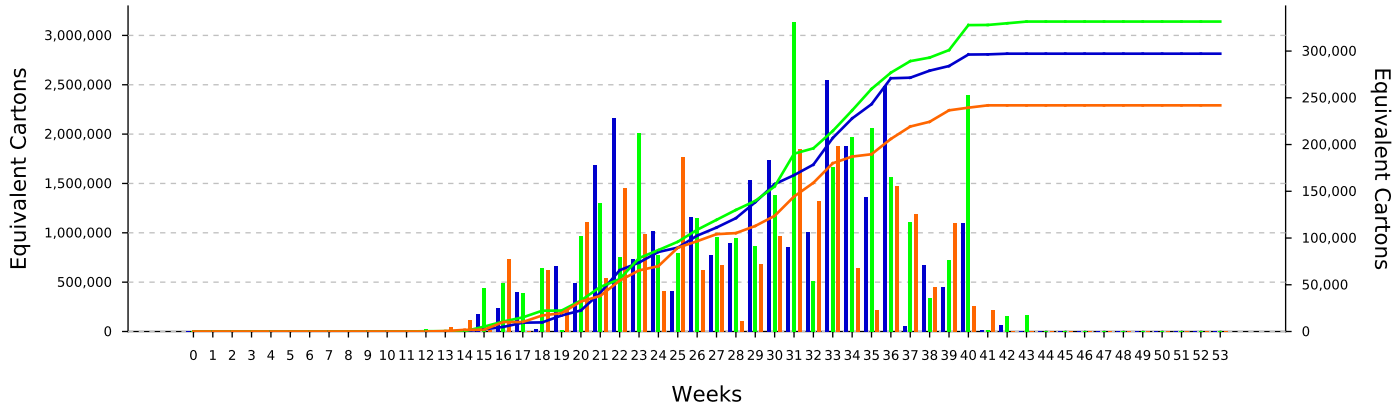

Week	2026 - Current	2026 - Cummulative	2025 - Current	2025 - Cummulative	2024 - Current	2024 - Cummulative
0	0	0	0	0	0	0
1	0	0	0	0	0	0
2	0	0	0	0	0	0
3	0	0	0	0	0	0
4	0	0	0	0	0	0
5	0	0	0	0	0	0
6	0	0	0	0	0	0
7	0	0	0	0	0	0
8	0	0	0	0	0	0
9	0	0	0	0	0	0
10	0	0	0	0	0	0
11	0	0	0	0	0	0
12	0	0	2,860	2,860	0	0
13	0	0	0	2,860	4,409	4,409
14	2,987	2,987	0	2,860	12,303	16,712
15	18,497	21,484	46,381	49,241	1,373	18,085
16	25,180	46,665	52,123	101,365	78,047	96,132
17	42,749	89,414	41,540	142,905	0	96,132
18	2,746	92,159	67,527	210,432	65,962	162,094
19	69,979	162,138	1,407	211,838	23,852	185,946
20	51,355	213,493	101,879	313,718	117,634	303,579
21	178,337	391,830	137,347	451,065	57,516	361,095
22	228,797	620,627	80,109	531,174	153,929	515,024
23	77,798	698,425	212,559	743,733	103,819	618,843
24	107,526	805,951	81,451	825,183	43,228	662,071
25	43,504	849,455	84,111	909,295	186,648	848,719
26	122,002	971,457	121,157	1,030,452	66,163	914,882
27	81,718	1,053,175	100,956	1,131,408	71,336	986,218
28	95,094	1,148,270	100,276	1,231,684	10,880	997,097
29	161,657	1,309,927	91,631	1,323,316	72,154	1,069,251
30	183,314	1,493,241	146,465	1,469,780	102,351	1,171,602
31	90,878	1,584,119	331,556	1,801,337	195,669	1,367,271
32	106,814	1,690,933	54,536	1,855,873	139,213	1,506,484
33	269,455	1,960,388	175,668	2,031,541	198,177	1,704,661
34	198,520	2,158,908	208,328	2,239,869	67,798	1,772,459
35	143,939	2,302,846	217,670	2,457,539	23,389	1,795,848
36	262,854	2,565,701	164,961	2,622,499	155,163	1,951,011
37	5,859	2,571,560	116,684	2,739,184	125,756	2,076,767
38	71,002	2,642,562	35,880	2,775,063	48,013	2,124,780
39	47,158	2,689,720	76,060	2,851,123	115,965	2,240,745
40	116,555	2,806,275	253,309	3,104,432	26,986	2,267,730
41	1,474	2,807,749	1,470	3,105,902	23,480	2,291,211
42	7,024	2,814,773	17,010	3,122,912	0	2,291,211
43	0	2,814,773	17,351	3,140,263	0	2,291,211
44	0	2,814,773	0	3,140,263	0	2,291,211
45	0	2,814,773	0	3,140,263	0	2,291,211
46	0	2,814,773	0	3,140,263	0	2,291,211
47	0	2,814,773	0	3,140,263	0	2,291,211
48	0	2,814,773	0	3,140,263	0	2,291,211
49	0	2,814,773	0	3,140,263	0	2,291,211
50	0	2,814,773	0	3,140,263	0	2,291,211
51	0	2,814,773	0	3,140,263	0	2,291,211
52	0	2,814,773	0	3,140,263	0	2,291,211
53	0	2,814,773	0	3,140,263	0	2,291,211

Indemnity:
Agri-hub shall take all reasonable precautions to ensure that any information and data provided by Agri-hub from its information sources are correct. Neither Agri-hub nor any of its directors, employees or information sources take any responsibility for action or losses that might occur as a result of the usage of this information.

Note: The airfreight volumes are supplied by PPECB.

SOFT CITRUS Despatch Summary per Export

(with Historical Data) *(Values expressed in 15.00kg equivalent cartons)*

SOFT CITRUS (SC) Exported to China (CHN) : Current Season vs Previous Seasons

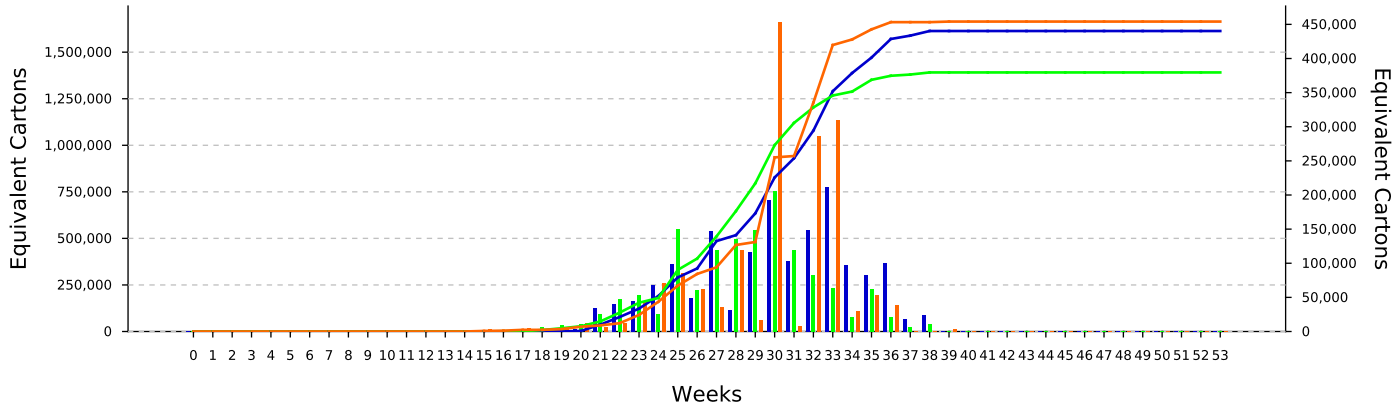

Week	2026 - Current	2026 - Cummulative	2025 - Current	2025 - Cummulative	2024 - Current	2024 - Cummulative
0	0	0	0	0	0	0
1	0	0	0	0	0	0
2	0	0	0	0	0	0
3	0	0	0	0	0	0
4	0	0	0	0	0	0
5	0	0	0	0	0	0
6	0	0	0	0	0	0
7	0	0	0	0	0	0
8	0	0	0	0	0	0
9	0	0	0	0	0	0
10	0	0	0	0	0	0
11	0	0	0	0	0	0
12	0	0	0	0	0	0
13	0	0	0	0	0	0
14	0	0	0	0	0	0
15	0	0	0	0	2,973	2,973
16	0	0	1,487	1,487	1,487	4,460
17	0	0	0	1,487	4,460	8,919
18	0	0	6,547	8,033	0	8,919
19	0	0	9,291	17,325	4,317	13,236
20	2,973	2,973	10,888	28,213	12,529	25,764
21	33,819	36,792	26,002	54,215	6,852	32,617
22	41,000	77,792	47,017	101,232	12,131	44,747
23	45,251	123,043	53,385	154,617	44,198	88,945
24	67,902	190,945	25,376	179,993	70,983	159,928
25	99,293	290,238	150,790	330,782	86,316	246,245
26	48,372	338,610	60,812	391,594	62,783	309,028
27	146,938	485,548	119,029	510,622	35,750	344,778
28	31,884	517,432	136,031	646,653	119,825	464,603
29	116,787	634,219	148,675	795,329	16,142	480,745
30	192,716	826,936	205,377	1,000,705	454,124	934,869
31	103,530	930,465	119,392	1,120,098	7,539	942,408
32	148,412	1,078,878	82,990	1,203,088	286,727	1,229,135
33	211,122	1,290,000	64,057	1,267,145	309,194	1,538,329
34	98,071	1,388,071	21,515	1,288,660	30,024	1,568,353
35	82,849	1,470,920	62,817	1,351,478	53,958	1,622,311
36	99,909	1,570,829	21,772	1,373,249	38,832	1,661,143
37	18,023	1,588,852	6,555	1,379,804	0	1,661,143
38	24,725	1,613,577	11,325	1,391,129	0	1,661,143
39	0	1,613,577	0	1,391,129	3,195	1,664,338
40	0	1,613,577	0	1,391,129	0	1,664,338
41	0	1,613,577	0	1,391,129	0	1,664,338
42	0	1,613,577	0	1,391,129	0	1,664,338
43	0	1,613,577	0	1,391,129	0	1,664,338
44	0	1,613,577	0	1,391,129	0	1,664,338
45	0	1,613,577	0	1,391,129	0	1,664,338
46	0	1,613,577	0	1,391,129	0	1,664,338
47	0	1,613,577	0	1,391,129	0	1,664,338
48	0	1,613,577	0	1,391,129	0	1,664,338
49	0	1,613,577	0	1,391,129	0	1,664,338
50	0	1,613,577	0	1,391,129	0	1,664,338
51	0	1,613,577	0	1,391,129	0	1,664,338
52	0	1,613,577	0	1,391,129	0	1,664,338
53	0	1,613,577	0	1,391,129	0	1,664,338

Indemnity:
Agri-hub shall take all reasonable precautions to ensure that any information and data provided by Agri-hub from its information sources are correct. Neither Agri-hub nor any of its directors, employees or information sources take any responsibility for action or losses that might occur as a result of the usage of this information.

Note: The airfreight volumes are supplied by PPECB.

SOFT CITRUS Despatch Summary per Export

(with Historical Data) *(Values expressed in 15.00kg equivalent cartons)*

SOFT CITRUS (SC) Exported to Europe (EUR) : Current Season vs Previous Seasons

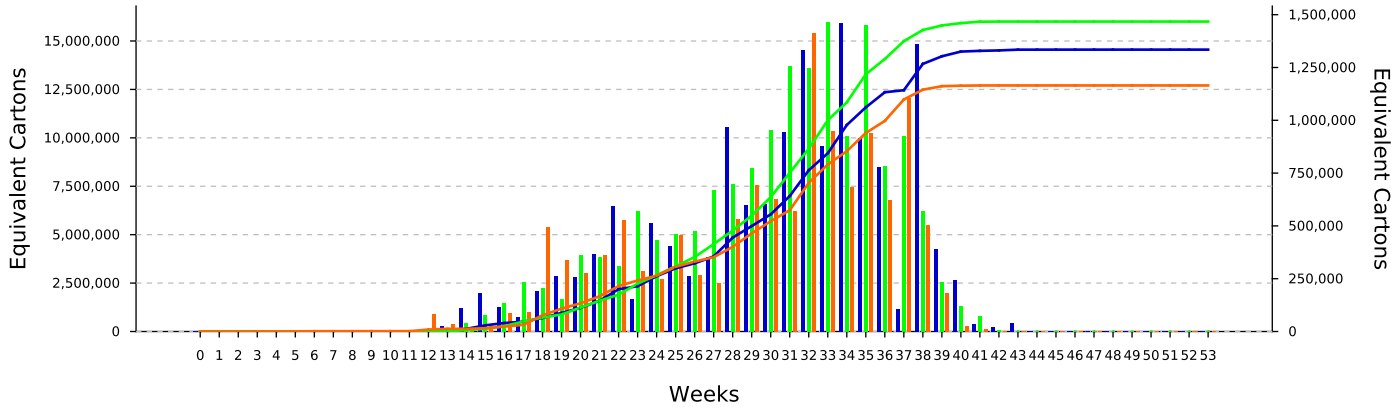

Week	2026 - Current	2026 - Cummulative	2025 - Current	2025 - Cummulative	2024 - Current	2024 - Cummulative
0	0	0	0	0	0	0
1	0	0	0	0	0	0
2	0	0	1,442	1,442	0	0
3	0	0	0	1,442	0	0
4	0	0	0	1,442	0	0
5	0	0	0	1,442	4,162	4,162
6	0	0	0	1,442	9,050	13,212
7	0	0	0	1,442	0	13,212
8	0	0	0	1,442	0	13,212
9	0	0	0	1,442	1,498	14,710
10	0	0	0	1,442	0	14,710
11	2,989	2,989	763	2,205	1,922	16,632
12	0	2,989	12,721	14,926	83,779	100,411
13	24,017	27,007	10,349	25,274	36,991	137,402
14	110,995	138,002	40,007	65,282	1,487	138,889
15	182,843	320,845	78,979	144,261	27,476	166,364
16	117,222	438,067	135,709	279,969	89,119	255,483
17	69,006	507,073	234,236	514,205	90,383	345,866
18	192,099	699,172	207,629	721,834	495,625	841,492
19	261,924	961,096	155,916	877,750	338,364	1,179,855
20	259,901	1,220,997	360,408	1,238,158	277,738	1,457,594
21	367,012	1,588,010	350,894	1,589,051	362,364	1,819,958
22	595,002	2,183,011	310,585	1,899,636	526,464	2,346,422
23	156,114	2,339,126	572,282	2,471,918	287,130	2,633,551
24	515,565	2,854,691	433,922	2,905,840	250,735	2,884,286
25	406,384	3,261,075	462,530	3,368,370	457,546	3,341,832
26	260,459	3,521,535	476,370	3,844,739	267,051	3,608,883
27	354,587	3,876,121	668,792	4,513,532	228,938	3,837,821
28	969,876	4,845,998	696,936	5,210,468	532,471	4,370,292
29	597,714	5,443,712	772,905	5,983,373	693,567	5,063,859
30	603,963	6,047,675	954,258	6,937,631	629,398	5,693,257
31	945,561	6,993,236	1,256,364	8,193,994	569,398	6,262,654
32	1,332,401	8,325,637	1,245,628	9,439,623	1,411,690	7,674,344
33	875,925	9,201,561	1,467,437	10,907,059	950,661	8,625,006
34	1,458,460	10,660,021	926,148	11,833,207	685,140	9,310,146
35	913,856	11,573,877	1,450,097	13,283,304	941,707	10,251,852
36	779,914	12,353,791	783,190	14,066,493	624,045	10,875,897
37	105,128	12,458,919	927,827	14,994,321	1,103,221	11,979,119
38	1,359,090	13,818,008	571,968	15,566,289	506,289	12,485,407
39	392,505	14,210,513	235,305	15,801,594	181,697	12,667,104
40	243,755	14,454,269	121,399	15,922,993	25,230	12,692,334
41	37,183	14,491,452	72,991	15,995,984	10,884	12,703,217
42	21,904	14,513,356	7,433	16,003,416	1,373	12,704,590
43	40,265	14,553,621	0	16,003,416	0	12,704,590
44	0	14,553,621	0	16,003,416	0	12,704,590
45	520	14,554,141	0	16,003,416	0	12,704,590
46	0	14,554,141	0	16,003,416	0	12,704,590
47	0	14,554,141	0	16,003,416	0	12,704,590
48	0	14,554,141	0	16,003,416	0	12,704,590
49	0	14,554,141	0	16,003,416	0	12,704,590
50	0	14,554,141	0	16,003,416	0	12,704,590
51	0	14,554,141	0	16,003,416	0	12,704,590
52	0	14,554,141	0	16,003,416	0	12,704,590
53	0	14,554,141	0	16,003,416	0	12,704,590

Indemnity:
Agri-hub shall take all reasonable precautions to ensure that any information and data provided by Agri-hub from its information sources are correct. Neither Agri-hub nor any of its directors, employees or information sources take any responsibility for action or losses that might occur as a result of the usage of this information.

Note: The airfreight volumes are supplied by PPECB.

SOFT CITRUS Despatch Summary per Export

(with Historical Data) *(Values expressed in 15.00kg equivalent cartons)*

SOFT CITRUS (SC) Exported to Middle East (MEA) : Current Season vs Previous Seasons

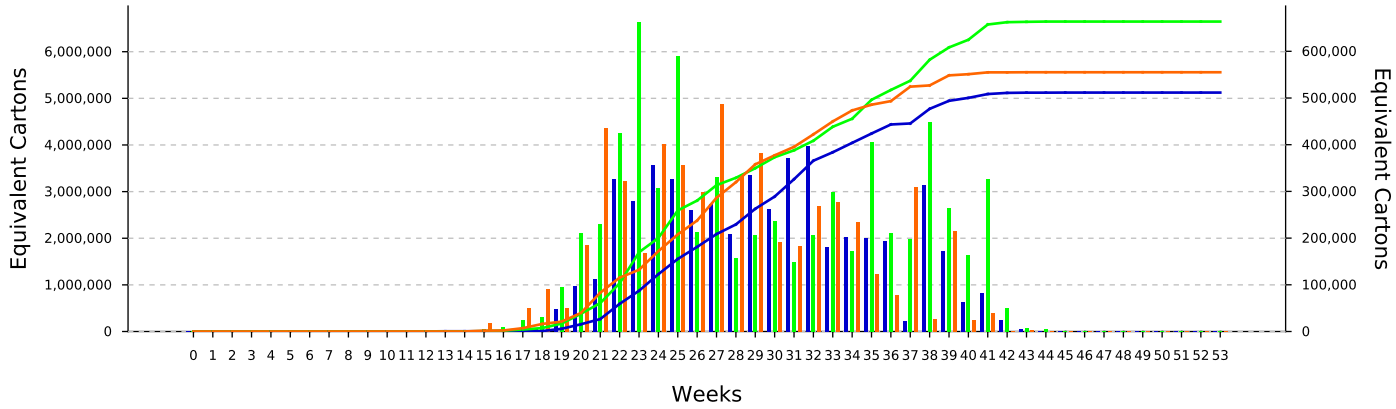

Week	2026 - Current	2026 - Cummulative	2025 - Current	2025 - Cummulative	2024 - Current	2024 - Cummulative
0	0	0	0	0	0	0
1	0	0	0	0	0	0
2	0	0	0	0	0	0
3	0	0	0	0	0	0
4	1,561	1,561	1,487	1,487	0	0
5	0	1,561	0	1,487	0	0
6	0	1,561	0	1,487	0	0
7	0	1,561	297	1,784	0	0
8	0	1,561	0	1,784	0	0
9	0	1,561	0	1,784	0	0
10	0	1,561	0	1,784	400	400
11	0	1,561	0	1,784	0	400
12	0	1,561	412	2,196	0	400
13	3,493	5,054	0	2,196	0	400
14	0	5,054	0	2,196	0	400
15	0	5,054	5,413	7,609	18,060	18,460
16	0	5,054	10,629	18,237	3,115	21,575
17	0	5,054	24,344	42,581	50,143	71,718
18	4,352	9,407	31,369	73,950	90,066	161,785
19	48,475	57,882	94,599	168,550	49,591	211,376
20	97,020	154,902	211,050	379,600	185,229	396,605
21	112,210	267,112	230,198	609,798	435,957	832,561
22	325,965	593,077	425,168	1,034,966	322,652	1,155,213
23	280,286	873,363	663,694	1,698,660	168,150	1,323,364
24	356,270	1,229,633	307,069	2,005,729	400,993	1,724,357
25	325,595	1,555,228	589,323	2,595,052	357,465	2,081,821
26	259,347	1,814,575	212,857	2,807,910	298,572	2,380,394
27	273,794	2,088,369	330,215	3,138,125	487,274	2,867,668
28	207,785	2,296,154	157,665	3,295,789	334,486	3,202,154
29	335,387	2,631,541	205,671	3,501,460	382,168	3,584,323
30	261,528	2,893,069	235,595	3,737,055	192,632	3,776,954
31	372,398	3,265,467	148,418	3,885,473	182,830	3,959,785
32	397,363	3,662,830	205,978	4,091,450	267,766	4,227,551
33	180,423	3,843,253	298,599	4,390,050	277,354	4,504,904
34	201,524	4,044,777	172,205	4,562,254	235,345	4,740,249
35	200,276	4,245,053	406,265	4,968,519	123,206	4,863,455
36	194,712	4,439,765	211,410	5,179,930	77,215	4,940,669
37	21,533	4,461,298	197,812	5,377,741	310,096	5,250,765
38	313,525	4,774,823	449,388	5,827,129	26,236	5,277,000
39	172,300	4,947,123	265,041	6,092,170	215,549	5,492,550
40	62,654	5,009,778	164,022	6,256,192	25,548	5,518,098
41	82,311	5,092,088	327,422	6,583,615	39,004	5,557,102
42	24,778	5,116,866	49,571	6,633,186	0	5,557,102
43	5,241	5,122,107	7,469	6,640,655	2,373	5,559,474
44	0	5,122,107	5,808	6,646,462	0	5,559,474
45	1,530	5,123,637	0	6,646,462	0	5,559,474
46	0	5,123,637	0	6,646,462	0	5,559,474
47	0	5,123,637	0	6,646,462	0	5,559,474
48	0	5,123,637	0	6,646,462	0	5,559,474
49	0	5,123,637	0	6,646,462	0	5,559,474
50	0	5,123,637	0	6,646,462	0	5,559,474
51	0	5,123,637	0	6,646,462	0	5,559,474
52	0	5,123,637	0	6,646,462	0	5,559,474
53	0	5,123,637	0	6,646,462	0	5,559,474

Indemnity:
Agri-hub shall take all reasonable precautions to ensure that any information and data provided by Agri-hub from its information sources are correct. Neither Agri-hub nor any of its directors, employees or information sources take any responsibility for action or losses that might occur as a result of the usage of this information.

Note: The airfreight volumes are supplied by PPECB.

SOFT CITRUS Despatch Summary per Export

(with Historical Data) *(Values expressed in 15.00kg equivalent cartons)*

SOFT CITRUS (SC) Exported to North-America (NAM) : Current Season vs Previous Seasons

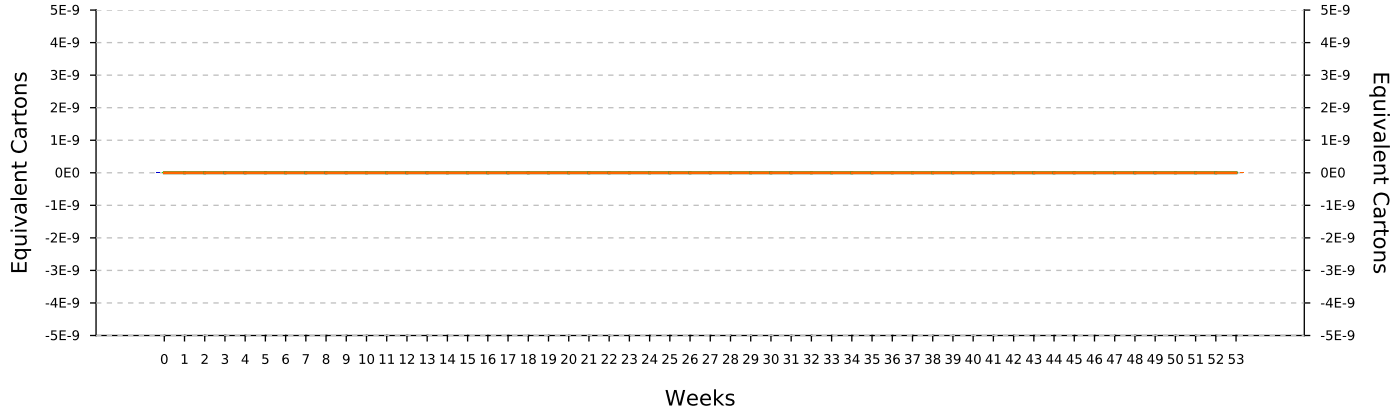

2026 - Cummulative | 2025 - Cummulative | 2024 - Cummulative | 2026 | 2025 | 2024

Week	2026 - Current	2026 - Cummulative	2025 - Current	2025 - Cummulative	2024 - Current	2024 - Cummulative
0	0	0	0	0	0	0
1	0	0	0	0	0	0
2	0	0	0	0	0	0
3	0	0	0	0	0	0
4	0	0	0	0	0	0
5	0	0	0	0	0	0
6	0	0	0	0	0	0
7	0	0	0	0	0	0
8	0	0	0	0	0	0
9	0	0	0	0	0	0
10	0	0	0	0	0	0
11	0	0	0	0	0	0
12	0	0	0	0	0	0
13	0	0	0	0	0	0
14	0	0	0	0	0	0
15	0	0	0	0	0	0
16	0	0	0	0	0	0
17	0	0	0	0	0	0
18	0	0	0	0	0	0
19	0	0	0	0	0	0
20	0	0	0	0	0	0
21	0	0	0	0	0	0
22	0	0	0	0	0	0
23	0	0	0	0	0	0
24	0	0	0	0	0	0
25	0	0	0	0	0	0
26	0	0	0	0	0	0
27	0	0	0	0	0	0
28	0	0	0	0	0	0
29	0	0	0	0	0	0
30	0	0	0	0	0	0
31	0	0	0	0	0	0
32	0	0	0	0	0	0
33	0	0	0	0	0	0
34	0	0	0	0	0	0
35	0	0	0	0	0	0
36	0	0	0	0	0	0
37	0	0	0	0	0	0
38	0	0	0	0	0	0
39	0	0	0	0	0	0
40	0	0	0	0	0	0
41	0	0	0	0	0	0
42	0	0	0	0	0	0
43	0	0	0	0	0	0
44	0	0	0	0	0	0
45	0	0	0	0	0	0
46	0	0	0	0	0	0
47	0	0	0	0	0	0
48	0	0	0	0	0	0
49	0	0	0	0	0	0
50	0	0	0	0	0	0
51	0	0	0	0	0	0
52	0	0	0	0	0	0
53	0	0	0	0	0	0

Indemnity:
Agri-hub shall take all reasonable precautions to ensure that any information and data provided by Agri-hub from its information sources are correct. Neither Agri-hub nor any of its directors, employees or information sources take any responsibility for action or losses that might occur as a result of the usage of this information.

Note: The airfreight volumes are supplied by PPECB.

SOFT CITRUS Despatch Summary per Export

(with Historical Data) *(Values expressed in 15.00kg equivalent cartons)*

SOFT CITRUS (SC) Exported to Other (OTH) : Current Season vs Previous Seasons

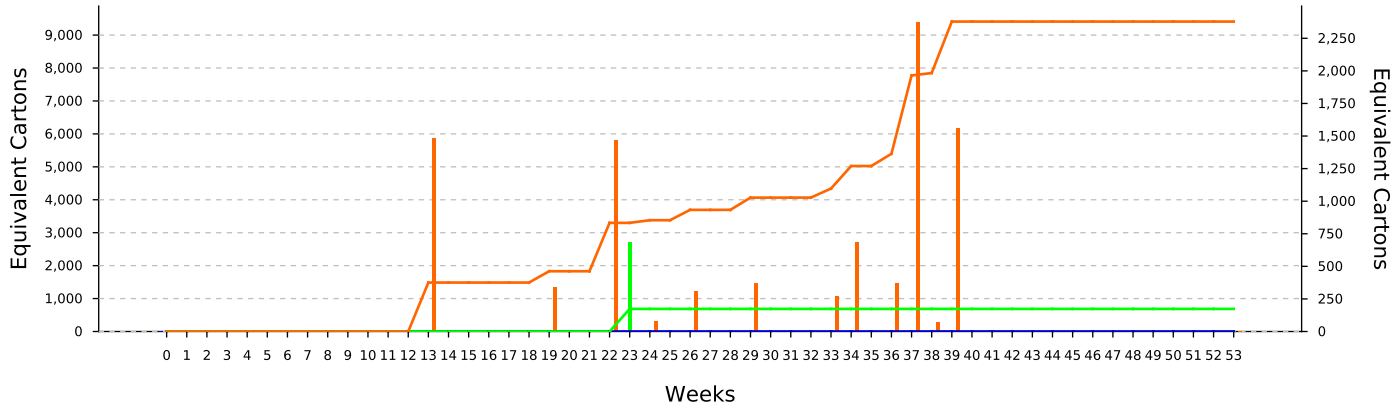

Week	2026 - Current	2026 - Cummulative	2025 - Current	2025 - Cummulative	2024 - Current	2024 - Cummulative
0	0	0	0	0	0	0
1	0	0	0	0	0	0
2	0	0	0	0	0	0
3	0	0	0	0	0	0
4	0	0	0	0	0	0
5	0	0	0	0	0	0
6	0	0	0	0	0	0
7	0	0	0	0	0	0
8	0	0	0	0	0	0
9	0	0	0	0	0	0
10	0	0	0	0	0	0
11	0	0	0	0	0	0
12	0	0	0	0	0	0
13	0	0	0	0	1,487	1,487
14	0	0	0	0	0	1,487
15	0	0	0	0	0	1,487
16	0	0	0	0	0	1,487
17	0	0	0	0	0	1,487
18	0	0	0	0	0	1,487
19	0	0	0	0	343	1,830
20	0	0	0	0	0	1,830
21	0	0	0	0	0	1,830
22	0	0	0	0	1,469	3,299
23	0	0	686	686	0	3,299
24	0	0	0	686	80	3,379
25	0	0	0	686	0	3,379
26	0	0	0	686	314	3,693
27	0	0	0	686	0	3,693
28	0	0	0	686	0	3,693
29	0	0	0	686	372	4,065
30	0	0	0	686	0	4,065
31	0	0	0	686	1	4,066
32	0	0	0	686	0	4,066
33	0	0	0	686	275	4,340
34	0	0	0	686	684	5,024
35	0	0	0	686	0	5,024
36	0	0	0	686	372	5,396
37	0	0	0	686	2,378	7,774
38	0	0	0	686	74	7,848
39	0	0	0	686	1,562	9,411
40	0	0	0	686	0	9,411
41	0	0	0	686	0	9,411
42	0	0	0	686	0	9,411
43	0	0	0	686	0	9,411
44	0	0	0	686	0	9,411
45	0	0	0	686	0	9,411
46	0	0	0	686	0	9,411
47	0	0	0	686	0	9,411
48	0	0	0	686	0	9,411
49	0	0	0	686	0	9,411
50	0	0	0	686	0	9,411
51	0	0	0	686	0	9,411
52	0	0	0	686	0	9,411
53	0	0	0	686	0	9,411

Indemnity:
Agri-hub shall take all reasonable precautions to ensure that any information and data provided by Agri-hub from its information sources are correct. Neither Agri-hub nor any of its directors, employees or information sources take any responsibility for action or losses that might occur as a result of the usage of this information.

Note: The airfreight volumes are supplied by PPECB.

SOFT CITRUS Despatch Summary per Export

(with Historical Data) *(Values expressed in 15.00kg equivalent cartons)*

SOFT CITRUS (SC) Exported to Russian Federation (RUS) : Current Season vs Previous Seasons

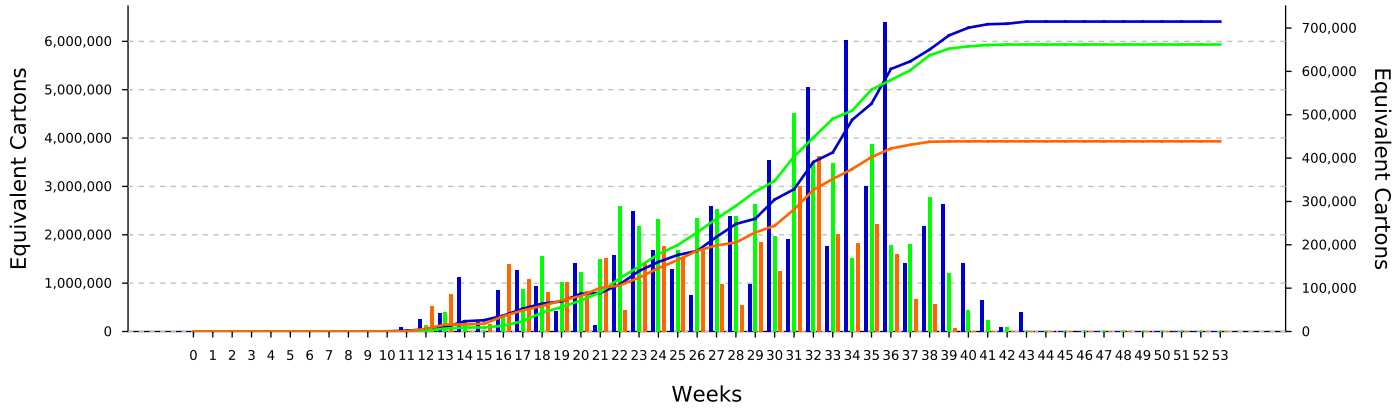

Week	2026 - Current	2026 - Cummulative	2025 - Current	2025 - Cummulative	2024 - Current	2024 - Cummulative
0	0	0	0	0	0	0
1	0	0	0	0	0	0
2	0	0	0	0	0	0
3	0	0	0	0	0	0
4	0	0	0	0	0	0
5	0	0	0	0	0	0
6	0	0	0	0	0	0
7	0	0	0	0	0	0
8	0	0	0	0	0	0
9	1,487	1,487	0	0	0	0
10	2,973	4,460	2,973	2,973	0	0
11	11,142	15,602	0	2,973	0	0
12	29,214	44,816	14,179	17,152	58,223	58,223
13	42,456	87,272	44,122	61,274	85,764	143,987
14	124,637	211,909	21,564	82,838	0	143,987
15	21,599	233,508	0	82,838	16,792	160,779
16	95,740	329,248	35,995	118,833	155,450	316,229
17	142,483	471,731	97,224	216,057	120,544	436,773
18	104,350	576,081	174,597	390,654	90,074	526,846
19	46,871	622,952	113,616	504,269	113,923	640,769
20	158,374	781,326	137,795	642,064	93,244	734,014
21	15,563	796,889	168,145	810,209	168,442	902,456
22	175,842	972,731	289,060	1,099,269	49,889	952,345
23	277,907	1,250,638	242,315	1,341,584	160,948	1,113,292
24	187,177	1,437,815	258,485	1,600,070	196,240	1,309,532
25	144,869	1,582,685	187,080	1,787,150	169,329	1,478,861
26	83,243	1,665,928	261,076	2,048,225	190,659	1,669,520
27	290,144	1,956,072	283,579	2,331,804	109,361	1,778,881
28	267,414	2,223,485	267,010	2,598,814	62,180	1,841,062
29	108,551	2,332,036	294,433	2,893,247	206,989	2,048,050
30	396,266	2,728,302	220,046	3,113,293	139,253	2,187,303
31	212,886	2,941,188	504,554	3,617,847	335,445	2,522,748
32	563,787	3,504,975	392,135	4,009,982	405,579	2,928,327
33	197,731	3,702,707	388,059	4,398,041	225,199	3,153,525
34	673,374	4,376,081	169,486	4,567,527	204,273	3,357,798
35	336,487	4,712,568	433,448	5,000,975	248,199	3,605,997
36	714,946	5,427,514	199,374	5,200,348	179,302	3,785,298
37	158,614	5,586,129	202,112	5,402,460	75,646	3,860,944
38	244,047	5,830,175	310,515	5,712,975	62,343	3,923,287
39	292,991	6,123,167	134,091	5,847,065	7,487	3,930,774
40	158,219	6,281,385	50,179	5,897,245	1,662	3,932,436
41	72,694	6,354,079	26,871	5,924,116	0	3,932,436
42	10,790	6,364,869	10,406	5,934,522	0	3,932,436
43	44,199	6,409,068	0	5,934,522	0	3,932,436
44	0	6,409,068	0	5,934,522	0	3,932,436
45	0	6,409,068	6	5,934,527	0	3,932,436
46	0	6,409,068	0	5,934,527	0	3,932,436
47	0	6,409,068	0	5,934,527	0	3,932,436
48	0	6,409,068	0	5,934,527	0	3,932,436
49	0	6,409,068	0	5,934,527	0	3,932,436
50	0	6,409,068	0	5,934,527	0	3,932,436
51	0	6,409,068	0	5,934,527	0	3,932,436
52	0	6,409,068	0	5,934,527	0	3,932,436
53	0	6,409,068	0	5,934,527	0	3,932,436

Indemnity:
Agri-hub shall take all reasonable precautions to ensure that any information and data provided by Agri-hub from its information sources are correct. Neither Agri-hub nor any of its directors, employees or information sources take any responsibility for action or losses that might occur as a result of the usage of this information.

Note: The airfreight volumes are supplied by PPECB.

SOFT CITRUS Despatch Summary per Export

(with Historical Data) *(Values expressed in 15.00kg equivalent cartons)*

SOFT CITRUS (SC) Exported to South East Asia (SEA) : Current Season vs Previous Seasons

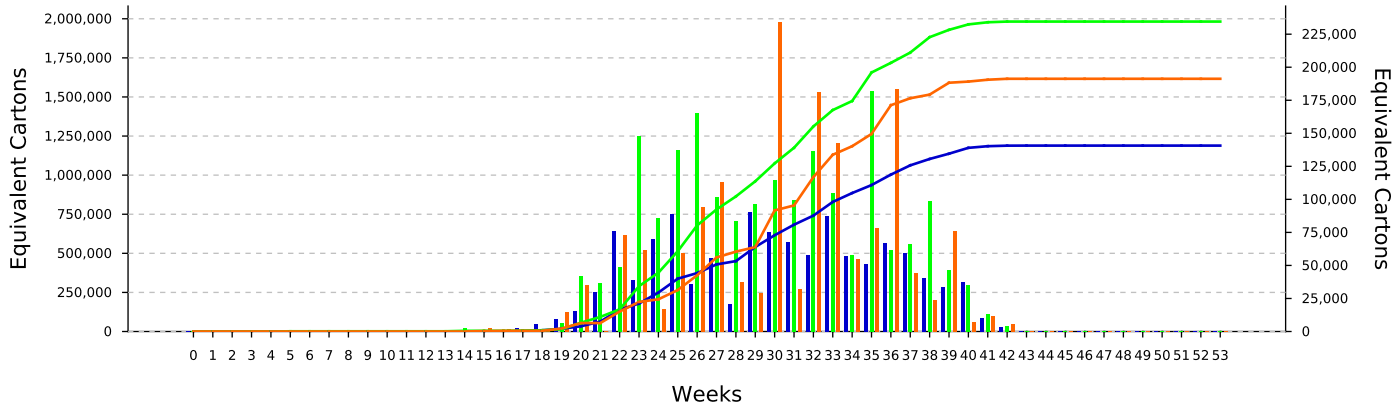

Week	2026 - Current	2026 - Cummulative	2025 - Current	2025 - Cummulative	2024 - Current	2024 - Cummulative
0	0	0	0	0	0	0
1	0	0	0	0	0	0
2	0	0	0	0	0	0
3	0	0	0	0	0	0
4	0	0	0	0	0	0
5	0	0	1,373	1,373	0	0
6	0	0	0	1,373	0	0
7	0	0	0	1,373	0	0
8	0	0	0	1,373	0	0
9	0	0	0	1,373	0	0
10	0	0	0	1,373	0	0
11	0	0	0	1,373	0	0
12	0	0	0	1,373	0	0
13	0	0	0	1,373	0	0
14	0	0	2,973	4,346	0	0
15	0	0	0	4,346	2,973	2,973
16	0	0	0	4,346	1,556	4,529
17	2,378	2,378	1,487	5,832	0	4,529
18	5,426	7,804	2,053	7,885	0	4,529
19	9,563	17,367	6,446	14,331	14,429	18,958
20	15,830	33,197	42,194	56,525	35,041	54,000
21	30,222	63,419	36,663	93,188	84	54,084
22	76,231	139,650	48,582	141,770	73,305	127,389
23	39,137	178,787	148,066	289,836	61,776	189,165
24	70,328	249,115	86,207	376,043	16,667	205,832
25	88,594	337,709	137,223	513,266	59,512	265,344
26	35,940	373,648	165,408	678,674	94,583	359,927
27	55,428	429,076	101,830	780,505	113,209	473,136
28	21,176	450,252	83,328	863,832	37,661	510,797
29	90,319	540,571	96,689	960,521	29,026	539,823
30	74,988	615,559	114,618	1,075,140	234,548	774,371
31	67,460	683,019	99,884	1,175,024	31,909	806,280
32	58,262	741,280	136,366	1,311,389	181,035	987,315
33	87,313	828,593	104,619	1,416,008	142,774	1,130,089
34	56,773	885,366	58,054	1,474,062	54,833	1,184,922
35	51,048	936,414	182,273	1,656,336	78,448	1,263,370
36	66,816	1,003,230	61,634	1,717,969	183,751	1,447,120
37	59,456	1,062,685	65,960	1,783,929	44,448	1,491,569
38	40,686	1,103,372	98,432	1,882,362	23,525	1,515,094
39	33,840	1,137,211	46,857	1,929,219	75,848	1,590,942
40	37,238	1,174,450	34,870	1,964,089	7,381	1,598,324
41	10,577	1,185,026	13,549	1,977,638	11,934	1,610,258
42	3,412	1,188,438	4,467	1,982,105	5,968	1,616,226
43	379	1,188,817	0	1,982,105	0	1,616,226
44	0	1,188,817	0	1,982,105	0	1,616,226
45	0	1,188,817	0	1,982,105	0	1,616,226
46	0	1,188,817	0	1,982,105	0	1,616,226
47	0	1,188,817	0	1,982,105	0	1,616,226
48	0	1,188,817	0	1,982,105	0	1,616,226
49	0	1,188,817	0	1,982,105	0	1,616,226
50	0	1,188,817	0	1,982,105	0	1,616,226
51	0	1,188,817	0	1,982,105	0	1,616,226
52	0	1,188,817	0	1,982,105	0	1,616,226
53	0	1,188,817	0	1,982,105	0	1,616,226

Indemnity:
Agri-hub shall take all reasonable precautions to ensure that any information and data provided by Agri-hub from its information sources are correct. Neither Agri-hub nor any of its directors, employees or information sources take any responsibility for action or losses that might occur as a result of the usage of this information.

Note: The airfreight volumes are supplied by PPECB.

SOFT CITRUS Despatch Summary per Export

(with Historical Data) *(Values expressed in 15.00kg equivalent cartons)*

SOFT CITRUS (SC) Exported to United Kingdom (UKI) : Current Season vs Previous Seasons

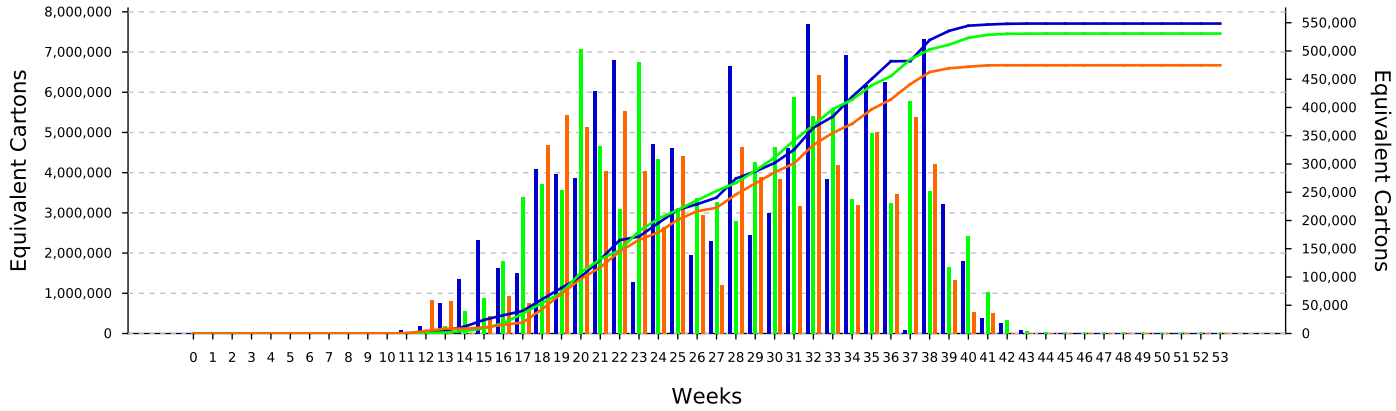

Week	2026 - Current	2026 - Cummulative	2025 - Current	2025 - Cummulative	2024 - Current	2024 - Cummulative
0	0	0	0	0	0	0
1	0	0	0	0	0	0
2	0	0	2,884	2,884	0	0
3	0	0	0	2,884	1,442	1,442
4	0	0	0	2,884	0	1,442
5	0	0	1,442	4,326	0	1,442
6	0	0	0	4,326	0	1,442
7	0	0	0	4,326	0	1,442
8	78	78	0	4,326	0	1,442
9	0	78	0	4,326	2,746	4,188
10	1,470	1,548	0	4,326	0	4,188
11	5,794	7,342	1,373	5,699	0	4,188
12	13,509	20,851	5,697	11,396	59,705	63,893
13	54,602	75,452	12,576	23,972	56,850	120,743
14	96,640	172,093	39,142	63,114	0	120,743
15	165,412	337,505	62,679	125,792	30,566	151,309
16	116,726	454,231	128,675	254,468	65,519	216,827
17	107,239	561,470	241,316	495,784	54,877	271,704
18	291,115	852,585	263,803	759,588	334,321	606,026
19	281,919	1,134,504	253,164	1,012,752	385,838	991,864
20	274,630	1,409,134	503,064	1,515,816	365,401	1,357,265
21	428,522	1,837,655	331,514	1,847,330	288,327	1,645,592
22	483,527	2,321,182	220,098	2,067,428	393,717	2,039,309
23	90,843	2,412,025	480,831	2,548,259	287,971	2,327,281
24	335,847	2,747,872	309,031	2,857,290	188,765	2,516,046
25	328,781	3,076,653	217,122	3,074,412	314,503	2,830,549
26	139,630	3,216,283	239,280	3,313,692	210,531	3,041,080
27	163,749	3,380,032	232,431	3,546,123	86,541	3,127,621
28	473,857	3,853,888	198,646	3,744,769	329,358	3,456,979
29	175,058	4,028,946	303,299	4,048,068	276,694	3,733,674
30	212,531	4,241,477	330,471	4,378,539	273,020	4,006,693
31	328,629	4,570,106	419,355	4,797,894	225,104	4,231,798
32	548,549	5,118,655	384,487	5,182,381	458,267	4,690,065
33	274,028	5,392,683	395,432	5,577,813	298,914	4,988,979
34	492,757	5,885,440	237,636	5,815,449	226,972	5,215,952
35	440,074	6,325,515	354,240	6,169,689	356,829	5,572,781
36	444,595	6,770,109	231,517	6,401,205	246,398	5,819,179
37	5,562	6,775,671	412,096	6,813,301	382,915	6,202,094
38	521,625	7,297,296	251,452	7,064,753	299,237	6,501,331
39	229,427	7,526,723	117,828	7,182,581	95,088	6,596,418
40	128,732	7,655,456	171,700	7,354,281	37,822	6,634,240
41	28,165	7,683,620	74,202	7,428,484	35,655	6,669,894
42	18,667	7,702,287	24,351	7,452,835	710	6,670,605
43	5,984	7,708,270	3,882	7,456,717	0	6,670,605
44	0	7,708,270	3,209	7,459,926	0	6,670,605
45	0	7,708,270	0	7,459,926	0	6,670,605
46	0	7,708,270	0	7,459,926	0	6,670,605
47	0	7,708,270	0	7,459,926	0	6,670,605
48	0	7,708,270	0	7,459,926	0	6,670,605
49	0	7,708,270	0	7,459,926	0	6,670,605
50	0	7,708,270	0	7,459,926	0	6,670,605
51	0	7,708,270	0	7,459,926	0	6,670,605
52	0	7,708,270	0	7,459,926	0	6,670,605
53	0	7,708,270	0	7,459,926	0	6,670,605

Indemnity:
Agri-hub shall take all reasonable precautions to ensure that any information and data provided by Agri-hub from its information sources are correct. Neither Agri-hub nor any of its directors, employees or information sources take any responsibility for action or losses that might occur as a result of the usage of this information.

Note: The airfreight volumes are supplied by PPECB.

SOFT CITRUS Despatch Summary per Export

(with Historical Data) *(Values expressed in 15.00kg equivalent cartons)*

SOFT CITRUS (SC) Exported to United States (US) : Current Season vs Previous Seasons

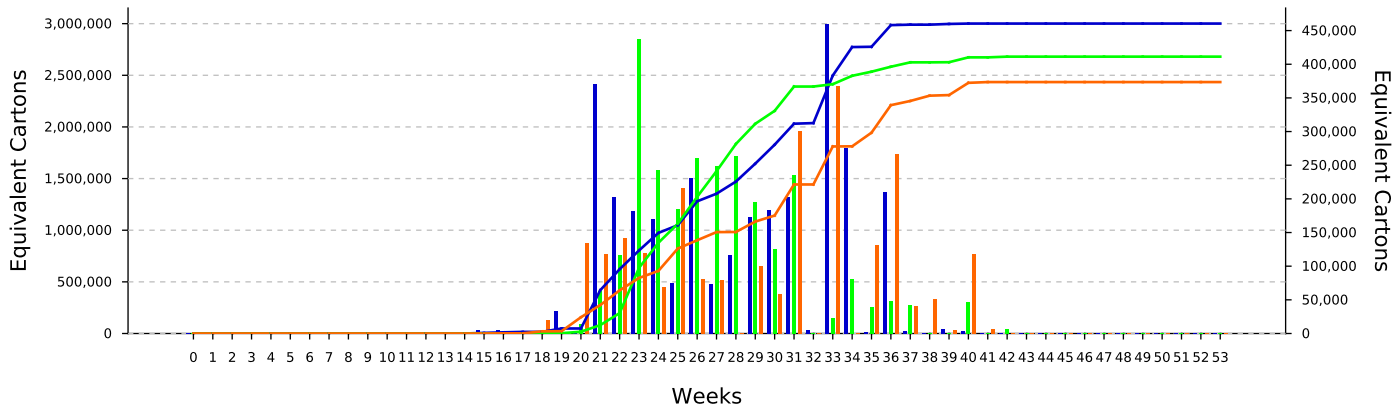

Week	2026 - Current	2026 - Cummulative	2025 - Current	2025 - Cummulative	2024 - Current	2024 - Cummulative
0	0	0	0	0	0	0
1	0	0	0	0	0	0
2	0	0	0	0	0	0
3	0	0	0	0	0	0
4	0	0	0	0	0	0
5	0	0	0	0	0	0
6	0	0	0	0	0	0
7	0	0	0	0	0	0
8	0	0	0	0	0	0
9	0	0	0	0	0	0
10	0	0	0	0	0	0
11	0	0	0	0	0	0
12	0	0	0	0	0	0
13	0	0	0	0	0	0
14	0	0	0	0	0	0
15	5,720	5,720	0	0	0	0
16	5,720	11,440	0	0	1,430	1,430
17	4,255	15,695	0	0	0	1,430
18	0	15,695	1,407	1,407	19,526	20,956
19	32,855	48,551	1,373	2,779	1,373	22,329
20	0	48,551	14,553	17,333	134,783	157,112
21	370,979	419,529	63,851	81,184	118,379	275,491
22	202,912	622,442	116,430	197,613	142,158	417,649
23	181,707	804,149	438,084	635,697	119,789	537,438
24	169,885	974,035	242,655	878,352	68,661	606,098
25	74,529	1,048,564	184,272	1,062,624	215,930	822,029
26	231,070	1,279,634	260,117	1,322,741	80,844	902,873
27	73,888	1,353,522	248,787	1,571,528	78,825	981,698
28	117,257	1,470,779	263,648	1,835,176	1,373	983,071
29	173,823	1,644,602	195,457	2,030,633	100,396	1,083,467
30	183,494	1,828,095	125,028	2,155,660	58,688	1,142,155
31	203,315	2,031,411	235,346	2,391,006	300,817	1,442,972
32	5,719	2,037,129	0	2,391,006	0	1,442,972
33	460,428	2,497,557	22,745	2,413,752	368,022	1,810,994
34	275,781	2,773,338	81,376	2,495,128	1,373	1,812,367
35	2,900	2,776,237	39,790	2,534,918	132,010	1,944,377
36	209,625	2,985,862	48,086	2,583,004	266,418	2,210,795
37	4,265	2,990,128	42,285	2,625,289	40,630	2,251,425
38	0	2,990,128	0	2,625,289	51,289	2,302,714
39	7,018	2,997,146	1,373	2,626,662	5,605	2,308,319
40	3,691	3,000,837	46,835	2,673,497	118,750	2,427,069
41	0	3,000,837	0	2,673,497	7,333	2,434,402
42	0	3,000,837	7,033	2,680,530	0	2,434,402
43	0	3,000,837	0	2,680,530	0	2,434,402
44	0	3,000,837	0	2,680,530	0	2,434,402
45	0	3,000,837	0	2,680,530	0	2,434,402
46	0	3,000,837	0	2,680,530	0	2,434,402
47	0	3,000,837	0	2,680,530	0	2,434,402
48	0	3,000,837	0	2,680,530	0	2,434,402
49	0	3,000,837	0	2,680,530	0	2,434,402
50	0	3,000,837	0	2,680,530	0	2,434,402
51	0	3,000,837	0	2,680,530	0	2,434,402
52	0	3,000,837	0	2,680,530	0	2,434,402
53	0	3,000,837	0	2,680,530	0	2,434,402

Indemnity:
Agri-hub shall take all reasonable precautions to ensure that any information and data provided by Agri-hub from its information sources are correct. Neither Agri-hub nor any of its directors, employees or information sources take any responsibility for action or losses that might occur as a result of the usage of this information.

Note: The airfreight volumes are supplied by PPECB.

Glossary of Key Terms

Actual Cartons (ActCtn)

- Number of cartons that are on a pallet as provided by data source. (The number cartons can differ depending on the pack type code e.g. J60B has 2 cartons, and A15C has 80 cartons)

Country of Origin

- Reports are based on South African exports only. The country of origin code in the data source is ZA.

Equivalent Cartons (EqvCtns)

- The net mass provided by the data source, divided by the standard mass as per commodity.
- Nett mass is validated to be within certain tolerance based on pack type codes. e.g. Grapes standard mass is 4.5 kg where the Oranges are 15kg and Grapefruit is at 17kg

Pallet Quantity (Plt_Qty)

- The Pallet Quantity provided by data source. No distinction is made between pallet types

Port Of Loading (POL)

- Port of Loading

Shipped Date

- Shipped date is the sail date from the Port of Loading for the vessel.
- Pomefruit & Stonefruit - Shipped Date / Export Week is the date of the last South African port of loading
- (Initially the shipped date is received from the data source.
  The vessel sail date is updated according to Marine traffic and Transnet to use the actual shipped dates)

Shipped_week

- The week of the year, starting on a Monday, derived from the shipped date.
- Pome and Stone fruit use Shipped_week_za in this field.

Shipped_week_pol

- The week of the year, starting on a Monday, derived from the shipped date when the vessel left the port.

Shipped_week_za

- The week of the year, starting on a Monday, derived from the shipped date when the vessel left the last South African POL. (NOT the port the container was loaded in)

Indemnity:
Agri-hub shall take all reasonable precautions to ensure that any information and data provided by Agri-hub from its information sources are correct. Neither Agri-hub nor any of its directors, employees or information sources take any responsibility for action or losses that might occur as a result of the usage of this information.

Glossary of Key Terms

Year To Date (YTD)

- Year To Date (YTD) Data for the current season. The season dates are managed on commodity level.

Indemnity:
Agri-hub shall take all reasonable precautions to ensure that any information and data provided by Agri-hub from its information sources are correct. Neither Agri-hub nor any of its directors, employees or information sources take any responsibility for action or losses that might occur as a result of the usage of this information.