VALENCIA (VL): Current Season vs Previous Season

Current Season (2026) (YTD)

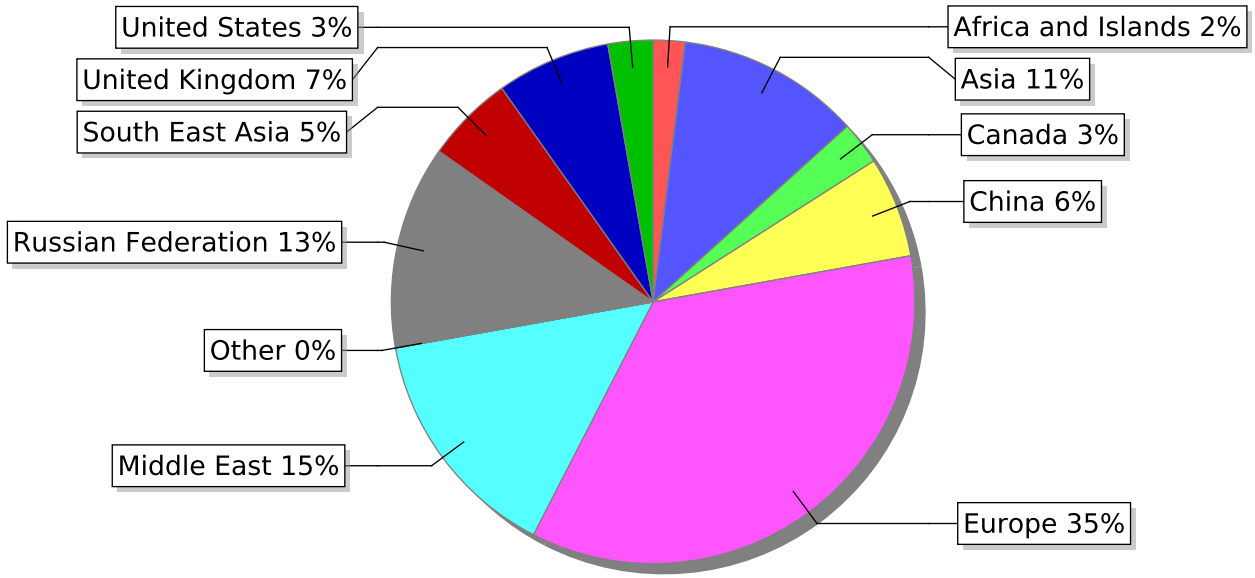

Previous Season (2025) (YTD)

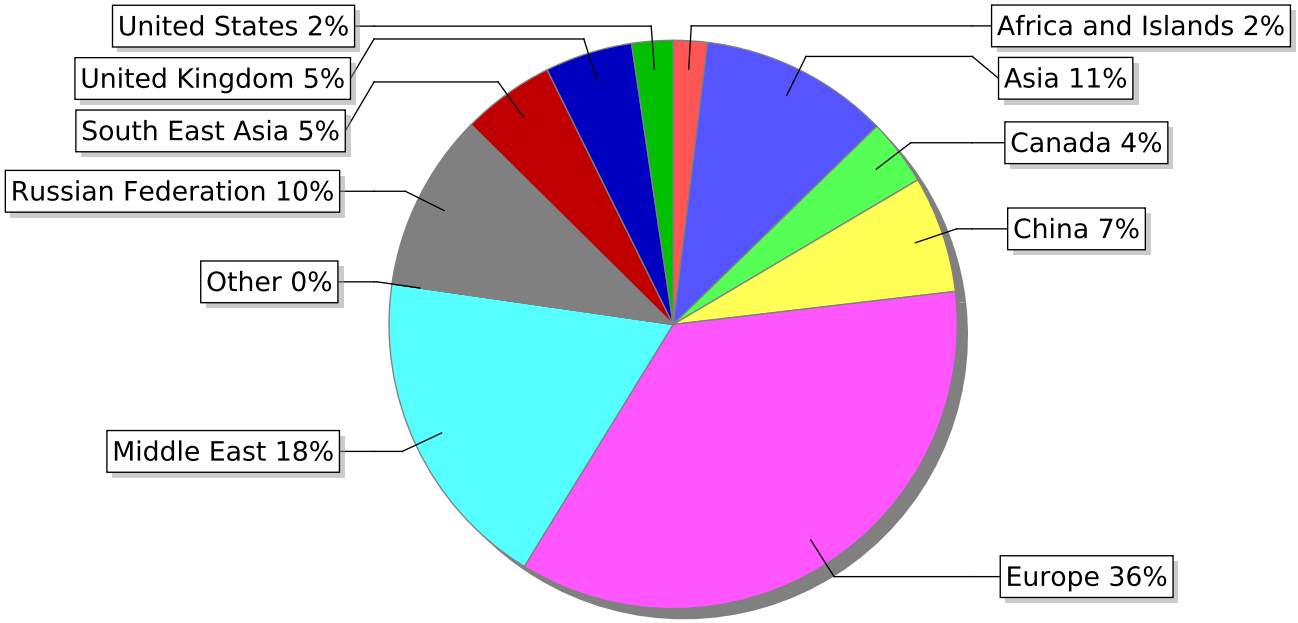

Indemnity:
Agri-hub shall take all reasonable precautions to ensure that any information and data provided by Agri-hub from its information sources are correct. Neither Agri-hub nor any of its directors, employees or information sources take any responsibility for action or losses that might occur as a result of the usage of this information.

Note: The airfreight volumes are supplied by PPECB.

ORANGES Despatch Summary per Export

(with Historical Data) (Values expressed in 15.00kg equivalent cartons)

VALENCIA (VL) Exported to All Regions : Current Season vs Previous Seasons

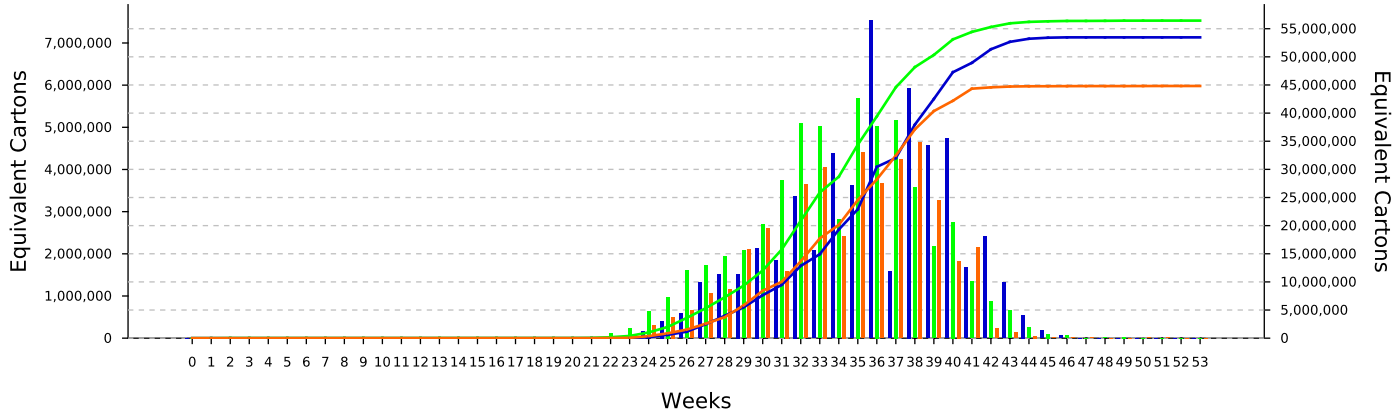

Week	2026 - Current	2026 - Cummulative	2025 - Current	2025 - Cummulative	2024 - Current	2024 - Cummulative
0	0	0	0	0	0	0
1	1,664	1,664	250	250	0	0
2	0	1,664	18,889	19,138	0	0
3	0	1,664	0	19,138	0	0
4	0	1,664	0	19,138	0	0
5	0	1,664	1,664	20,802	1,131	1,131
6	0	1,664	0	20,802	1,248	2,379
7	0	1,664	0	20,802	0	2,379
8	76	1,740	0	20,802	0	2,379
9	0	1,740	0	20,802	0	2,379
10	0	1,740	0	20,802	0	2,379
11	0	1,740	0	20,802	1,038	3,417
12	0	1,740	0	20,802	0	3,417
13	0	1,740	2,330	23,133	0	3,417
14	0	1,740	0	23,133	0	3,417
15	0	1,740	0	23,133	0	3,417
16	0	1,740	0	23,133	0	3,417
17	0	1,740	0	23,133	0	3,417
18	0	1,740	0	23,133	0	3,417
19	0	1,740	0	23,133	0	3,417
20	0	1,740	915	24,048	0	3,417
21	1,731	3,471	23,815	47,863	0	3,417
22	8,403	11,874	118,806	166,670	27,808	31,225
23	5,741	17,615	225,543	392,213	29,952	61,177
24	152,963	170,578	626,058	1,018,271	300,122	361,299
25	410,803	581,381	979,705	1,997,976	503,887	865,186
26	577,531	1,158,911	1,596,915	3,594,891	652,355	1,517,541
27	1,312,274	2,471,185	1,726,365	5,321,256	1,053,476	2,571,017
28	1,505,832	3,977,017	1,942,964	7,264,220	1,160,306	3,731,324
29	1,521,846	5,498,864	2,078,738	9,342,958	2,098,901	5,830,225
30	2,138,933	7,637,797	2,689,208	12,032,165	2,593,948	8,424,173
31	1,839,422	9,477,218	3,731,786	15,763,951	1,595,422	10,019,596
32	3,368,694	12,845,912	5,100,302	20,864,254	3,639,865	13,659,461
33	2,077,419	14,923,331	5,024,937	25,889,191	4,058,648	17,718,109
34	4,376,796	19,300,127	2,809,544	28,698,735	2,423,145	20,141,254
35	3,613,543	22,913,670	5,691,439	34,390,174	4,404,736	24,545,990
36	7,530,241	30,443,911	5,027,224	39,417,398	3,671,425	28,217,415
37	1,577,210	32,021,121	5,177,315	44,594,714	4,232,821	32,450,236
38	5,929,550	37,950,671	3,571,474	48,166,188	4,652,057	37,102,293
39	4,571,426	42,522,097	2,178,394	50,344,581	3,258,701	40,360,994
40	4,739,713	47,261,810	2,753,639	53,098,220	1,828,405	42,189,399
41	1,677,127	48,938,937	1,337,432	54,435,652	2,151,731	44,341,130
42	2,406,584	51,345,521	866,326	55,301,978	235,824	44,576,954
43	1,320,651	52,666,173	652,638	55,954,616	141,619	44,718,573
44	551,142	53,217,314	259,296	56,213,913	48,136	44,766,709
45	186,090	53,403,404	99,075	56,312,988	8,875	44,775,585
46	59,853	53,463,258	67,619	56,380,607	18,379	44,793,964
47	0	53,463,258	4,923	56,385,530	8,813	44,802,777
48	0	53,463,258	18,200	56,403,730	0	44,802,777
49	0	53,463,258	27,544	56,431,275	0	44,802,777
50	0	53,463,258	3,827	56,435,102	9,946	44,812,723
51	0	53,463,258	3,328	56,438,430	8,320	44,821,043
52	0	53,463,258	660	56,439,089	0	44,821,043
53	0	53,463,258	0	56,439,089	0	44,821,043

Indemnity:
Agri-hub shall take all reasonable precautions to ensure that any information and data provided by Agri-hub from its information sources are correct. Neither Agri-hub nor any of its directors, employees or information sources take any responsibility for action or losses that might occur as a result of the usage of this information.

Note: The airfreight volumes are supplied by PPECB.

17/11/2026 01:59

ORANGES Despatch Summary per Export

(with Historical Data) (Values expressed in 15.00kg equivalent cartons)

VALENCIA (VL) Exported to Africa and Islands (AFI) : Current Season vs Previous Seasons

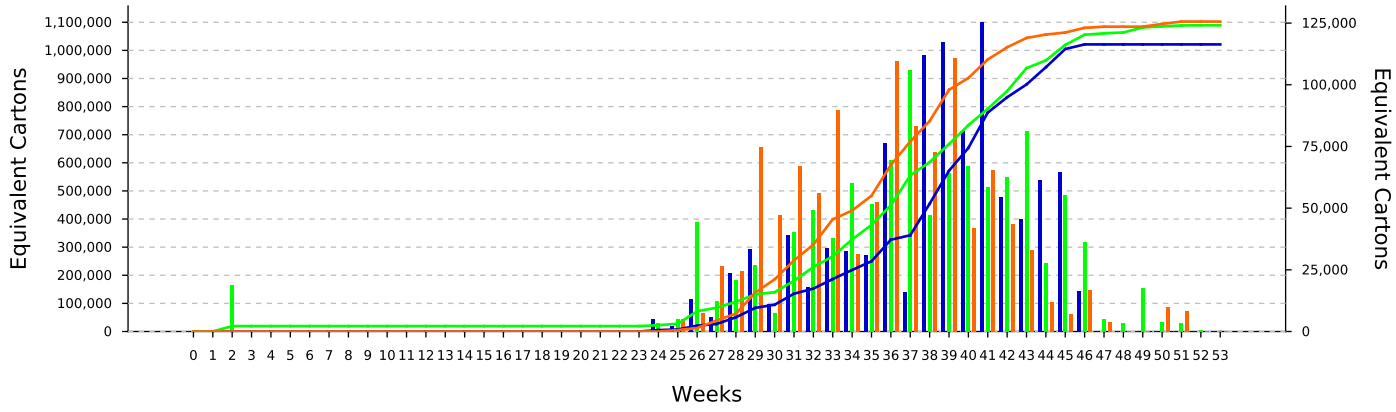

Week	2026 - Current	2026 - Cummulative	2025 - Current	2025 - Cummulative	2024 - Current	2024 - Cummulative
0	0	0	0	0	0	0
1	0	0	250	250	0	0
2	0	0	18,889	19,138	0	0
3	0	0	0	19,138	0	0
4	0	0	0	19,138	0	0
5	0	0	0	19,138	0	0
6	0	0	0	19,138	0	0
7	0	0	0	19,138	0	0
8	0	0	0	19,138	0	0
9	0	0	0	19,138	0	0
10	0	0	0	19,138	0	0
11	0	0	0	19,138	0	0
12	0	0	0	19,138	0	0
13	0	0	0	19,138	0	0
14	0	0	0	19,138	0	0
15	0	0	0	19,138	0	0
16	0	0	0	19,138	0	0
17	0	0	0	19,138	0	0
18	0	0	0	19,138	0	0
19	0	0	0	19,138	0	0
20	0	0	0	19,138	0	0
21	0	0	0	19,138	0	0
22	0	0	0	19,138	0	0
23	0	0	0	19,138	0	0
24	4,992	4,992	3,328	22,466	0	0
25	2,361	7,353	5,136	27,602	4,992	4,992
26	13,312	20,665	44,504	72,105	7,458	12,450
27	5,959	26,624	12,431	84,537	26,574	39,024
28	23,855	50,479	20,758	105,295	24,389	63,413
29	33,457	83,936	26,810	132,105	74,963	138,377
30	11,315	95,251	7,654	139,760	47,235	185,611
31	39,232	134,483	40,516	180,275	67,283	252,894
32	17,950	152,434	49,193	229,468	56,214	309,108
33	34,017	186,450	37,855	267,323	89,908	399,016
34	32,429	218,880	60,216	327,539	31,275	430,291
35	30,922	249,801	51,703	379,243	52,666	482,957
36	76,584	326,385	69,673	448,916	109,539	592,496
37	15,943	342,329	106,109	555,025	83,281	675,778
38	112,101	454,429	47,413	602,438	72,839	748,617
39	117,406	571,835	64,112	666,550	111,029	859,645
40	81,131	652,967	67,216	733,766	42,136	901,781
41	125,618	778,585	58,743	792,509	65,627	967,409
42	54,443	833,028	62,807	855,316	43,534	1,010,943
43	45,654	878,682	81,333	936,649	33,195	1,044,138
44	61,349	940,032	27,575	964,224	12,109	1,056,246
45	64,703	1,004,734	55,242	1,019,466	7,211	1,063,458
46	16,469	1,021,203	36,097	1,055,563	16,715	1,080,173
47	0	1,021,203	4,923	1,060,486	4,014	1,084,187
48	0	1,021,203	3,295	1,063,781	0	1,084,187
49	0	1,021,203	17,640	1,081,421	0	1,084,187
50	0	1,021,203	3,827	1,085,248	9,946	1,094,133
51	0	1,021,203	3,328	1,088,576	8,320	1,102,453
52	0	1,021,203	660	1,089,236	0	1,102,453
53	0	1,021,203	0	1,089,236	0	1,102,453

Indemnity:
Agri-hub shall take all reasonable precautions to ensure that any information and data provided by Agri-hub from its information sources are correct. Neither Agri-hub nor any of its directors, employees or information sources take any responsibility for action or losses that might occur as a result of the usage of this information.

Note: The airfreight volumes are supplied by PPECB.

17/11/2026 02:00

ORANGES Despatch Summary per Export

(with Historical Data) (Values expressed in 15.00kg equivalent cartons)

VALENCIA (VL) Exported to Asia (ASA) : Current Season vs Previous Seasons

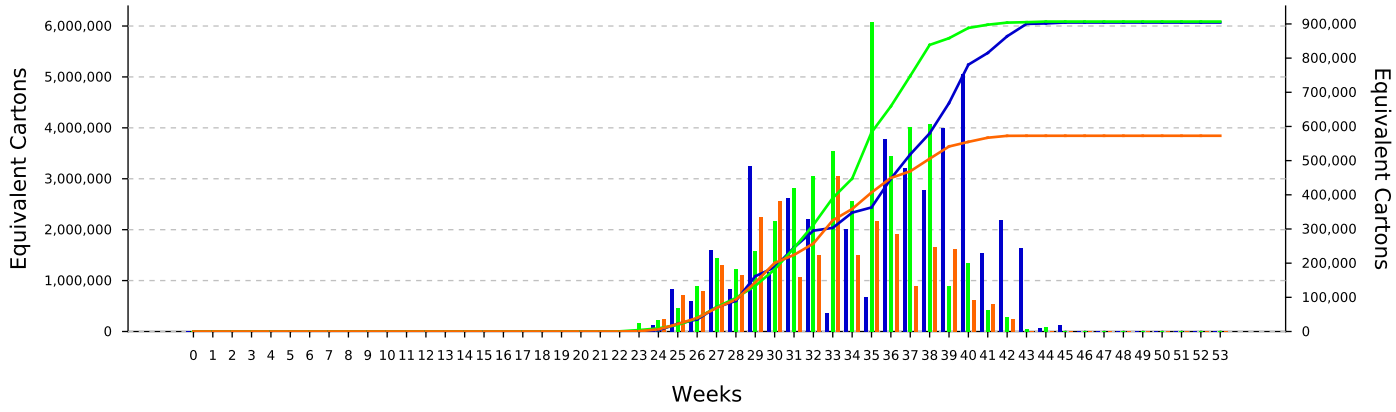

Week	2026 - Current	2026 - Cummulative	2025 - Current	2025 - Cummulative	2024 - Current	2024 - Cummulative
0	0	0	0	0	0	0
1	1,664	1,664	0	0	0	0
2	0	1,664	0	0	0	0
3	0	1,664	0	0	0	0
4	0	1,664	0	0	0	0
5	0	1,664	0	0	0	0
6	0	1,664	0	0	0	0
7	0	1,664	0	0	0	0
8	0	1,664	0	0	0	0
9	0	1,664	0	0	0	0
10	0	1,664	0	0	0	0
11	0	1,664	0	0	0	0
12	0	1,664	0	0	0	0
13	0	1,664	0	0	0	0
14	0	1,664	0	0	0	0
15	0	1,664	0	0	0	0
16	0	1,664	0	0	0	0
17	0	1,664	0	0	0	0
18	0	1,664	0	0	0	0
19	0	1,664	0	0	0	0
20	0	1,664	0	0	0	0
21	0	1,664	0	0	0	0
22	0	1,664	3,328	3,328	0	0
23	3,328	4,992	24,995	28,323	5,824	5,824
24	19,968	24,960	33,197	61,520	35,745	41,569
25	124,218	149,178	67,415	128,935	106,748	148,316
26	88,269	237,447	132,633	261,568	117,988	266,304
27	238,573	476,020	215,702	477,271	195,146	461,450
28	125,630	601,650	181,910	659,180	166,026	627,476
29	483,517	1,085,167	236,995	896,175	335,676	963,151
30	174,266	1,259,432	322,981	1,219,157	382,618	1,345,769
31	390,610	1,650,043	420,919	1,640,076	158,161	1,503,930
32	330,489	1,980,532	453,934	2,094,010	223,563	1,727,493
33	54,954	2,035,485	528,156	2,622,165	455,650	2,183,143
34	299,291	2,334,776	380,557	3,002,722	222,978	2,406,122
35	101,691	2,436,467	906,956	3,909,678	323,848	2,729,969
36	564,552	3,001,018	513,056	4,422,734	284,896	3,014,865
37	477,468	3,478,487	597,218	5,019,952	132,465	3,147,330
38	413,309	3,891,796	608,586	5,628,538	245,934	3,393,264
39	594,609	4,486,404	132,035	5,760,573	240,351	3,633,615
40	754,054	5,240,458	200,946	5,961,520	91,094	3,724,709
41	230,568	5,471,026	64,345	6,025,864	81,349	3,806,058
42	326,903	5,797,929	41,226	6,067,090	36,712	3,842,770
43	243,212	6,041,142	8,320	6,075,410	1,664	3,844,434
44	9,984	6,051,126	11,898	6,087,308	0	3,844,434
45	17,711	6,068,837	0	6,087,308	0	3,844,434
46	0	6,068,837	0	6,087,308	0	3,844,434
47	0	6,068,837	0	6,087,308	0	3,844,434
48	0	6,068,837	0	6,087,308	0	3,844,434
49	0	6,068,837	0	6,087,308	0	3,844,434
50	0	6,068,837	0	6,087,308	0	3,844,434
51	0	6,068,837	0	6,087,308	0	3,844,434
52	0	6,068,837	0	6,087,308	0	3,844,434
53	0	6,068,837	0	6,087,308	0	3,844,434

Indemnity:
Agri-hub shall take all reasonable precautions to ensure that any information and data provided by Agri-hub from its information sources are correct. Neither Agri-hub nor any of its directors, employees or information sources take any responsibility for action or losses that might occur as a result of the usage of this information.

Note: The airfreight volumes are supplied by PPECB.

17/11/2026 02:00

ORANGES Despatch Summary per Export

(with Historical Data) (Values expressed in 15.00kg equivalent cartons)

VALENCIA (VL) Exported to Canada (CAN) : Current Season vs Previous Seasons

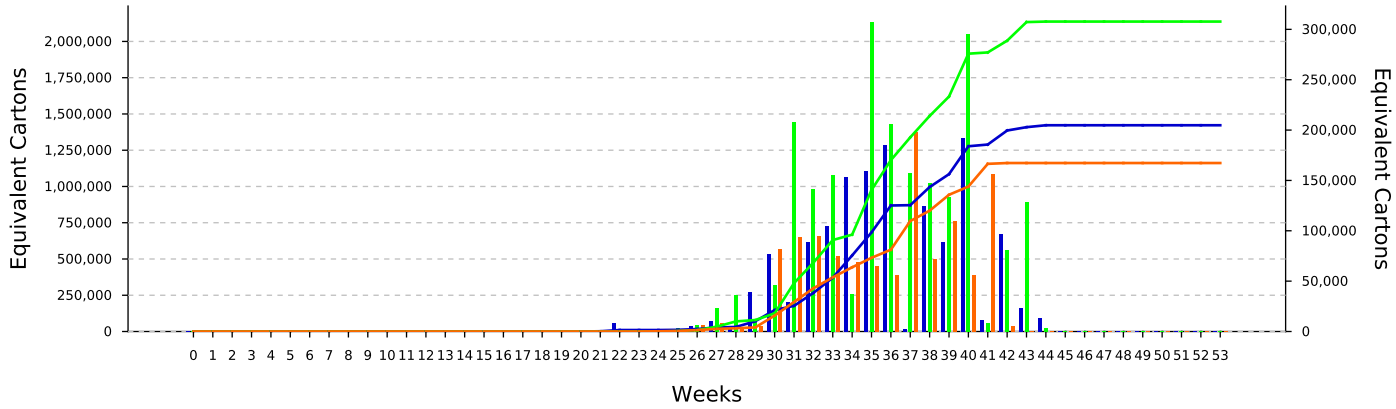

Week	2026 - Current	2026 - Cummulative	2025 - Current	2025 - Cummulative	2024 - Current	2024 - Cummulative
0	0	0	0	0	0	0
1	0	0	0	0	0	0
2	0	0	0	0	0	0
3	0	0	0	0	0	0
4	0	0	0	0	0	0
5	0	0	0	0	0	0
6	0	0	0	0	0	0
7	0	0	0	0	0	0
8	0	0	0	0	0	0
9	0	0	0	0	0	0
10	0	0	0	0	0	0
11	0	0	0	0	0	0
12	0	0	0	0	0	0
13	0	0	0	0	0	0
14	0	0	0	0	0	0
15	0	0	0	0	0	0
16	0	0	0	0	0	0
17	0	0	0	0	0	0
18	0	0	0	0	0	0
19	0	0	0	0	0	0
20	0	0	0	0	0	0
21	1,731	1,731	0	0	0	0
22	8,403	10,134	0	0	0	0
23	0	10,134	0	0	0	0
24	0	10,134	0	0	1,412	1,412
25	1,498	11,631	3,146	3,146	1,828	3,240
26	5,273	16,904	6,323	9,469	6,573	9,812
27	10,658	27,562	23,607	33,076	8,651	18,464
28	3,666	31,228	36,370	69,446	3,840	22,304
29	39,626	70,854	9,410	78,856	5,745	28,049
30	76,670	147,524	46,262	125,118	81,625	109,674
31	29,458	176,982	208,290	333,408	93,766	203,440
32	89,058	266,039	141,520	474,928	94,707	298,147
33	104,854	370,894	155,577	630,505	75,239	373,386
34	153,444	524,338	37,289	667,794	69,299	442,685
35	159,008	683,346	307,740	975,534	65,354	508,039
36	185,562	868,907	206,000	1,181,534	55,971	564,009
37	2,079	870,986	157,009	1,338,543	197,657	761,666
38	125,027	996,013	147,636	1,486,179	71,523	833,189
39	89,053	1,085,066	133,829	1,620,008	109,634	942,822
40	192,198	1,277,264	295,631	1,915,639	56,525	999,347
41	11,798	1,289,063	8,547	1,924,186	156,641	1,155,988
42	96,879	1,385,941	80,944	2,005,130	5,734	1,161,722
43	22,979	1,408,920	128,477	2,133,608	0	1,161,722
44	13,156	1,422,076	3,430	2,137,038	0	1,161,722
45	0	1,422,076	0	2,137,038	0	1,161,722
46	0	1,422,076	0	2,137,038	0	1,161,722
47	0	1,422,076	0	2,137,038	0	1,161,722
48	0	1,422,076	0	2,137,038	0	1,161,722
49	0	1,422,076	0	2,137,038	0	1,161,722
50	0	1,422,076	0	2,137,038	0	1,161,722
51	0	1,422,076	0	2,137,038	0	1,161,722
52	0	1,422,076	0	2,137,038	0	1,161,722
53	0	1,422,076	0	2,137,038	0	1,161,722

Indemnity:
Agri-hub shall take all reasonable precautions to ensure that any information and data provided by Agri-hub from its information sources are correct. Neither Agri-hub nor any of its directors, employees or information sources take any responsibility for action or losses that might occur as a result of the usage of this information.

Note: The airfreight volumes are supplied by PPECB.

17/11/2026 02:01

ORANGES Despatch Summary per Export

(with Historical Data) (Values expressed in 15.00kg equivalent cartons)

VALENCIA (VL) Exported to China (CHN) : Current Season vs Previous Seasons

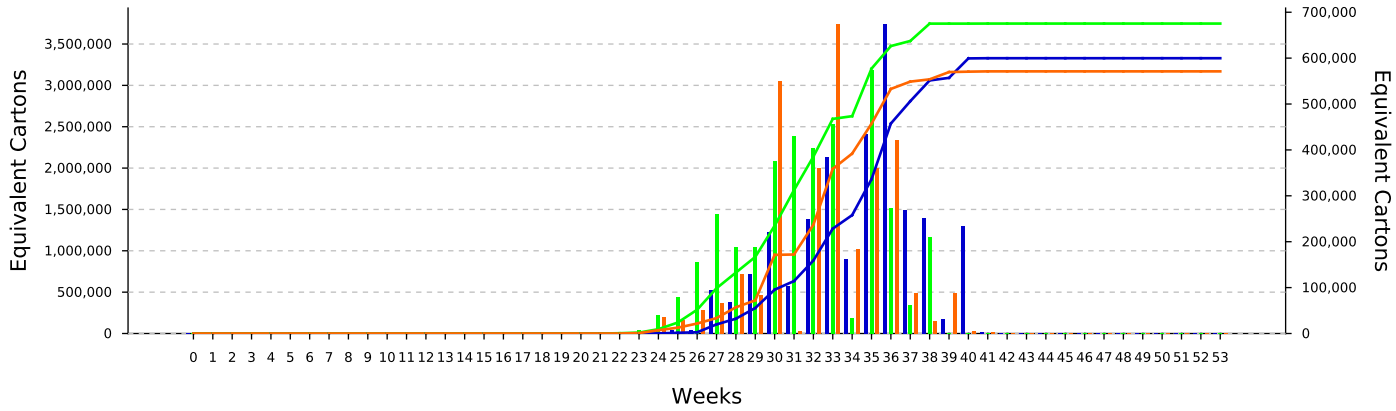

Week	2026 - Current	2026 - Cummulative	2025 - Current	2025 - Cummulative	2024 - Current	2024 - Cummulative
0	0	0	0	0	0	0
1	0	0	0	0	0	0
2	0	0	0	0	0	0
3	0	0	0	0	0	0
4	0	0	0	0	0	0
5	0	0	0	0	0	0
6	0	0	0	0	0	0
7	0	0	0	0	0	0
8	0	0	0	0	0	0
9	0	0	0	0	0	0
10	0	0	0	0	0	0
11	0	0	0	0	0	0
12	0	0	0	0	0	0
13	0	0	0	0	0	0
14	0	0	0	0	0	0
15	0	0	0	0	0	0
16	0	0	0	0	0	0
17	0	0	0	0	0	0
18	0	0	0	0	0	0
19	0	0	0	0	0	0
20	0	0	0	0	0	0
21	0	0	0	0	0	0
22	0	0	3,328	3,328	0	0
23	0	0	7,488	10,816	4,992	4,992
24	1,664	1,664	41,340	52,156	34,861	39,853
25	6,656	8,320	80,415	132,571	30,481	70,334
26	6,656	14,976	154,940	287,511	50,397	120,731
27	95,038	110,014	259,598	547,109	65,811	186,542
28	68,969	178,983	189,480	736,588	130,070	316,612
29	129,390	308,373	189,438	926,026	84,028	400,641
30	221,464	529,837	376,765	1,302,791	549,801	950,442
31	104,332	634,169	430,984	1,733,775	4,884	955,326
32	248,540	882,709	405,149	2,138,925	359,906	1,315,232
33	385,130	1,267,839	455,699	2,594,623	675,287	1,990,519
34	163,305	1,431,144	33,075	2,627,698	184,774	2,175,293
35	434,065	1,865,209	574,687	3,202,386	360,907	2,536,200
36	673,516	2,538,725	273,084	3,475,470	420,579	2,956,779
37	269,866	2,808,591	61,190	3,536,660	88,824	3,045,603
38	251,243	3,059,834	209,897	3,746,557	27,306	3,072,909
39	31,181	3,091,014	0	3,746,557	88,023	3,160,932
40	235,017	3,326,031	0	3,746,557	4,992	3,165,924
41	2,288	3,328,319	749	3,747,306	3,266	3,169,189
42	0	3,328,319	0	3,747,306	0	3,169,189
43	0	3,328,319	0	3,747,306	0	3,169,189
44	0	3,328,319	0	3,747,306	0	3,169,189
45	0	3,328,319	0	3,747,306	0	3,169,189
46	0	3,328,319	0	3,747,306	0	3,169,189
47	0	3,328,319	0	3,747,306	0	3,169,189
48	0	3,328,319	0	3,747,306	0	3,169,189
49	0	3,328,319	0	3,747,306	0	3,169,189
50	0	3,328,319	0	3,747,306	0	3,169,189
51	0	3,328,319	0	3,747,306	0	3,169,189
52	0	3,328,319	0	3,747,306	0	3,169,189
53	0	3,328,319	0	3,747,306	0	3,169,189

Indemnity:
Agri-hub shall take all reasonable precautions to ensure that any information and data provided by Agri-hub from its information sources are correct. Neither Agri-hub nor any of its directors, employees or information sources take any responsibility for action or losses that might occur as a result of the usage of this information.

Note: The airfreight volumes are supplied by PPECB.

17/11/2026 02:02

ORANGES Despatch Summary per Export

(with Historical Data) (Values expressed in 15.00kg equivalent cartons)

VALENCIA (VL) Exported to Europe (EUR) : Current Season vs Previous Seasons

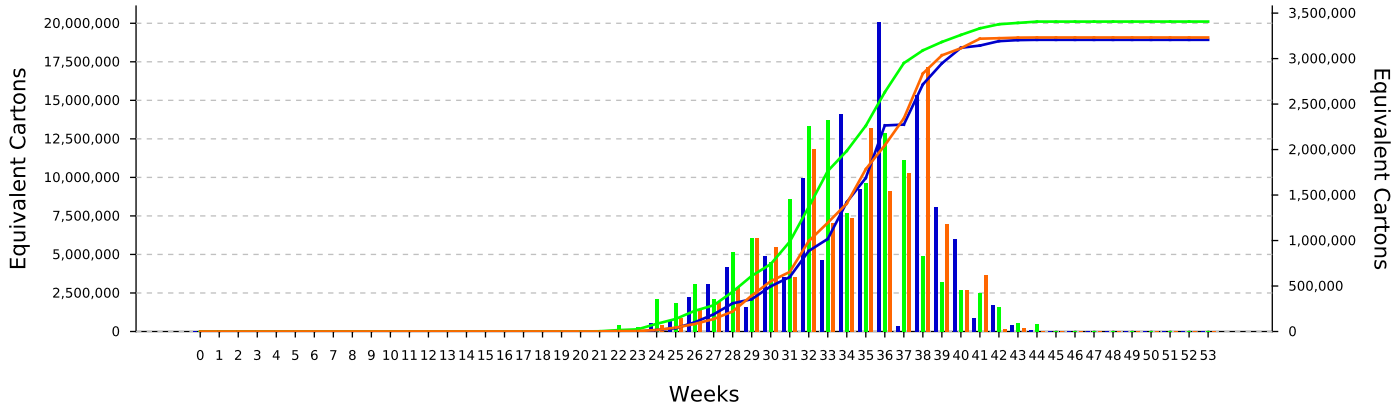

Week	2026 - Current	2026 - Cummulative	2025 - Current	2025 - Cummulative	2024 - Current	2024 - Cummulative
0	0	0	0	0	0	0
1	0	0	0	0	0	0
2	0	0	0	0	0	0
3	0	0	0	0	0	0
4	0	0	0	0	0	0
5	0	0	1,664	1,664	1,131	1,131
6	0	0	0	1,664	1,248	2,379
7	0	0	0	1,664	0	2,379
8	0	0	0	1,664	0	2,379
9	0	0	0	1,664	0	2,379
10	0	0	0	1,664	0	2,379
11	0	0	0	1,664	1,038	3,417
12	0	0	0	1,664	0	3,417
13	0	0	684	2,348	0	3,417
14	0	0	0	2,348	0	3,417
15	0	0	0	2,348	0	3,417
16	0	0	0	2,348	0	3,417
17	0	0	0	2,348	0	3,417
18	0	0	0	2,348	0	3,417
19	0	0	0	2,348	0	3,417
20	0	0	0	2,348	0	3,417
21	0	0	12,466	14,814	0	3,417
22	0	0	76,666	91,479	24,206	27,623
23	749	749	48,104	139,583	0	27,623
24	90,833	91,582	358,366	497,949	71,601	99,224
25	121,834	213,416	315,501	813,450	151,017	250,241
26	382,568	595,984	526,170	1,339,620	237,934	488,175
27	518,603	1,114,587	362,587	1,702,207	320,739	808,914
28	712,599	1,827,186	876,335	2,578,542	490,740	1,299,654
29	269,397	2,096,584	1,029,329	3,607,871	1,027,655	2,327,309
30	834,190	2,930,774	766,464	4,374,336	933,739	3,261,048
31	601,450	3,532,224	1,451,496	5,825,832	603,670	3,864,718
32	1,692,609	5,224,833	2,261,121	8,086,953	2,002,603	5,867,320
33	783,617	6,008,451	2,326,743	10,413,696	1,190,139	7,057,459
34	2,386,172	8,394,623	1,303,478	11,717,174	1,245,457	8,302,916
35	1,568,128	9,962,751	1,633,981	13,351,154	2,231,977	10,534,893
36	3,406,945	13,369,696	2,180,137	15,531,291	1,547,447	12,082,340
37	58,644	13,428,340	1,882,658	17,413,949	1,745,513	13,827,853
38	2,602,860	16,031,200	825,689	18,239,638	2,912,106	16,739,959
39	1,365,792	17,396,992	547,046	18,786,684	1,179,207	17,919,166
40	1,012,485	18,409,478	457,822	19,244,506	460,651	18,379,817
41	143,459	18,552,936	426,182	19,670,688	619,581	18,999,398
42	288,184	18,841,120	265,676	19,936,364	31,509	19,030,907
43	66,634	18,907,755	88,894	20,025,258	38,190	19,069,097
44	19,752	18,927,507	84,200	20,109,458	8,267	19,077,364
45	0	18,927,507	0	20,109,458	0	19,077,364
46	83	18,927,590	0	20,109,458	0	19,077,364
47	0	18,927,590	0	20,109,458	0	19,077,364
48	0	18,927,590	1,646	20,111,105	0	19,077,364
49	0	18,927,590	0	20,111,105	0	19,077,364
50	0	18,927,590	0	20,111,105	0	19,077,364
51	0	18,927,590	0	20,111,105	0	19,077,364
52	0	18,927,590	0	20,111,105	0	19,077,364
53	0	18,927,590	0	20,111,105	0	19,077,364

Indemnity:
Agri-hub shall take all reasonable precautions to ensure that any information and data provided by Agri-hub from its information sources are correct. Neither Agri-hub nor any of its directors, employees or information sources take any responsibility for action or losses that might occur as a result of the usage of this information.

Note: The airfreight volumes are supplied by PPECB.

17/11/2026 02:02

ORANGES Despatch Summary per Export

(with Historical Data) (Values expressed in 15.00kg equivalent cartons)

VALENCIA (VL) Exported to Middle East (MEA) : Current Season vs Previous Seasons

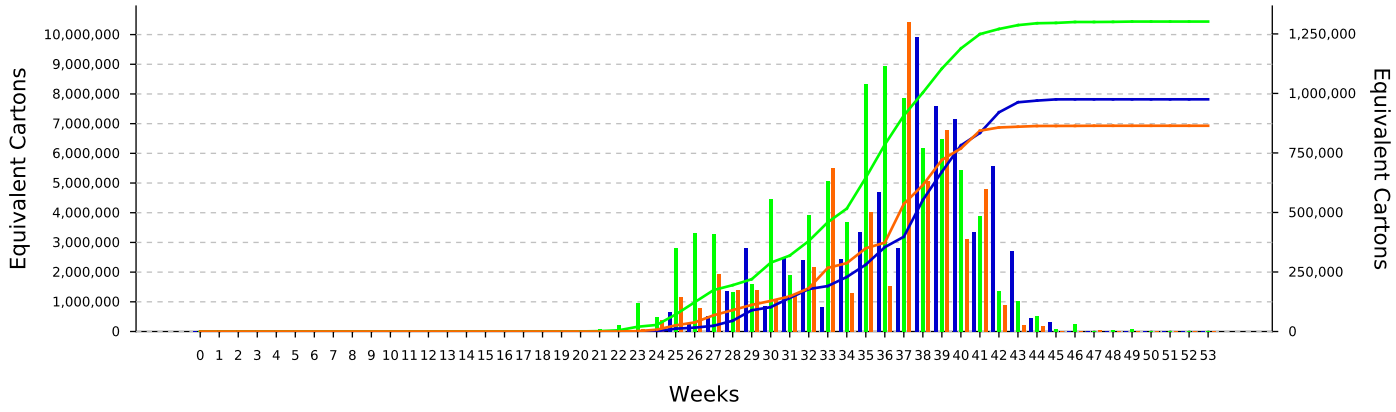

Week	2026 - Current	2026 - Cummulative	2025 - Current	2025 - Cummulative	2024 - Current	2024 - Cummulative
0	0	0	0	0	0	0
1	0	0	0	0	0	0
2	0	0	0	0	0	0
3	0	0	0	0	0	0
4	0	0	0	0	0	0
5	0	0	0	0	0	0
6	0	0	0	0	0	0
7	0	0	0	0	0	0
8	0	0	0	0	0	0
9	0	0	0	0	0	0
10	0	0	0	0	0	0
11	0	0	0	0	0	0
12	0	0	0	0	0	0
13	0	0	1,646	1,646	0	0
14	0	0	0	1,646	0	0
15	0	0	0	1,646	0	0
16	0	0	0	1,646	0	0
17	0	0	0	1,646	0	0
18	0	0	0	1,646	0	0
19	0	0	0	1,646	0	0
20	0	0	915	2,562	0	0
21	0	0	9,966	12,528	0	0
22	0	0	27,706	40,233	0	0
23	0	0	119,663	159,897	11,648	11,648
24	11,232	11,232	60,778	220,675	49,431	61,079
25	83,821	95,053	351,724	572,399	146,865	207,945
26	34,059	129,112	413,410	985,809	98,403	306,347
27	63,727	192,839	410,066	1,395,875	241,080	547,428
28	170,141	362,980	164,756	1,560,630	173,202	720,630
29	351,877	714,857	200,379	1,761,009	174,715	895,345
30	105,531	820,388	557,182	2,318,191	134,978	1,030,323
31	307,688	1,128,076	238,650	2,556,841	152,624	1,182,947
32	300,310	1,428,386	490,025	3,046,866	272,397	1,455,344
33	102,209	1,530,596	631,882	3,678,748	686,707	2,142,052
34	304,852	1,835,448	460,835	4,139,582	160,030	2,302,082
35	416,902	2,252,350	1,040,265	5,179,847	500,348	2,802,429
36	587,615	2,839,965	1,115,252	6,295,099	191,097	2,993,527
37	351,442	3,191,406	978,934	7,274,033	1,301,860	4,295,386
38	1,237,750	4,429,157	770,565	8,044,598	634,110	4,929,496
39	947,484	5,376,641	809,360	8,853,958	847,474	5,776,970
40	891,216	6,267,857	677,588	9,531,546	387,953	6,164,924
41	417,481	6,685,338	484,388	10,015,935	596,619	6,761,542
42	695,055	7,380,393	172,226	10,188,161	109,763	6,871,305
43	338,888	7,719,281	129,453	10,317,614	25,297	6,896,602
44	56,763	7,776,045	63,643	10,381,257	24,628	6,921,230
45	41,309	7,817,353	12,064	10,393,321	1,664	6,922,894
46	1,732	7,819,085	29,858	10,423,180	1,664	6,924,558
47	0	7,819,085	0	10,423,180	4,800	6,929,358
48	0	7,819,085	4,939	10,428,119	0	6,929,358
49	0	7,819,085	9,904	10,438,023	0	6,929,358
50	0	7,819,085	0	10,438,023	0	6,929,358
51	0	7,819,085	0	10,438,023	0	6,929,358
52	0	7,819,085	0	10,438,023	0	6,929,358
53	0	7,819,085	0	10,438,023	0	6,929,358

Indemnity:
Agri-hub shall take all reasonable precautions to ensure that any information and data provided by Agri-hub from its information sources are correct. Neither Agri-hub nor any of its directors, employees or information sources take any responsibility for action or losses that might occur as a result of the usage of this information.

Note: The airfreight volumes are supplied by PPECB.

17/11/2026 02:03

ORANGES Despatch Summary per Export

(with Historical Data) (Values expressed in 15.00kg equivalent cartons)

VALENCIA (VL) Exported to North-America (NAM) : Current Season vs Previous Seasons

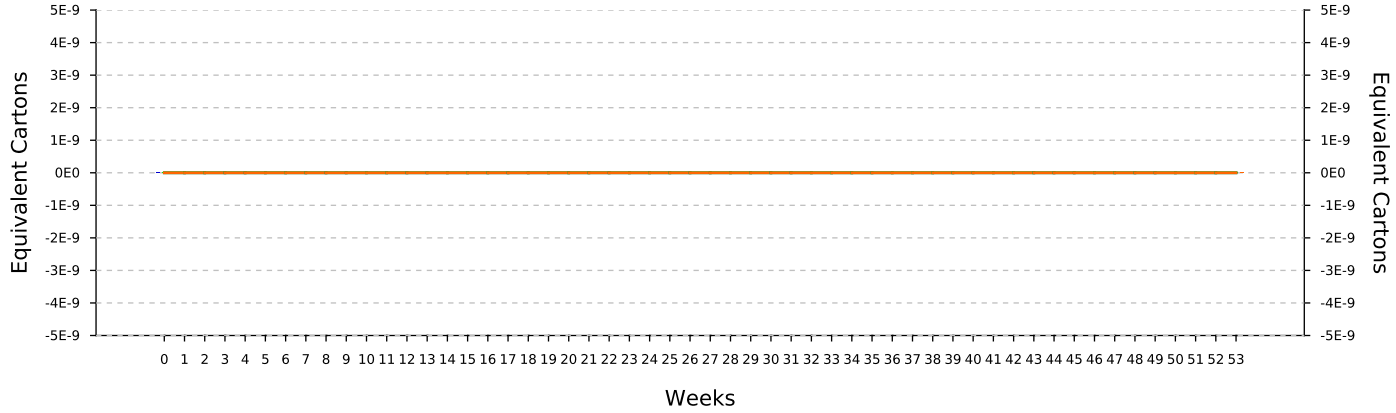

Week	2026 - Current	2026 - Cummulative	2025 - Current	2025 - Cummulative	2024 - Current	2024 - Cummulative
0	0	0	0	0	0	0
1	0	0	0	0	0	0
2	0	0	0	0	0	0
3	0	0	0	0	0	0
4	0	0	0	0	0	0
5	0	0	0	0	0	0
6	0	0	0	0	0	0
7	0	0	0	0	0	0
8	0	0	0	0	0	0
9	0	0	0	0	0	0
10	0	0	0	0	0	0
11	0	0	0	0	0	0
12	0	0	0	0	0	0
13	0	0	0	0	0	0
14	0	0	0	0	0	0
15	0	0	0	0	0	0
16	0	0	0	0	0	0
17	0	0	0	0	0	0
18	0	0	0	0	0	0
19	0	0	0	0	0	0
20	0	0	0	0	0	0
21	0	0	0	0	0	0
22	0	0	0	0	0	0
23	0	0	0	0	0	0
24	0	0	0	0	0	0
25	0	0	0	0	0	0
26	0	0	0	0	0	0
27	0	0	0	0	0	0
28	0	0	0	0	0	0
29	0	0	0	0	0	0
30	0	0	0	0	0	0
31	0	0	0	0	0	0
32	0	0	0	0	0	0
33	0	0	0	0	0	0
34	0	0	0	0	0	0
35	0	0	0	0	0	0
36	0	0	0	0	0	0
37	0	0	0	0	0	0
38	0	0	0	0	0	0
39	0	0	0	0	0	0
40	0	0	0	0	0	0
41	0	0	0	0	0	0
42	0	0	0	0	0	0
43	0	0	0	0	0	0
44	0	0	0	0	0	0
45	0	0	0	0	0	0
46	0	0	0	0	0	0
47	0	0	0	0	0	0
48	0	0	0	0	0	0
49	0	0	0	0	0	0
50	0	0	0	0	0	0
51	0	0	0	0	0	0
52	0	0	0	0	0	0
53	0	0	0	0	0	0

Indemnity:
Agri-hub shall take all reasonable precautions to ensure that any information and data provided by Agri-hub from its information sources are correct. Neither Agri-hub nor any of its directors, employees or information sources take any responsibility for action or losses that might occur as a result of the usage of this information.

Note: The airfreight volumes are supplied by PPECB.

17/11/2026 02:04

ORANGES Despatch Summary per Export

(with Historical Data) (Values expressed in 15.00kg equivalent cartons)

VALENCIA (VL) Exported to Other (OTH) : Current Season vs Previous Seasons

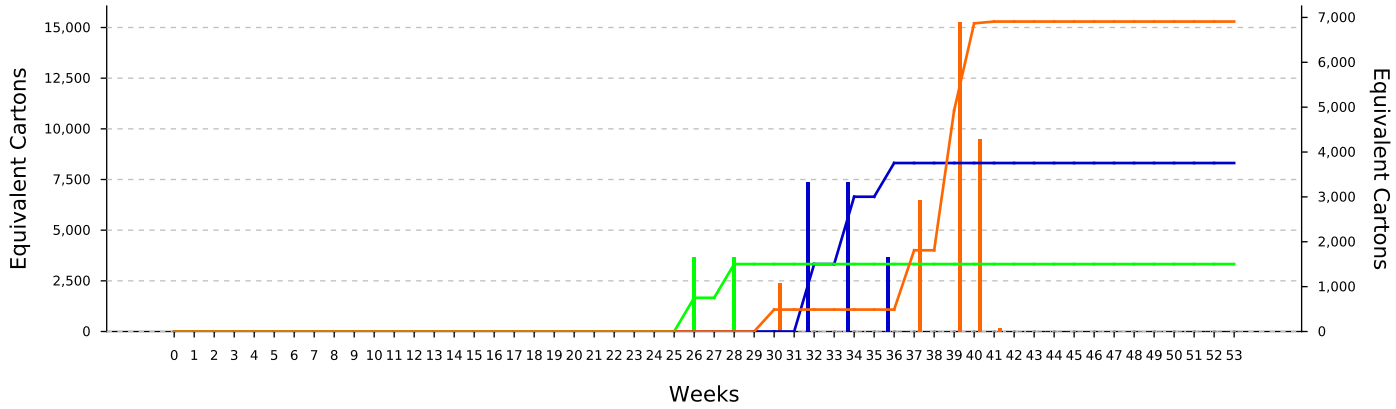

Week	2026 - Current	2026 - Cummulative	2025 - Current	2025 - Cummulative	2024 - Current	2024 - Cummulative
0	0	0	0	0	0	0
1	0	0	0	0	0	0
2	0	0	0	0	0	0
3	0	0	0	0	0	0
4	0	0	0	0	0	0
5	0	0	0	0	0	0
6	0	0	0	0	0	0
7	0	0	0	0	0	0
8	0	0	0	0	0	0
9	0	0	0	0	0	0
10	0	0	0	0	0	0
11	0	0	0	0	0	0
12	0	0	0	0	0	0
13	0	0	0	0	0	0
14	0	0	0	0	0	0
15	0	0	0	0	0	0
16	0	0	0	0	0	0
17	0	0	0	0	0	0
18	0	0	0	0	0	0
19	0	0	0	0	0	0
20	0	0	0	0	0	0
21	0	0	0	0	0	0
22	0	0	0	0	0	0
23	0	0	0	0	0	0
24	0	0	0	0	0	0
25	0	0	0	0	0	0
26	0	0	1,664	1,664	0	0
27	0	0	0	1,664	0	0
28	0	0	1,664	3,328	0	0
29	0	0	0	3,328	0	0
30	0	0	0	3,328	1,082	1,082
31	0	0	0	3,328	0	1,082
32	3,328	3,328	0	3,328	0	1,082
33	0	3,328	0	3,328	0	1,082
34	3,322	6,650	0	3,328	0	1,082
35	0	6,650	0	3,328	0	1,082
36	1,664	8,314	0	3,328	0	1,082
37	0	8,314	0	3,328	2,926	4,008
38	0	8,314	0	3,328	0	4,008
39	0	8,314	0	3,328	6,908	10,916
40	0	8,314	0	3,328	4,290	15,206
41	0	8,314	0	3,328	88	15,294
42	0	8,314	0	3,328	0	15,294
43	0	8,314	0	3,328	0	15,294
44	0	8,314	0	3,328	0	15,294
45	0	8,314	0	3,328	0	15,294
46	0	8,314	0	3,328	0	15,294
47	0	8,314	0	3,328	0	15,294
48	0	8,314	0	3,328	0	15,294
49	0	8,314	0	3,328	0	15,294
50	0	8,314	0	3,328	0	15,294
51	0	8,314	0	3,328	0	15,294
52	0	8,314	0	3,328	0	15,294
53	0	8,314	0	3,328	0	15,294

Indemnity:
Agri-hub shall take all reasonable precautions to ensure that any information and data provided by Agri-hub from its information sources are correct. Neither Agri-hub nor any of its directors, employees or information sources take any responsibility for action or losses that might occur as a result of the usage of this information.

Note: The airfreight volumes are supplied by PPECB.

ORANGES Despatch Summary per Export

(with Historical Data) (Values expressed in 15.00kg equivalent cartons)

VALENCIA (VL) Exported to Russian Federation (RUS) : Current Season vs Previous Seasons

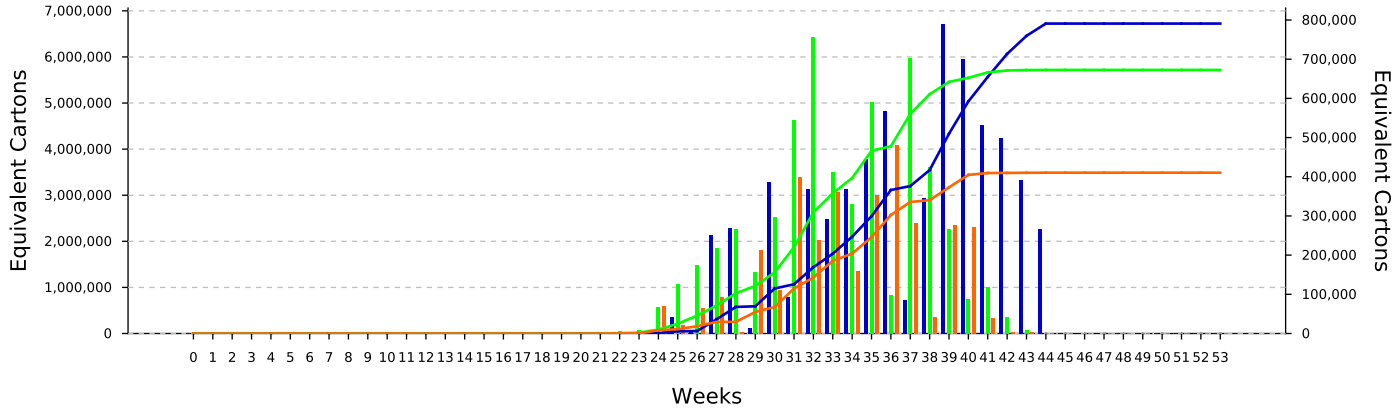

Week	2026 - Current	2026 - Cummulative	2025 - Current	2025 - Cummulative	2024 - Current	2024 - Cummulative
0	0	0	0	0	0	0
1	0	0	0	0	0	0
2	0	0	0	0	0	0
3	0	0	0	0	0	0
4	0	0	0	0	0	0
5	0	0	0	0	0	0
6	0	0	0	0	0	0
7	0	0	0	0	0	0
8	0	0	0	0	0	0
9	0	0	0	0	0	0
10	0	0	0	0	0	0
11	0	0	0	0	0	0
12	0	0	0	0	0	0
13	0	0	0	0	0	0
14	0	0	0	0	0	0
15	0	0	0	0	0	0
16	0	0	0	0	0	0
17	0	0	0	0	0	0
18	0	0	0	0	0	0
19	0	0	0	0	0	0
20	0	0	0	0	0	0
21	0	0	1,383	1,383	0	0
22	0	0	6,115	7,498	2,038	2,038
23	0	0	10,067	17,566	0	2,038
24	6,240	6,240	67,319	84,884	69,281	71,319
25	42,304	48,544	127,080	211,964	21,611	92,931
26	6,115	54,660	174,922	386,886	64,783	157,714
27	252,598	307,258	218,198	605,084	92,636	250,350
28	268,870	576,128	266,799	871,884	3,038	253,388
29	13,867	589,994	157,949	1,029,833	212,072	465,460
30	385,666	975,661	296,660	1,326,493	109,995	575,455
31	92,954	1,068,615	544,853	1,871,347	399,830	975,284
32	369,116	1,437,731	757,594	2,628,940	238,750	1,214,035
33	292,549	1,730,280	412,994	3,041,934	360,673	1,574,708
34	369,363	2,099,643	331,254	3,373,188	159,575	1,734,283
35	444,397	2,544,040	590,811	3,963,999	354,527	2,088,810
36	568,208	3,112,248	97,793	4,061,792	482,238	2,571,048
37	86,641	3,198,888	703,445	4,765,237	281,148	2,852,196
38	345,438	3,544,326	426,159	5,191,396	40,914	2,893,110
39	790,971	4,335,297	267,065	5,458,461	277,656	3,170,766
40	699,536	5,034,833	88,087	5,546,549	270,872	3,441,638
41	532,276	5,567,109	117,686	5,664,235	39,633	3,481,271
42	499,200	6,066,309	41,920	5,706,155	3,328	3,484,599
43	391,279	6,457,587	9,545	5,715,701	2,884	3,487,483
44	266,309	6,723,896	1,664	5,717,365	1,468	3,488,952
45	0	6,723,896	717	5,718,082	0	3,488,952
46	0	6,723,896	0	5,718,082	0	3,488,952
47	0	6,723,896	0	5,718,082	0	3,488,952
48	0	6,723,896	0	5,718,082	0	3,488,952
49	0	6,723,896	0	5,718,082	0	3,488,952
50	0	6,723,896	0	5,718,082	0	3,488,952
51	0	6,723,896	0	5,718,082	0	3,488,952
52	0	6,723,896	0	5,718,082	0	3,488,952
53	0	6,723,896	0	5,718,082	0	3,488,952

Indemnity:
Agri-hub shall take all reasonable precautions to ensure that any information and data provided by Agri-hub from its information sources are correct. Neither Agri-hub nor any of its directors, employees or information sources take any responsibility for action or losses that might occur as a result of the usage of this information.

Note: The airfreight volumes are supplied by PPECB.

17/11/2026 02:07

ORANGES Despatch Summary per Export

(with Historical Data) (Values expressed in 15.00kg equivalent cartons)

VALENCIA (VL) Exported to South East Asia (SEA) : Current Season vs Previous Seasons

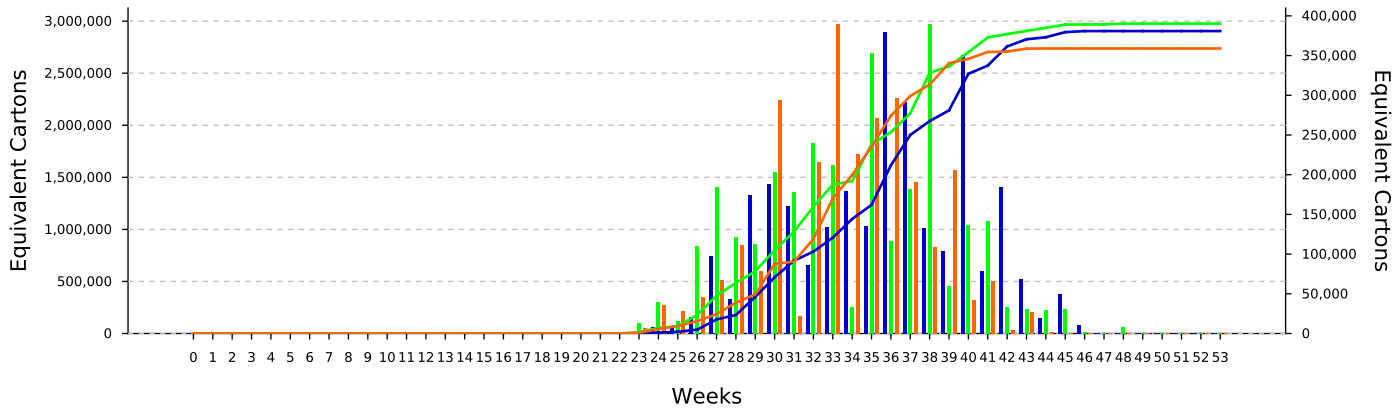

Week	2026 - Current	2026 - Cummulative	2025 - Current	2025 - Cummulative	2024 - Current	2024 - Cummulative
0	0	0	0	0	0	0
1	0	0	0	0	0	0
2	0	0	0	0	0	0
3	0	0	0	0	0	0
4	0	0	0	0	0	0
5	0	0	0	0	0	0
6	0	0	0	0	0	0
7	0	0	0	0	0	0
8	0	0	0	0	0	0
9	0	0	0	0	0	0
10	0	0	0	0	0	0
11	0	0	0	0	0	0
12	0	0	0	0	0	0
13	0	0	0	0	0	0
14	0	0	0	0	0	0
15	0	0	0	0	0	0
16	0	0	0	0	0	0
17	0	0	0	0	0	0
18	0	0	0	0	0	0
19	0	0	0	0	0	0
20	0	0	0	0	0	0
21	0	0	0	0	0	0
22	0	0	0	0	0	0
23	0	0	13,645	13,645	7,488	7,488
24	8,320	8,320	39,183	52,828	36,090	43,578
25	8,320	16,640	16,086	68,913	28,253	71,831
26	20,218	36,858	110,008	178,922	46,538	118,369
27	97,604	134,461	184,371	363,293	66,800	185,169
28	43,346	177,807	121,999	485,292	111,657	296,826
29	173,971	351,779	112,193	597,485	78,124	374,950
30	187,661	539,439	202,940	800,425	294,023	668,973
31	160,125	699,564	177,720	978,145	22,133	691,106
32	86,680	786,244	240,007	1,218,152	215,560	906,666
33	134,411	920,655	211,799	1,429,951	390,309	1,296,975
34	179,092	1,099,747	33,961	1,463,912	225,772	1,522,747
35	135,243	1,234,990	352,762	1,816,674	271,363	1,794,110
36	379,344	1,614,334	116,157	1,932,831	296,452	2,090,562
37	292,117	1,906,451	181,961	2,114,792	190,341	2,280,903
38	133,305	2,039,756	389,275	2,504,066	109,162	2,390,065
39	103,335	2,143,091	60,310	2,564,376	205,900	2,595,965
40	351,116	2,494,207	137,158	2,701,534	41,635	2,637,601
41	78,810	2,573,018	141,333	2,842,867	65,597	2,703,198
42	184,052	2,757,070	32,820	2,875,687	4,828	2,708,026
43	68,787	2,825,856	30,764	2,906,451	27,593	2,735,619
44	19,380	2,845,236	29,156	2,935,607	1,664	2,737,283
45	49,197	2,894,433	31,053	2,966,660	0	2,737,283
46	10,289	2,904,722	1,664	2,968,324	0	2,737,283
47	0	2,904,722	0	2,968,324	0	2,737,283
48	0	2,904,722	8,320	2,976,644	0	2,737,283
49	0	2,904,722	0	2,976,644	0	2,737,283
50	0	2,904,722	0	2,976,644	0	2,737,283
51	0	2,904,722	0	2,976,644	0	2,737,283
52	0	2,904,722	0	2,976,644	0	2,737,283
53	0	2,904,722	0	2,976,644	0	2,737,283

Indemnity:
Agri-hub shall take all reasonable precautions to ensure that any information and data provided by Agri-hub from its information sources are correct. Neither Agri-hub nor any of its directors, employees or information sources take any responsibility for action or losses that might occur as a result of the usage of this information.

Note: The airfreight volumes are supplied by PPECB.

17/11/2026 02:09

ORANGES Despatch Summary per Export

(with Historical Data) (Values expressed in 15.00kg equivalent cartons)

VALENCIA (VL) Exported to United Kingdom (UKI) : Current Season vs Previous Seasons

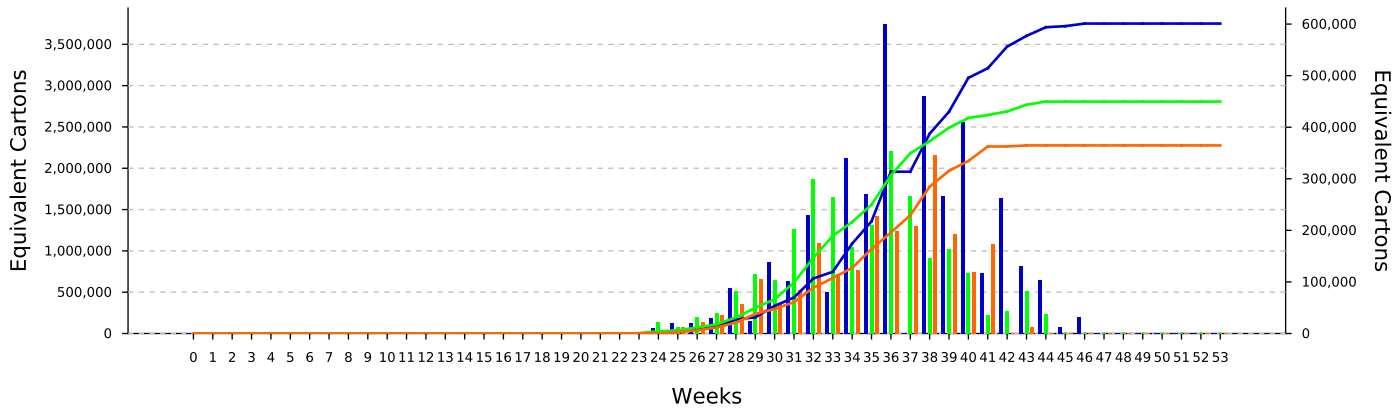

Week	2026 - Current	2026 - Cummulative	2025 - Current	2025 - Cummulative	2024 - Current	2024 - Cummulative
0	0	0	0	0	0	0
1	0	0	0	0	0	0
2	0	0	0	0	0	0
3	0	0	0	0	0	0
4	0	0	0	0	0	0
5	0	0	0	0	0	0
6	0	0	0	0	0	0
7	0	0	0	0	0	0
8	76	76	0	0	0	0
9	0	76	0	0	0	0
10	0	76	0	0	0	0
11	0	76	0	0	0	0
12	0	76	0	0	0	0
13	0	76	0	0	0	0
14	0	76	0	0	0	0
15	0	76	0	0	0	0
16	0	76	0	0	0	0
17	0	76	0	0	0	0
18	0	76	0	0	0	0
19	0	76	0	0	0	0
20	0	76	0	0	0	0
21	0	76	0	0	0	0
22	0	76	1,664	1,664	1,563	1,563
23	1,664	1,740	1,581	3,245	0	1,563
24	9,714	11,454	22,547	25,792	1,701	3,265
25	19,792	31,246	13,203	38,996	12,092	15,357
26	21,061	52,307	32,341	71,336	22,282	37,638
27	29,513	81,820	39,804	111,141	36,038	73,676
28	88,756	170,576	82,894	194,034	57,345	131,022
29	25,164	195,740	116,234	310,269	105,922	236,944
30	138,260	334,000	104,390	414,659	58,853	295,797
31	101,508	435,508	202,032	616,691	84,419	380,216
32	230,613	666,121	300,156	916,847	174,500	554,716
33	80,789	746,909	264,233	1,181,080	115,958	670,674
34	340,307	1,087,216	167,446	1,348,527	123,821	794,495
35	270,037	1,357,253	209,890	1,558,417	227,916	1,022,411
36	601,009	1,958,262	354,822	1,913,238	199,734	1,222,145
37	0	1,958,262	267,425	2,180,663	208,806	1,430,951
38	459,784	2,418,046	146,254	2,326,918	345,643	1,776,594
39	266,594	2,684,640	163,844	2,490,762	192,520	1,969,114
40	409,535	3,094,174	117,851	2,608,613	119,828	2,088,942
41	116,390	3,210,564	35,460	2,644,072	174,393	2,263,335
42	261,868	3,472,432	43,526	2,687,599	416	2,263,751
43	130,071	3,602,503	81,526	2,769,125	12,797	2,276,547
44	104,449	3,706,952	37,730	2,806,855	0	2,276,547
45	13,171	3,720,122	0	2,806,855	0	2,276,547
46	31,280	3,751,402	0	2,806,855	0	2,276,547
47	0	3,751,402	0	2,806,855	0	2,276,547
48	0	3,751,402	0	2,806,855	0	2,276,547
49	0	3,751,402	0	2,806,855	0	2,276,547
50	0	3,751,402	0	2,806,855	0	2,276,547
51	0	3,751,402	0	2,806,855	0	2,276,547
52	0	3,751,402	0	2,806,855	0	2,276,547
53	0	3,751,402	0	2,806,855	0	2,276,547

Indemnity:
Agri-hub shall take all reasonable precautions to ensure that any information and data provided by Agri-hub from its information sources are correct. Neither Agri-hub nor any of its directors, employees or information sources take any responsibility for action or losses that might occur as a result of the usage of this information.

Note: The airfreight volumes are supplied by PPECB.

17/11/2026 02:10

ORANGES Despatch Summary per Export

(with Historical Data) (Values expressed in 15.00kg equivalent cartons)

VALENCIA (VL) Exported to United States (US) : Current Season vs Previous Seasons

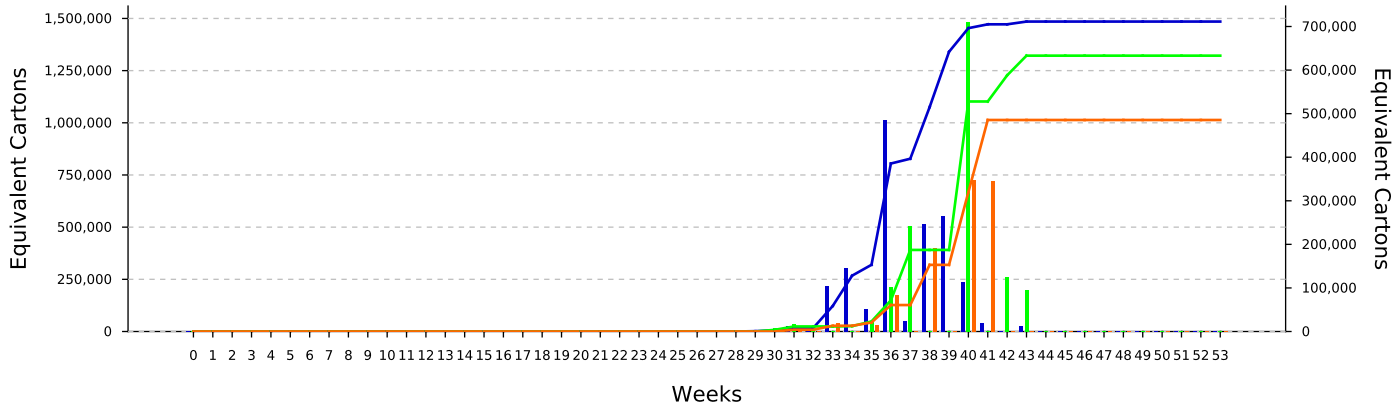

Week	2026 - Current	2026 - Cummulative	2025 - Current	2025 - Cummulative	2024 - Current	2024 - Cummulative
0	0	0	0	0	0	0
1	0	0	0	0	0	0
2	0	0	0	0	0	0
3	0	0	0	0	0	0
4	0	0	0	0	0	0
5	0	0	0	0	0	0
6	0	0	0	0	0	0
7	0	0	0	0	0	0
8	0	0	0	0	0	0
9	0	0	0	0	0	0
10	0	0	0	0	0	0
11	0	0	0	0	0	0
12	0	0	0	0	0	0
13	0	0	0	0	0	0
14	0	0	0	0	0	0
15	0	0	0	0	0	0
16	0	0	0	0	0	0
17	0	0	0	0	0	0
18	0	0	0	0	0	0
19	0	0	0	0	0	0
20	0	0	0	0	0	0
21	0	0	0	0	0	0
22	0	0	0	0	0	0
23	0	0	0	0	0	0
24	0	0	0	0	0	0
25	0	0	0	0	0	0
26	0	0	0	0	0	0
27	0	0	0	0	0	0
28	0	0	0	0	0	0
29	1,581	1,581	0	0	0	0
30	3,910	5,491	7,889	7,889	0	0
31	12,064	17,555	16,322	24,211	8,653	8,653
32	0	17,555	0	24,211	0	8,653
33	104,889	122,445	0	24,211	18,779	27,432
34	145,219	267,664	1,433	25,644	0	27,432
35	51,985	319,649	22,561	48,205	15,830	43,261
36	485,243	804,892	101,251	149,456	83,473	126,735
37	23,011	827,903	241,366	390,822	0	126,735
38	247,240	1,075,143	0	390,822	192,519	319,254
39	264,928	1,340,071	0	390,822	0	319,254
40	113,426	1,453,497	711,340	1,102,162	348,428	667,682
41	18,438	1,471,935	0	1,102,162	345,775	1,013,458
42	0	1,471,935	125,180	1,227,342	0	1,013,458
43	13,147	1,485,082	94,325	1,321,667	0	1,013,458
44	0	1,485,082	0	1,321,667	0	1,013,458
45	0	1,485,082	0	1,321,667	0	1,013,458
46	0	1,485,082	0	1,321,667	0	1,013,458
47	0	1,485,082	0	1,321,667	0	1,013,458
48	0	1,485,082	0	1,321,667	0	1,013,458
49	0	1,485,082	0	1,321,667	0	1,013,458
50	0	1,485,082	0	1,321,667	0	1,013,458
51	0	1,485,082	0	1,321,667	0	1,013,458
52	0	1,485,082	0	1,321,667	0	1,013,458
53	0	1,485,082	0	1,321,667	0	1,013,458

Indemnity:
Agri-hub shall take all reasonable precautions to ensure that any information and data provided by Agri-hub from its information sources are correct. Neither Agri-hub nor any of its directors, employees or information sources take any responsibility for action or losses that might occur as a result of the usage of this information.

Note: The airfreight volumes are supplied by PPECB.

17/11/2026 02:11

Glossary of Key Terms

Actual Cartons (ActCtn)

- Number of cartons that are on a pallet as provided by data source. (The number cartons can differ depending on the pack type code e.g. J60B has 2 cartons, and A15C has 80 cartons)

Country of Origin

- Reports are based on South African exports only. The country of origin code in the data source is ZA.

Equivalent Cartons (EqvCtns)

- The net mass provided by the data source, divided by the standard mass as per commodity.
- Nett mass is validated to be within certain tolerance based on pack type codes. e.g. Grapes standard mass is 4.5 kg where the Oranges are 15kg and Grapefruit is at 17kg

Pallet Quantity (Plt_Qty)

- The Pallet Quantity provided by data source. No distinction is made between pallet types

Port Of Loading (POL)

- Port of Loading

Shipped Date

- Shipped date is the sail date from the Port of Loading for the vessel.
- Pomefruit & Stonefruit - Shipped Date / Export Week is the date of the last South African port of loading
- (Initially the shipped date is received from the data source.
  The vessel sail date is updated according to Marine traffic and Transnet to use the actual shipped dates)

Shipped_week

- The week of the year, starting on a Monday, derived from the shipped date.
- Pome and Stone fruit use Shipped_week_za in this field.

Shipped_week_pol

- The week of the year, starting on a Monday, derived from the shipped date when the vessel left the port.

Shipped_week_za

- The week of the year, starting on a Monday, derived from the shipped date when the vessel left the last South African POL. (NOT the port the container was loaded in)

Indemnity:
Agri-hub shall take all reasonable precautions to ensure that any information and data provided by Agri-hub from its information sources are correct. Neither Agri-hub nor any of its directors, employees or information sources take any responsibility for action or losses that might occur as a result of the usage of this information.

Glossary of Key Terms

Year To Date (YTD)

- Year To Date (YTD) Data for the current season. The season dates are managed on commodity level.

Indemnity:
Agri-hub shall take all reasonable precautions to ensure that any information and data provided by Agri-hub from its information sources are correct. Neither Agri-hub nor any of its directors, employees or information sources take any responsibility for action or losses that might occur as a result of the usage of this information.

Note: The airfreight volumes are supplied by PPECB.